



US00D806015S

(12) **United States Design Patent**
Park et al.

(10) **Patent No.:** **US D806,015 S**

(45) **Date of Patent:** **** *Dec. 26, 2017**

(54) **BATTERY PACK**

DESCRIPTION

- (71) Applicant: **mophie inc.**, Tustin, CA (US)
- (72) Inventors: **Soo Youn Park**, Tustin, CA (US); **Changeun Kim**, Irvine, CA (US); **Sai Kong Frank Lee**, Irvine, CA (US); **Charles Seung Kim**, Irvine, CA (US); **Jian Shen**, Shenzhen (CN)
- (73) Assignee: **mophie inc.**, Tustin, CA (US)
- (*) Notice: This patent is subject to a terminal disclaimer.
- (**) Term: **15 Years**
- (21) Appl. No.: **29/542,801**
- (22) Filed: **Oct. 16, 2015**
- (51) **LOC (10) Cl.** **13-02**
- (52) **U.S. Cl.**
USPC **D13/103**
- (58) **Field of Classification Search**
USPC D13/102–110, 118–121, 184, 199
CPC Y02E 60/12; Y02E 60/122; Y02E 60/124;
Y02E 60/50; H01M 2/02; H01M 2/022;
H01M 2/0202; H01M 2/0207; H01M
2/0212; H01M 2/1061; H01M 2/1022;
(Continued)

(56) **References Cited**

U.S. PATENT DOCUMENTS

- D593,940 S * 6/2009 Nomi D13/103
 - D601,490 S * 10/2009 Zhu D13/102
- (Continued)

Primary Examiner — Rosemary K Tarcza

(74) *Attorney, Agent, or Firm* — Snell & Wilmer L.L.P.


(57) **CLAIM**

The ornamental design for a battery pack, as shown and described.

FIG. 1 is a perspective front view of the battery pack;
 FIG. 2 is a front view of the battery pack;
 FIG. 3 is a rear view of the battery pack;
 FIG. 4 is a left-hand-side view of the battery pack;
 FIG. 5 is a right-hand-side view of the battery pack;
 FIG. 6 is a top view of the battery pack;
 FIG. 7 is a bottom view of the battery pack;
 FIG. 8 is a perspective front view of an alternative embodiment of the battery pack;
 FIG. 9 is a front view of the alternative embodiment of FIG. 8 of the battery pack;
 FIG. 10 is a rear view of the alternative embodiment of FIG. 8 of the battery pack;
 FIG. 11 is a left-hand-side view of the alternative embodiment of FIG. 8 of the battery pack;
 FIG. 12 is a right-hand-side view of the alternative embodiment of FIG. 8 of the battery pack;
 FIG. 13 is a top view of the alternative embodiment of FIG. 8 of the battery pack;
 FIG. 14 is a bottom view of the alternative embodiment of FIG. 8 of the battery pack;
 FIG. 15 is a perspective front view of another alternative embodiment of the battery pack;
 FIG. 16 is a front view of the alternative embodiment of FIG. 15 of the battery pack;
 FIG. 17 is a rear view of the alternative embodiment of FIG. 15 of the battery pack;
 FIG. 18 is a left-hand-side view of the alternative embodiment of FIG. 15 of the battery pack;
 FIG. 19 is a right-hand-side view of the alternative embodiment of FIG. 15 of the battery pack;
 FIG. 20 is a top view of the alternative embodiment of FIG. 15 of the battery pack; and,
 FIG. 21 is a bottom view of the alternative embodiment of FIG. 15 of the battery pack.

The broken lines shown in the drawings are included for the purpose of illustrating unclaimed portions of the battery pack, and form no part of the claimed design.

1 Claim, 15 Drawing Sheets



(58) **Field of Classification Search**
 CPC .. H01M 2/1055; H01M 2/1066; H01M 2/105;
 H01M 2/204; H01M 10/4257; H01M
 10/0436; H01M 10/48; H01M 10/44;
 H01M 10/46; H01M 10/465; H01M
 10/482; H01M 2200/30; H01M 2250/30;
 H01M 2250/40; H02J 7/0054; H02J
 7/0055; H02J 7/0057; H02J 2007/0062
 See application file for complete search history.

(56) **References Cited**

U.S. PATENT DOCUMENTS

D601,494 S * 10/2009 Otani D13/103
 D622,213 S * 8/2010 Nomi D13/103
 D644,988 S * 9/2011 Finney D13/103
 D645,814 S * 9/2011 Otani D13/103
 D646,222 S * 10/2011 Tatehata D13/103
 D651,167 S * 12/2011 Lemelman D13/103
 D678,187 S * 3/2013 Huang D13/103
 D686,152 S * 7/2013 Lee D13/103

D692,826 S * 11/2013 Aida D13/108
 D708,189 S * 7/2014 An D13/108
 D711,821 S * 8/2014 Wang D13/103
 D712,351 S * 9/2014 Zeng D13/103
 D713,786 S * 9/2014 Wen D13/103
 D715,219 S * 10/2014 Ceyress D13/103
 D717,243 S * 11/2014 Liu D13/103
 D719,506 S * 12/2014 Jung D13/108
 D720,687 S * 1/2015 Hasbrook D13/103
 D725,591 S * 3/2015 Chien D13/103
 D727,259 S * 4/2015 Hwang D13/108
 D733,043 S * 6/2015 Hasbrook D13/103
 D733,051 S * 6/2015 Wang D13/103
 D743,333 S * 11/2015 Nomi D13/108
 D760,647 S * 7/2016 Chen D13/103
 D762,164 S * 7/2016 Lin D13/103
 D762,169 S * 7/2016 Lei D13/108
 D762,170 S * 7/2016 Lei D13/108
 D763,185 S * 8/2016 Wen D13/103
 D763,188 S * 8/2016 Park D13/108
 D763,792 S * 8/2016 Park D13/108
 D766,179 S * 9/2016 Polk D13/108

* cited by examiner




FIG. 1




FIG. 2




FIG. 3




FIG. 4




FIG. 5



FIG. 6

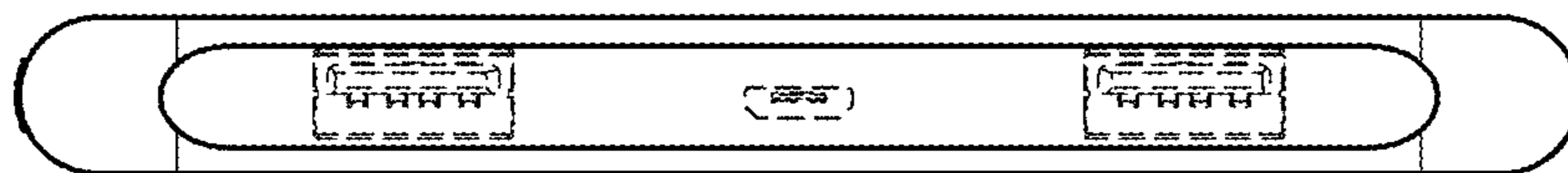


FIG. 7




FIG. 8




FIG. 9




FIG. 10




FIG. 11




FIG. 12



FIG. 13



FIG. 14




FIG. 15




FIG. 16




FIG. 17



FIG. 18



FIG. 19



FIG. 20



FIG. 21