



US00D806006S

(12) **United States Design Patent**  
**Ronan et al.**

(10) **Patent No.:** **US D806,006 S**

(45) **Date of Patent:** **\*\* Dec. 26, 2017**

- (54) **TIRE**
- (71) Applicant: **CONTINENTAL REIFEN DEUTSCHLAND GMBH**, Hannover (DE)
- (72) Inventors: **Stephen Ronan**, Garbsen (DE); **Milan Obzina**, Otrokovice (CZ); **Lars-Erik Gunnarsson**, Hannover (DE)
- (73) Assignee: **Continental Reifen Deutschland GmbH**, Hannover (DE)

D383,102 S *	9/1997	Harris	.....	D12/600
D393,236 S *	4/1998	Rowe	.....	D12/602
D397,655 S *	9/1998	Takada	.....	D12/579
D418,457 S *	1/2000	Roelle	.....	D12/600
D452,463 S *	12/2001	Warchol	.....	D12/595
D456,341 S *	4/2002	Warchol	.....	D12/577
D462,049 S *	8/2002	Takahashi	.....	D12/599
D483,718 S *	12/2003	Hutz	.....	B60C 13/02 D12/579
D529,860 S *	10/2006	Shondel	.....	D12/511
D530,266 S *	10/2006	Hutz	.....	D12/579
D567,750 S *	4/2008	Dixon	.....	D12/579
D609,173 S *	2/2010	Buchinger-Barnstorf	...	D12/599
D642,114 S *	7/2011	Sugimoto	.....	D12/578
D647,468 S *	10/2011	Weaver	.....	D12/588
D675,152 S *	1/2013	Yokomakura	.....	D12/578

(Continued)

(\*\*) Term: **15 Years**

(21) Appl. No.: **35/501,059**

(22) Filed: **Jan. 19, 2016**

(80) **Hague Agreement Data**

Int. Filing Date: **Jan. 19, 2016**

Int. Reg. No.: **DM/090844**

Int. Reg. Date: **Jan. 19, 2016**

Int. Reg. Pub. Date: **Jun. 10, 2016**

(51) **LOC (10) Cl.** ..... **12-15**

(52) **U.S. Cl.**  
USPC ..... **D12/579**

(58) **Field of Classification Search**  
USPC ..... D12/536-538, 542, 544, 551, 552, 554,  
D12/559, 561, 563, 568, 574, 578, 579,  
D12/602, 604, 605  
CPC . B60C 11/00; B60C 11/0016; B60C 11/0304;  
B60C 11/0302; B60C 11/0306; B60C  
11/0309; B60C 11/0318; B60C 11/0311;  
B60C 11/042; B60C 11/11; B60C 11/12;  
B60C 11/13

See application file for complete search history.

(56) **References Cited**

**U.S. PATENT DOCUMENTS**

- D187,575 S \* 3/1960 Caurette ..... 152/209.15
- D294,927 S \* 3/1988 Kobayashi ..... D12/571

*Primary Examiner* — Darlington Ly

(74) *Attorney, Agent, or Firm* — Laurence A. Greenberg;  
Werner H. Stemer; Ralph E. Locher

(57) **CLAIM**

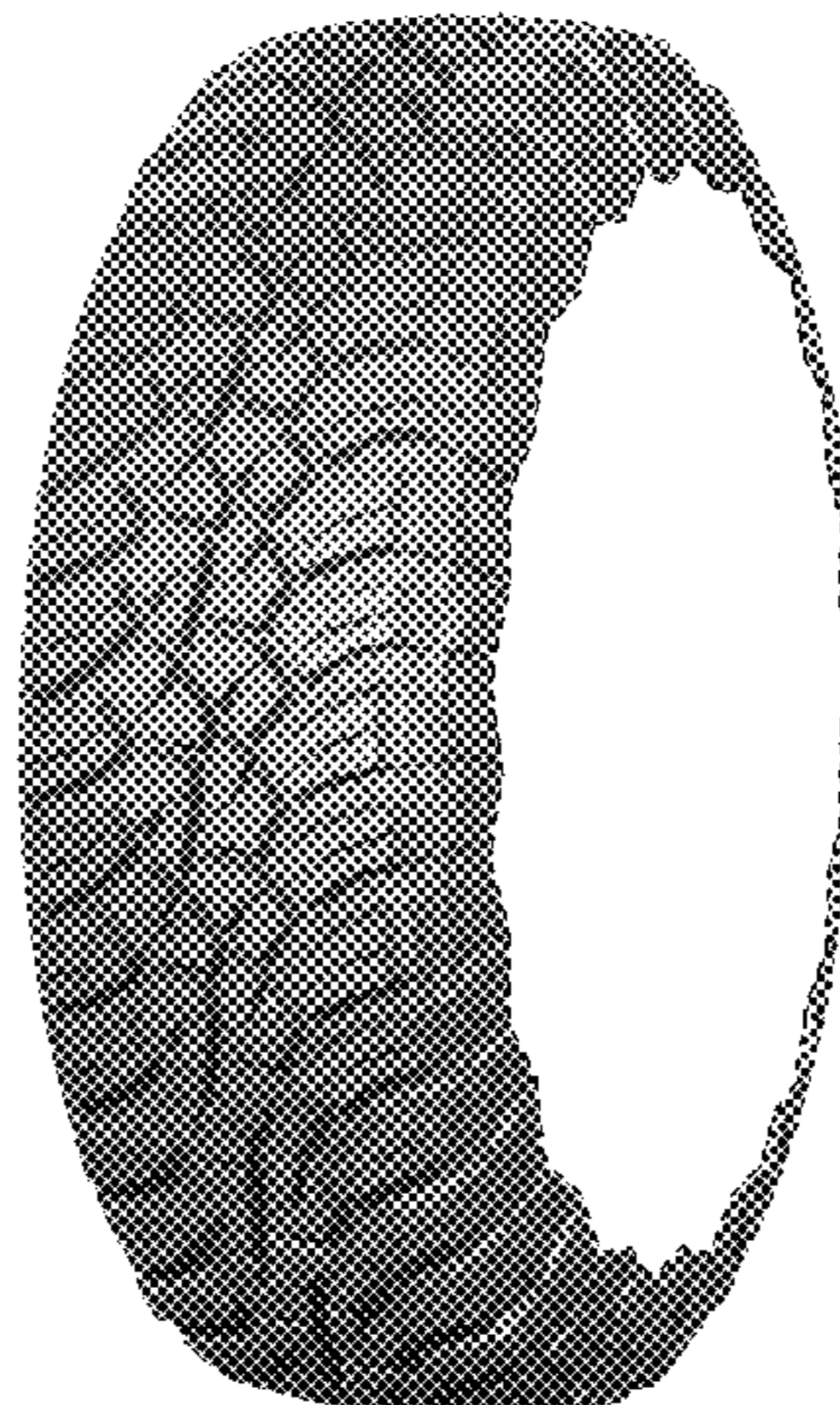
The ornamental design for a tire, as shown and described.

**DESCRIPTION**

1. Tire

**1.1** is a side elevation view of a tire showing our new design;  
**1.2** is an opposing side elevation view thereof;  
**1.3** is a front and side perspective view thereof;  
**1.4** is a front elevation view thereof; and  
**1.5** is an enlarged partial front elevation view thereof,  
 wherein the enlargement area is indicated by the dashed-dot  
 broken line bracket marked **1.5** in **1.4**.  
 The dashed broken lines in the drawings illustrate portions  
 of the tire that form no part of the claimed design. Addi-  
 tionally, the dashed-dot broken lines in **1.4** are graphical  
 indications that define the area of enlargement in **1.5** and do  
 not form part of the claimed design.

**1 Claim, 5 Drawing Sheets**



(56)


**References Cited**

U.S. PATENT DOCUMENTS


D717,726 S \* 11/2014 Buchinger-Barnstorf ... D12/599  
D727,248 S \* 4/2015 Reim ..... D12/577  
D730,272 S \* 5/2015 Fleckner ..... D12/580  
D734,712 S \* 7/2015 Kuwano ..... D12/599  
D735,119 S \* 7/2015 Hermann ..... D12/578  
D736,145 S \* 8/2015 Jacobs ..... D12/594  
D743,878 S \* 11/2015 Mathis ..... D12/579  
D744,413 S \* 12/2015 Chen ..... D12/579  
D754,590 S \* 4/2016 Kristen ..... D12/580

\* cited by examiner

1.1




1.2



1.3





1.5

