



US00D805990S

(12) **United States Design Patent**  
**Mizutani**

(10) **Patent No.:** **US D805,990 S**

(45) **Date of Patent:** **\*\* Dec. 26, 2017**

(54) **WHEEL**

(71) Applicant: **Jun Mizutani**, Toyota-shi (JP)

(72) Inventor: **Jun Mizutani**, Toyota-shi (JP)

(73) Assignees: **Toyota Jidosha Kabushiki Kaisha**  
(JP); **SUBARU CORPORATION** (JP)

(\*\*) Term: **15 Years**

(21) Appl. No.: **29/565,105**

(22) Filed: **May 18, 2016**

(30) **Foreign Application Priority Data**

Dec. 17, 2015 (JP) ..... 2015-028145

(51) **LOC (10) Cl.** ..... **12-16**

(52) **U.S. Cl.**  
USPC ..... **D12/209**

(58) **Field of Classification Search**  
USPC ..... D12/204–213  
CPC .... B60B 7/00; B60B 7/02; B60B 7/04; B60B  
7/01; B60B 7/06; B60B 3/02; B60B 3/04;  
B60B 3/06; B60B 3/10; B60B 1/00;  
B60B 1/08; B60B 1/10; B60B 1/12  
See application file for complete search history.

(56) **References Cited**

**U.S. PATENT DOCUMENTS**

D558,118 S	*	12/2007	Hueller	.....	D12/211
D587,181 S	*	2/2009	Musser	.....	D12/209
D594,801 S	*	6/2009	Imai	.....	D12/211
D598,834 S	*	8/2009	Juergens	.....	D12/209
D620,862 S	*	8/2010	Pollmann	.....	D12/209
D645,390 S	*	9/2011	De Bono	.....	D12/209
D663,668 S	*	7/2012	Pollmann	.....	D12/209
D673,104 S	*	12/2012	Lemke	.....	D12/211
D697,008 S	*	1/2014	Juergens	.....	D12/209
D722,935 S	*	2/2015	Dingle	.....	D12/209

D729,721 S	*	5/2015	Fahr-Becker	.....	D12/211
D741,240 S	*	10/2015	Melabiotis	.....	D12/209
D743,315 S	*	11/2015	Perini	.....	D12/209
D753,571 S	*	4/2016	Juergens	.....	D12/211
D755,690 S	*	5/2016	von Tardy-Tuch	.....	D12/209
D760,143 S	*	6/2016	Gallert	.....	D12/211
D761,182 S	*	7/2016	Valencia Pollex	.....	D12/211
D764,367 S	*	8/2016	Gallert	.....	D12/209
D769,169 S	*	10/2016	Kumeya	.....	D12/211

(Continued)

**OTHER PUBLICATIONS**

Toyota, Toyota Estima (2014), Catalogue of Toyota Estima, Toyota Jidosha Kabushiki Kaisha, available at least as early as Sep. 1, 2014.

(Continued)

*Primary Examiner* — Stacia Cadmus

(74) *Attorney, Agent, or Firm* — Saidman DesignLaw Group, LLC

(57) **CLAIM**

The ornamental design for a wheel, as shown and described.

**DESCRIPTION**

FIG. 1 is a perspective view of a wheel showing my new design;  
FIG. 2 is a front view thereof;  
FIG. 3 is a rear view thereof;  
FIG. 4 is a top view thereof;  
FIG. 5 is a bottom view thereof;  
FIG. 6 is a left side view thereof; and,  
FIG. 7 is a right side view thereof.

The back portion of the wheel is shown in a lighter grey scale representing environmental features that form no part of the claimed design.

The shadows and reflections represent contour and not surface ornamentation or any particular color.

**1 Claim, 7 Drawing Sheets**



(56)

**References Cited**

U.S. PATENT DOCUMENTS

D780,654 S \* 3/2017 Gallert ..... D12/204

OTHER PUBLICATIONS

Fuji Jukogyo Kabushiki Kaisha, Subaru Forester (2014), netcarshow.com <<http://www.netcarshow.com/subaru/2014-forester/>>, available at least as early as Jul. 28, 2015.

BMW, BMW M6 gran coupe (2014), netcarshow.com <[http://www.netcarshow.com/bmw/2014-m6\\_gran\\_coupe/](http://www.netcarshow.com/bmw/2014-m6_gran_coupe/)>, available at least as early as Jul. 28, 2015.

\* cited by examiner





FIG. 1



FIG. 2






FIG. 3




FIG. 4




FIG. 5




FIG. 6






FIG. 7

UNITED STATES PATENT AND TRADEMARK OFFICE  
**CERTIFICATE OF CORRECTION**

PATENT NO. : D805,990 S  
APPLICATION NO. : 29/565105  
DATED : December 26, 2017  
INVENTOR(S) : Jun Mizutani

Page 1 of 9

It is certified that error appears in the above-identified patent and that said Letters Patent is hereby corrected as shown below:

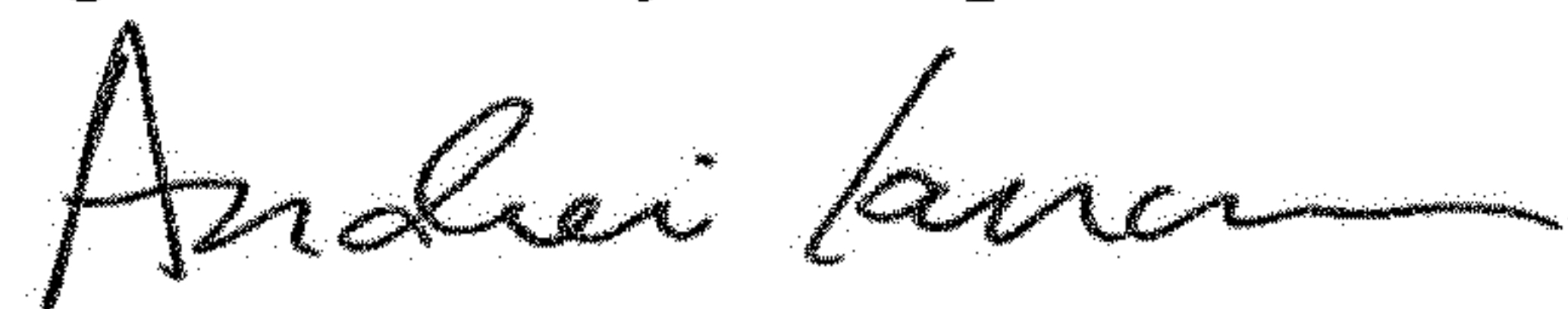
On the Title Page

Delete the title page and substitute therefore with the attached title page consisting of the corrected illustrative figure(s).

In the Drawings

Please replace FIGS. 1-7 with FIGS. 1-7 as shown on the attached pages.

Signed and Sealed this  
Eighteenth Day of September, 2018



Andrei Iancu  
*Director of the United States Patent and Trademark Office*



(12) **United States Design Patent** (10) Patent No.: **US D805,990 S**  
**Mizutani** (45) Date of Patent: **\*\* Dec. 26, 2017**

(54) **WHEEL**  
 (71) Applicant: **Jun Mizutani, Toyota-shi (JP)**  
 (72) Inventor: **Jun Mizutani, Toyota-shi (JP)**  
 (73) Assignees: **Toyota Jidosha Kabushiki Kaisha (JP); SUBARU CORPORATION (JP)**

(\*\*) Term: **15 Years**

(21) Appl. No.: **29/565,105**

(22) Filed: **May 18, 2016**

(30) **Foreign Application Priority Data**  
 Dec. 17, 2015 (JP) ..... 2015-028145

(51) **LOC (10) CL.** ..... **12-16**

(52) **U.S. CL.**  
 USPC ..... **D12/209**

(58) **Field of Classification Search**  
 USPC ..... **D12/204-213**  
 CPC .... **B60B 7/00; B60B 7/02; B60B 7/04; B60B 7/01; B60B 7/06; B60B 3/02; B60B 3/04; B60B 3/06; B60B 3/10; B60B 1/00; B60B 1/08; B60B 1/10; B60B 1/12**  
 See application file for complete search history.

(56) **References Cited**

**U.S. PATENT DOCUMENTS**

D558,118 S *	12/2007	Hueller	D12/211
D587,181 S *	2/2009	Musser	D12/209
D594,801 S *	6/2009	Imai	D12/211
D598,834 S *	8/2009	Juergens	D12/209
D620,862 S *	8/2010	Pollmann	D12/209
D645,390 S *	9/2011	De Bono	D12/209
D663,668 S *	7/2012	Pollmann	D12/209
D673,104 S *	12/2012	Lemke	D12/211
D697,008 S *	1/2014	Juergens	D12/209
D722,935 S *	2/2015	Dingle	D12/209

D729,721 S *	5/2015	Fahr-Becker	D12/211
D741,240 S *	10/2015	Melabiotis	D12/209
D743,315 S *	11/2015	Perini	D12/209
D753,571 S *	4/2016	Juergens	D12/211
D755,690 S *	5/2016	von Tardy-Tuch	D12/209
D760,143 S *	6/2016	Gallert	D12/211
D761,182 S *	7/2016	Valencia Pollex	D12/211
D764,367 S *	8/2016	Gallert	D12/209
D769,169 S *	10/2016	Kumeya	D12/211

(Continued)

**OTHER PUBLICATIONS**

Toyota, Toyota Estima (2014), Catalogue of Toyota Estima, Toyota Jidosha Kabushiki Kaisha, available at least as early as Sep. 1, 2014.

(Continued)

*Primary Examiner* — Stacia Cadmus

(74) *Attorney, Agent, or Firm* — Saidman Design Law Group, LLC

(57) **CLAIM**

The ornamental design for a wheel, as shown and described.

**DESCRIPTION**

FIG. 1 is a perspective view of a wheel showing my new design;

FIG. 2 is a front view thereof;

FIG. 3 is a rear view thereof;

FIG. 4 is a top view thereof;

FIG. 5 is a bottom view thereof;

FIG. 6 is a left side view thereof; and,

FIG. 7 is a right side view thereof.

The back portion of the wheel is shown in a lighter grey scale representing environmental features that form no part of the claimed design.

The shadows and reflections represent contour and not surface ornamentation or any particular color.

**1 Claim, 7 Drawing Sheets**







FIG. 1





FIG. 2






FIG. 3






FIG. 4




FIG. 5




FIG. 6






FIG. 7