



US00D805984S

(12) **United States Design Patent** (10) **Patent No.:** **US D805,984 S**
Morris et al. (45) **Date of Patent:** **** Dec. 26, 2017**

(54) **FLARED FRONT FAIRING END CAP**
(71) Applicants: **Hanson Morris**, Fort Worth, TX (US);
Jeffrey P. Smith, Prosper, TX (US)
(72) Inventors: **Hanson Morris**, Fort Worth, TX (US);
Jeffrey P. Smith, Prosper, TX (US)
(73) Assignee: **PACCAR Inc**, Bellevue, WA (US)
(**) Term: **15 Years**

Primary Examiner — George D. Kirschbaum
Assistant Examiner — Joseph Kukella
(74) *Attorney, Agent, or Firm* — Christensen O'Connor
Johnson Kindness PLLC

(21) Appl. No.: **29/568,334**
(22) Filed: **Jun. 16, 2016**
(51) **LOC (10) Cl.** **12-16**
(52) **U.S. Cl.**
USPC **D12/196**
(58) **Field of Classification Search**
USPC D12/82, 86, 90-93, 96-99, 174, 175,
D12/177, 181, 184, 190, 196, 221, 400
CPC B62D 35/00; B62D 35/001; B60J 1/00;
B60J 1/008; B60N 3/00; B60N 3/005
See application file for complete search history.

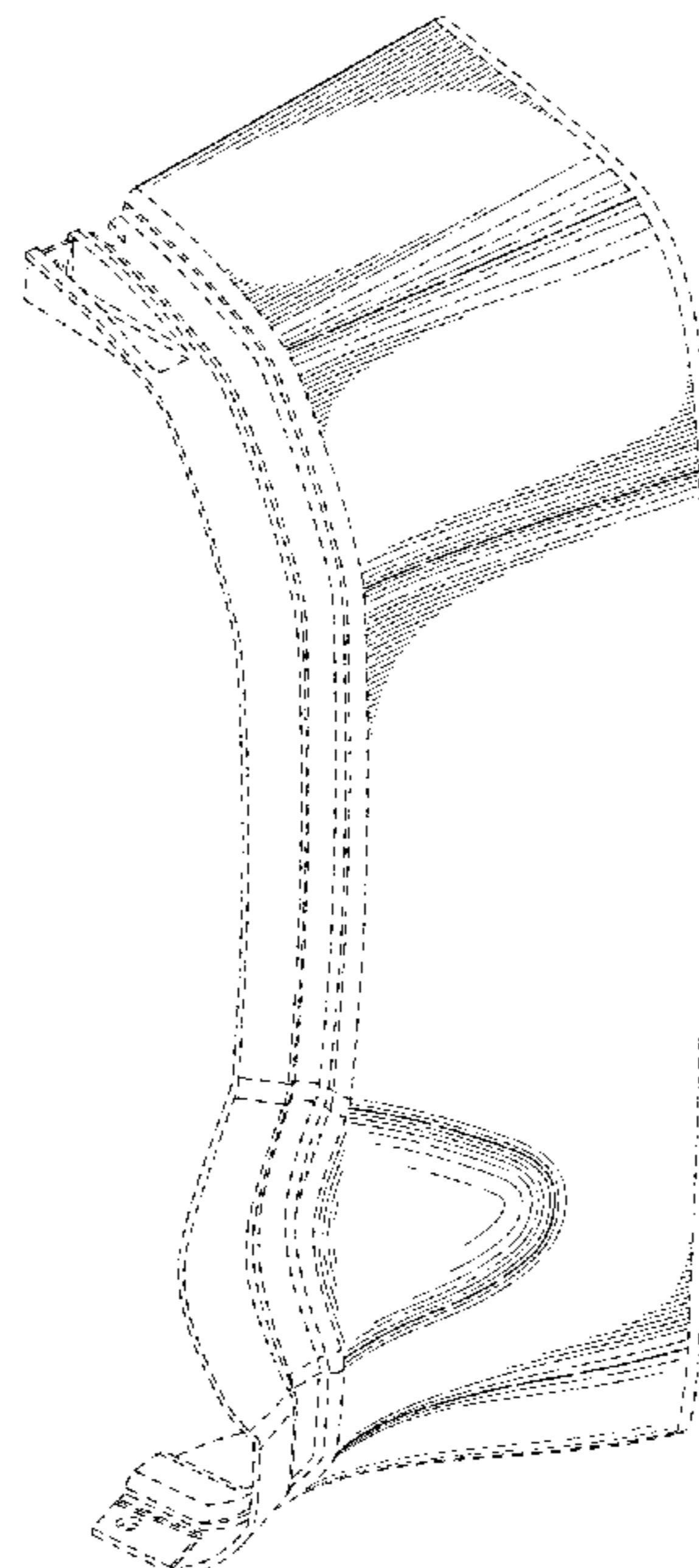
(57) **CLAIM**
The ornamental design for a flared front fairing end cap, as shown and described.

(56) **References Cited**
U.S. PATENT DOCUMENTS
D265,983 S 8/1982 Sullivan et al.
4,401,338 A 8/1983 Caldwell
4,408,792 A 10/1983 Sullivan
D271,191 S 11/1983 Amprim et al.
D289,891 S 5/1987 Bielby
(Continued)

DESCRIPTION
FIG. 1 is a left side perspective view of a flared front fairing end cap according to a first embodiment of our new design; FIG. 2 is a right side perspective view of the flared front fairing end cap of FIG. 1; FIG. 3 is a left side elevational view of the flared front fairing end cap of FIG. 1; FIG. 4 is a front elevational view of the flared front fairing end cap of FIG. 1; FIG. 5 is a right side elevational view of the flared front fairing end cap of FIG. 1; FIG. 6 is a top plan view of the flared front fairing end cap of FIG. 1; and, FIG. 7 is a bottom plan view of the flared front fairing end cap of FIG. 1.
The rear of the flared front fairing end cap is unornamented. FIGS. 1-7 illustrate a first embodiment of our novel design for use on the left side of a vehicle. Our novel design also includes a second embodiment suitable for use on the right side of a vehicle, which is mirrored symmetrical to FIGS. 1-7 and therefore not separately illustrated.
The broken lines shown in the drawings illustrate portions of the flared front fairing end cap that form no part of the claimed design.

OTHER PUBLICATIONS
“AeroCab,” Kenworth Truck Company, Kirkland, Washington, as early as 1995, 3-page brochure.
(Continued)

1 Claim, 6 Drawing Sheets



(56)

References Cited

U.S. PATENT DOCUMENTS

D290,455 S 6/1987 Konen et al.
 D312,609 S 12/1990 Preslik et al.
 D312,810 S 12/1990 Preslik et al.
 D313,954 S 1/1991 Fingerle
 D314,163 S 1/1991 Harris et al.
 D319,036 S 8/1991 Fingerle
 D320,582 S 10/1991 Fingerle
 D320,583 S 10/1991 Simons et al.
 D335,855 S 5/1993 Callaway et al.
 D341,563 S 11/1993 Niemi
 D356,770 S 3/1995 Almen
 D374,418 S 10/1996 Griffin
 D375,925 S 11/1996 Griffin
 D381,949 S 8/1997 Barrett, Jr. et al.
 D391,524 S 3/1998 Anderson et al.
 D395,269 S 6/1998 McCauley, Jr.
 D395,848 S 7/1998 Meryman et al.
 D399,465 S 10/1998 Saleen
 D399,791 S 10/1998 Hellhake et al.
 D399,792 S 10/1998 Hellhake et al.
 D403,999 S 1/1999 Lund
 D411,140 S 6/1999 Meryman et al.
 D420,622 S 2/2000 Hellhake et al.
 D422,957 S 4/2000 Damon et al.
 D424,495 S * 5/2000 Damon D12/196
 D424,999 S 5/2000 Carlson et al.
 D433,365 S 11/2000 Beigel
 D433,967 S 11/2000 Delashaw et al.
 D434,348 S 11/2000 Delashaw et al.
 D436,894 S 1/2001 Barraclough et al.
 D437,258 S 2/2001 Meryman et al.
 D460,023 S 7/2002 Beigel
 D465,749 S 11/2002 Beigel
 D491,508 S 6/2004 Perfetti et al.
 D496,620 S 9/2004 Perfetti et al.
 D499,679 S 12/2004 Perfetti et al.
 D505,896 S * 6/2005 Devitt D12/106
 D519,891 S 5/2006 Lai
 D522,426 S 6/2006 Beigel et al.
 D522,944 S 6/2006 Beigel et al.
 D522,945 S 6/2006 Beigel et al.
 D524,202 S * 7/2006 Devitt D12/106
 D531,946 S 11/2006 Angelo et al.
 D531,948 S 11/2006 Angelo et al.
 D532,731 S 11/2006 Angelo et al.
 D535,597 S 1/2007 Herpel
 D549,144 S 8/2007 Elliott et al.
 D555,062 S 11/2007 Davidson et al.
 D558,643 S 1/2008 Beigel et al.
 D564,431 S 3/2008 Orr
 D566,639 S 4/2008 Elliott et al.
 D567,156 S 4/2008 Hutchins
 D603,315 S 11/2009 Gamou
 7,641,254 B2 1/2010 Stegawski et al.
 D613,224 S 4/2010 Beigel et al.
 D628,134 S 11/2010 Salnick et al.
 D643,353 S 8/2011 Balicki et al.
 D646,613 S 10/2011 Medina et al.
 D647,019 S 10/2011 Medina et al.
 D652,774 S 1/2012 Aris et al.
 D660,756 S 5/2012 Peltola et al.
 D666,541 S 9/2012 Stimel, Jr.
 8,506,004 B1 8/2013 Vogel et al.
 D707,606 S 6/2014 Leetz et al.
 D707,607 S 6/2014 Leetz et al.

D708,105 S 7/2014 Leetz et al.
 D708,106 S 7/2014 Jensen et al.
 D708,107 S 7/2014 Jensen et al.
 D709,422 S 7/2014 Peltola et al.
 D709,423 S 7/2014 Peltola et al.
 D715,206 S 10/2014 Conway et al.
 D716,211 S 10/2014 Jensen et al.
 D719,885 S 12/2014 Conway et al.
 D738,273 S 9/2015 Hanson
 D738,274 S 9/2015 Hanson et al.
 D753,039 S 4/2016 Duncan et al.
 D786,762 S * 5/2017 Smith D12/196
 2005/0012344 A1 1/2005 Sorrells et al.
 2005/0040668 A1 2/2005 Wood
 2009/0033058 A1 2/2009 VanderGriend et al.

OTHER PUBLICATIONS

Albert, H., "On the Road With Henry Albert. Five in a Row!" Team Run Smart, Jan. 8, 2013, <<https://www.teamrunsmart.com/the-pros/henry-albert/january-2013/five-in-a-row>> [retrieved Apr. 12, 2016], 7 pages.
 Berg, T., "Mack Emphasizes Fuel Economy With Pinnacle Announcements," TruckingInfo.com, Mar. 31, 2011, <<http://www.truckinginfo.com/article/print/story/2011/03/mack-emphasizes-fuel-economy-with-pinnacle-announcements.aspx>> [retrieved Apr. 12, 2016], 2 pages.
 "Class Pays, Truck Models," Peterbilt Motors Company, Denton, Texas, Mar. 2005, 24-page brochure.
 "Class Pays," Peterbilt Motors Company, Denton, Texas, Nov. 1998, 10-page brochure.
 "Class Pays," Peterbilt Motors Company, Denton, Texas, Sep. 1997, 10-page brochure.
 "Kenworth Truck Models," Kenworth Truck Company, Kirkland, Washington, 2010, 16-page brochure.
 "Model 377A/E," Peterbilt Motors Company, Denton, Texas, Aug. 1997, 2-page brochure.
 "Model 377A/E," Peterbilt Motors Company, Denton, Texas, Jan. 1995, 6-page brochure.
 "Model 385," Peterbilt Motors Company, Denton, Texas, Oct. 1996, 5-page brochure.
 "Model 387," Peterbilt Motors Company, Denton, Texas, Oct. 2002, 2-page brochure.
 "T2000," Kenworth Truck Company, Kirkland, Washington, 1999, 20-page brochure.
 "T2000," Kenworth Truck Company, Kirkland, Washington, 2002, 20-page brochure.
 "T2000," Kenworth Truck Company, Kirkland, Washington, 2005, 20-page brochure.
 "T600," Kenworth Truck Company, Kirkland, Washington, 1996, 7-page brochure.
 "T600," Kenworth Truck Company, Kirkland, Washington, 2002, 28-page brochure.
 "T600," Kenworth Truck Company, Kirkland, Washington, 2005, 24-page brochure.
 "T660," Kenworth Truck Company, Kirkland, Washington, 2007, 36-page brochure.
 "T660," Kenworth Truck Company, Kirkland, Washington, 2009, 36-page brochure.
 "T700," Kenworth Truck Company, Kirkland, Washington, 2010, 6-page brochure.
 "Unibilt™ Cab Sleeper System," Peterbilt Motors Company, Denton, Texas, Aug. 1994, 6-page brochure.

* cited by examiner

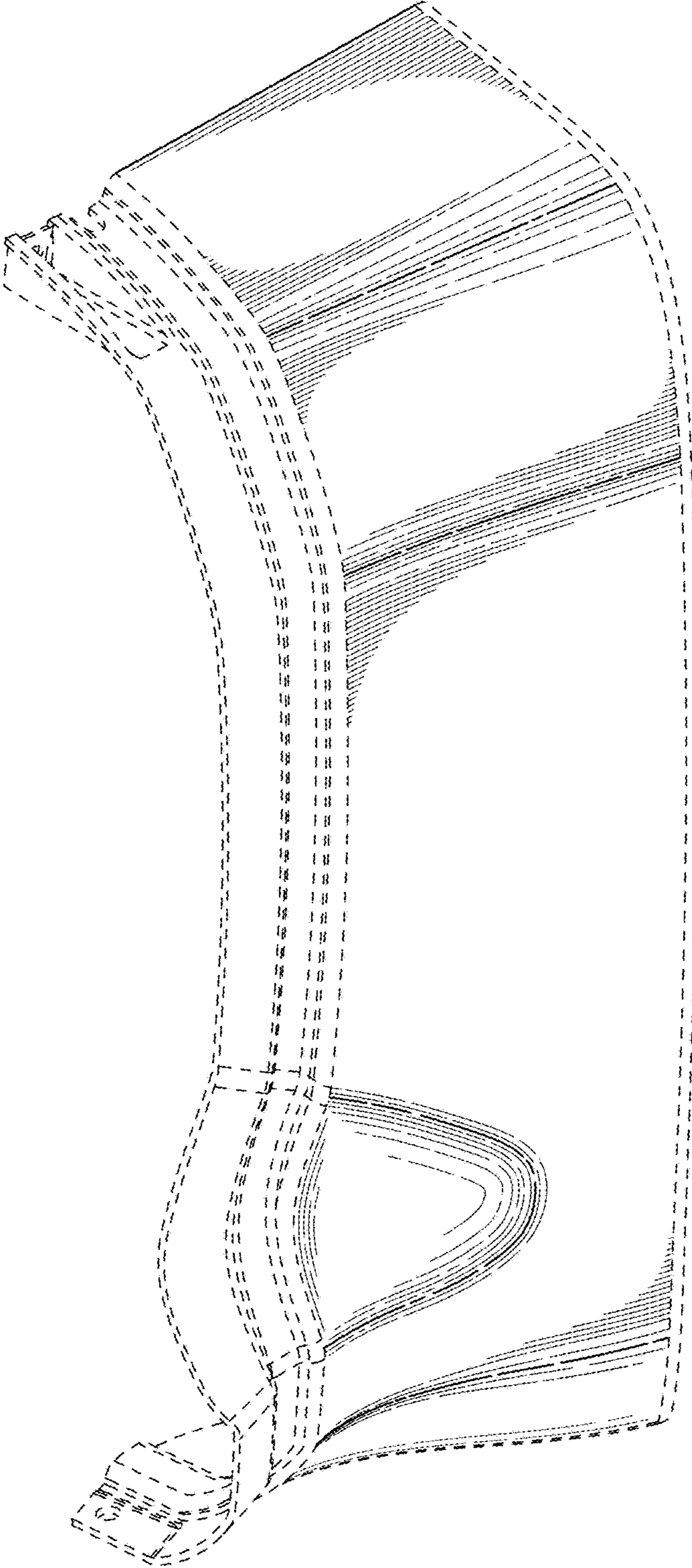


Fig. 1.

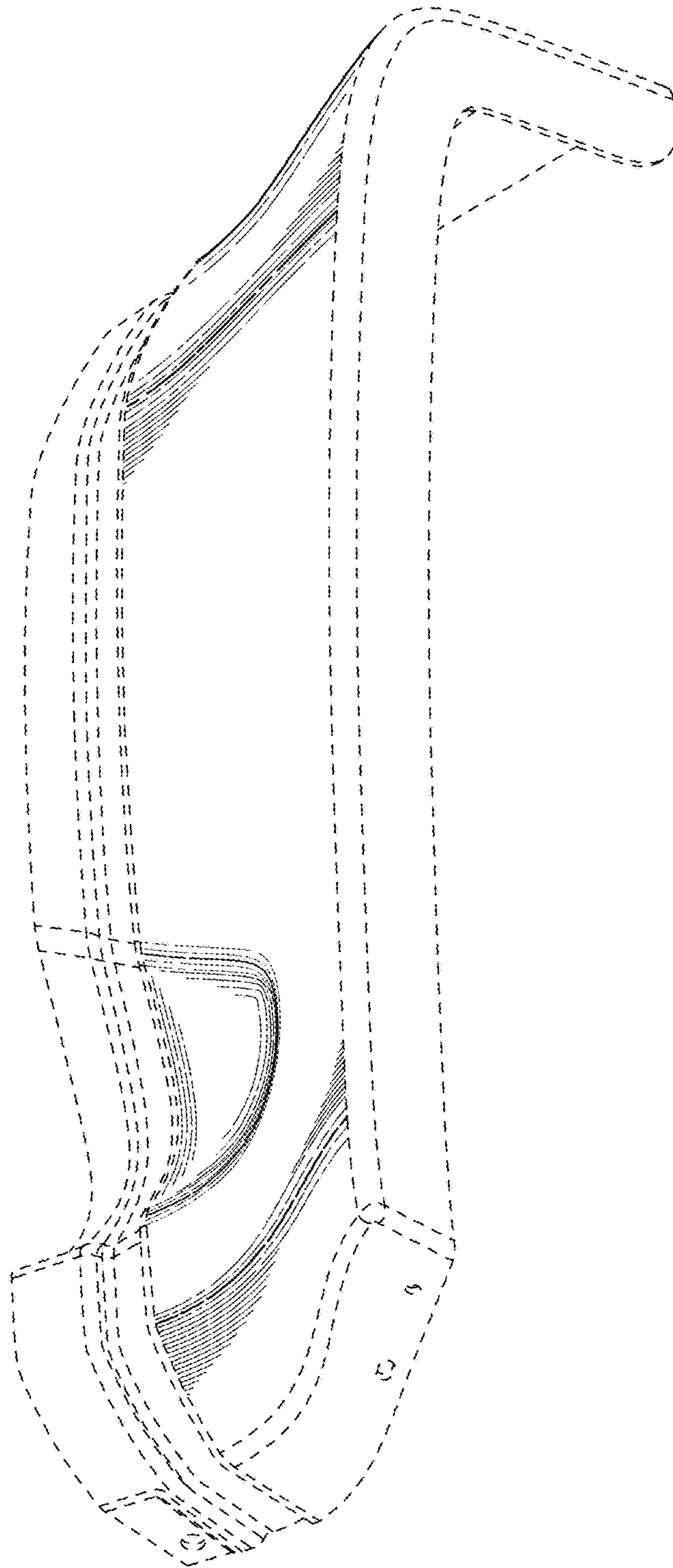


Fig. 2.

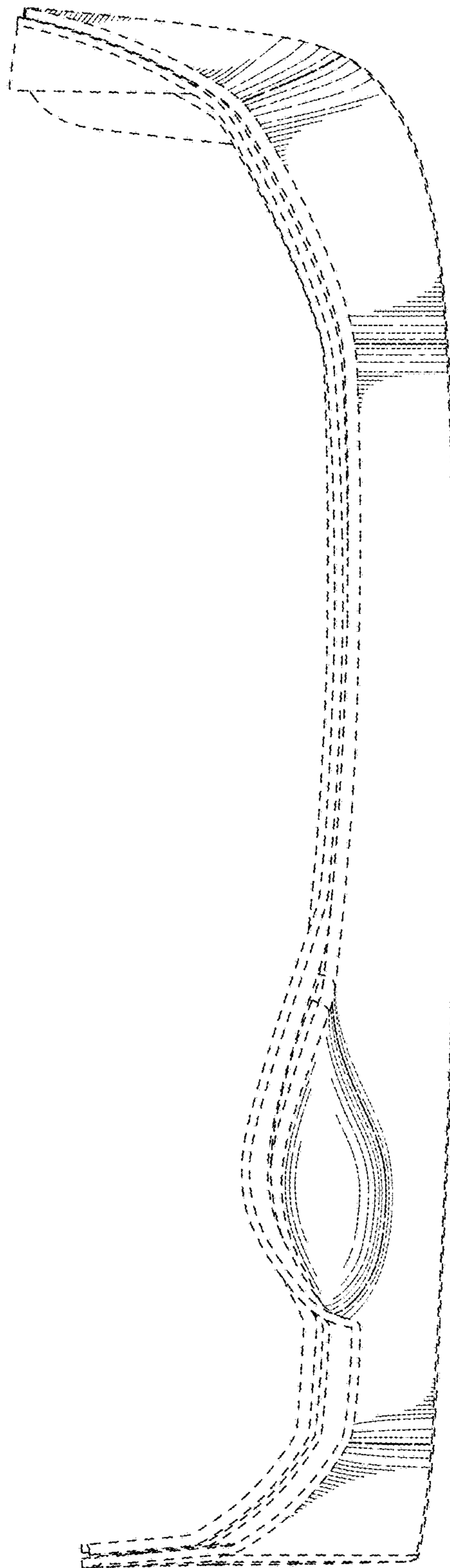


Fig. 3.

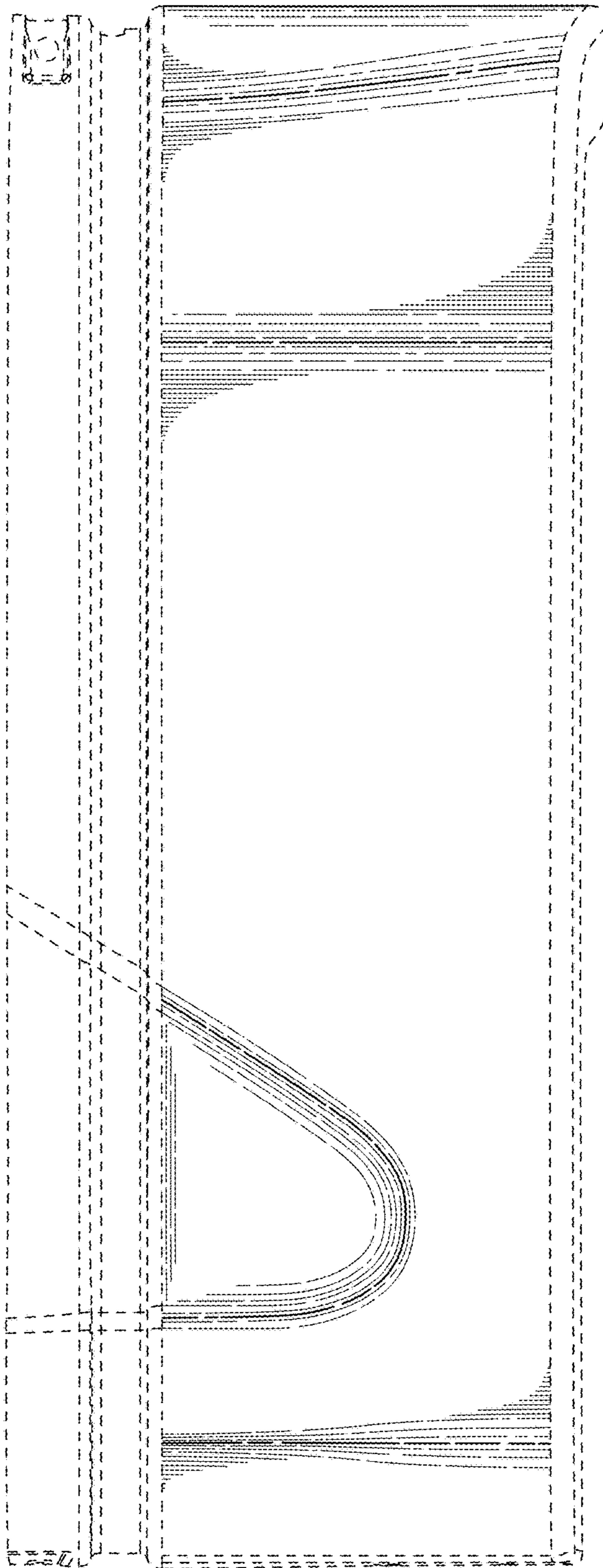


Fig. 4.




Fig. 5.

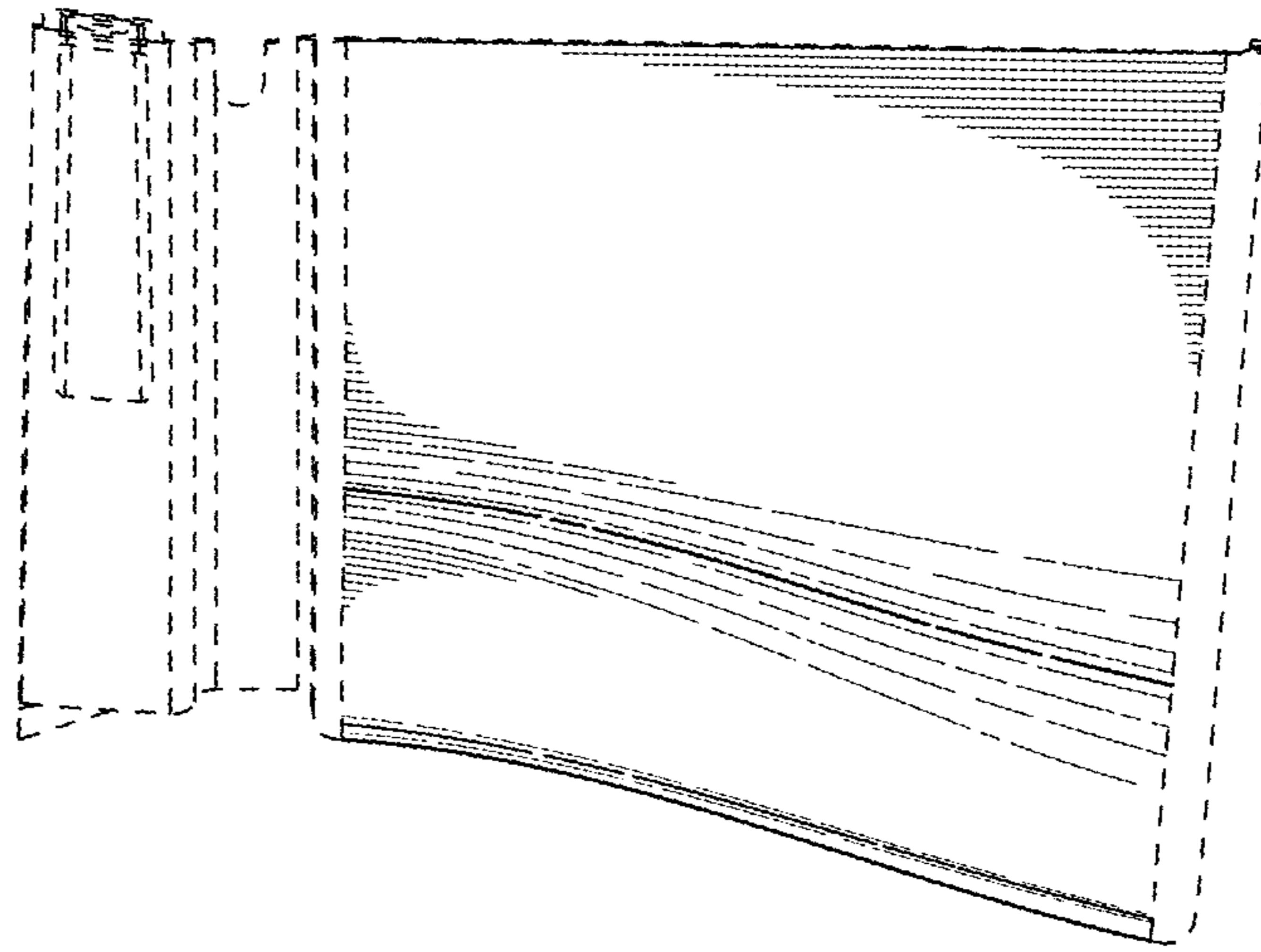


Fig. 6.

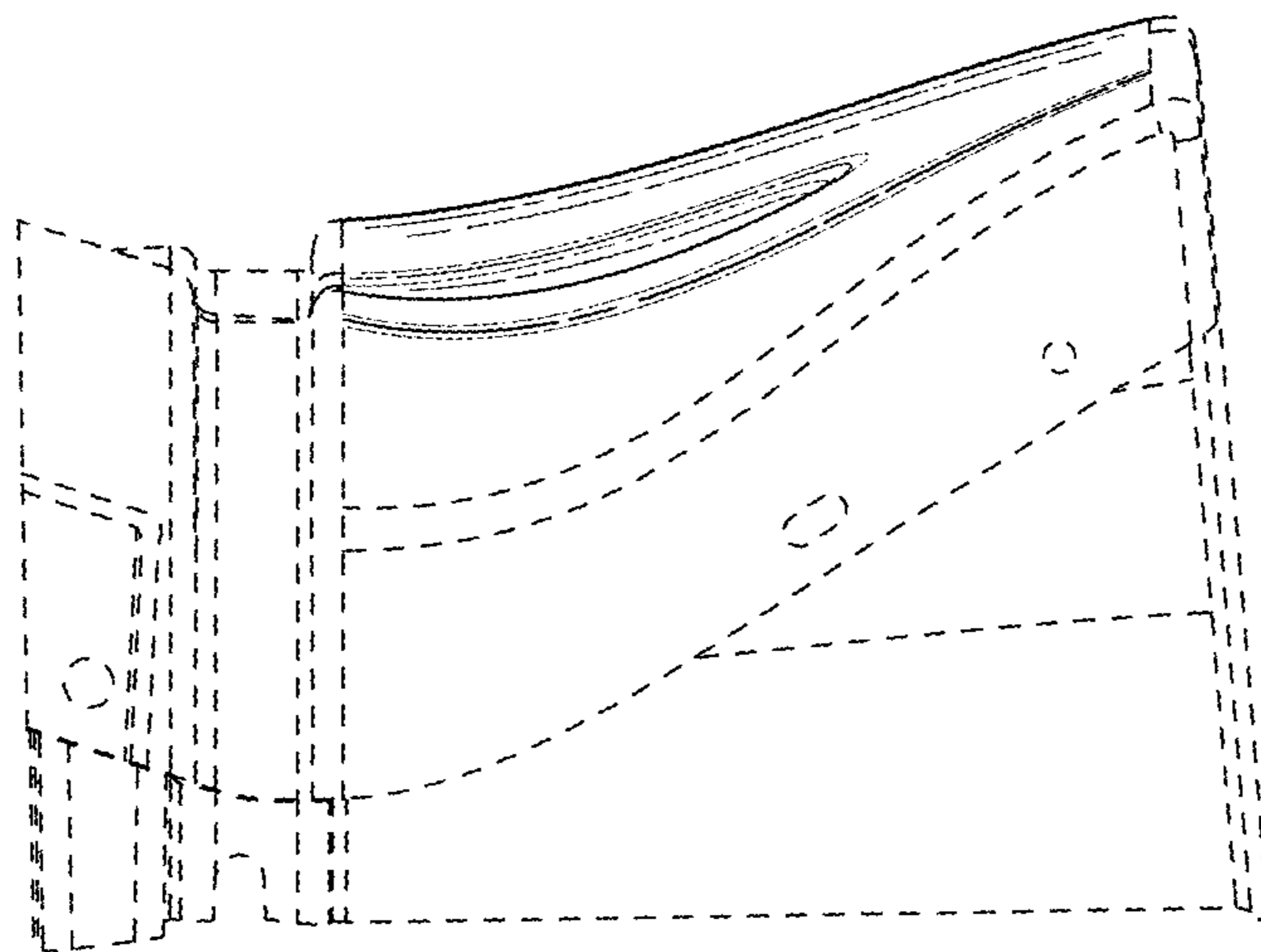


Fig. 7.