



US00D805977S

(12) **United States Design Patent** (10) **Patent No.:** **US D805,977 S**
Platto et al. (45) **Date of Patent:** **** Dec. 26, 2017**

(54) **VEHICLE WINDSHIELD**
(71) Applicant: **Ford Global Technologies, LLC**,
Dearborn, MI (US)
(72) Inventors: **Gordon M. Platto**, Troy, MI (US);
Sean W. Tant, Livonia, MI (US)
(73) Assignee: **Ford Global Technologies, LLC**,
Dearborn, MI (US)
(**) Term: **15 Years**
(21) Appl. No.: **29/588,189**
(22) Filed: **Dec. 19, 2016**
(51) **LOC (10) Cl.** **12-08**
(52) **U.S. Cl.**
USPC **D12/182**
(58) **Field of Classification Search**
USPC D12/182, 183, 317
CPC H05B 3/84; H05B 3/86; B60J 1/00; B60J
1/02; B60J 1/002; B60J 1/005; B60J
1/008; B60J 3/007; B32B 3/00; B21B
17/10192; B21B 17/10036; B21B
17/10174; B21B 17/10; C23C 14/10
See application file for complete search history.

(56) **References Cited**
U.S. PATENT DOCUMENTS
6,559,419 B1 * 5/2003 Sol B32B 17/10192
219/203
7,019,260 B1 * 3/2006 Degand B32B 17/10036
219/203
D522,941 S * 6/2006 Metros D12/182
D595,196 S * 6/2009 Woolley D12/182
D601,064 S * 9/2009 Golden D12/182
D607,387 S * 1/2010 Golden D12/182
7,731,373 B2 * 6/2010 Oskarsson B60S 1/026
219/203
D623,995 S * 9/2010 Woolley D12/182

D623,996 S * 9/2010 Bucher D12/182
D623,997 S * 9/2010 Lamm D12/182
D667,354 S * 9/2012 Platto D12/182
D680,925 S * 4/2013 Song D12/182
D692,357 S * 10/2013 Campbell D12/182
D721,311 S 1/2015 Platto
D721,312 S * 1/2015 George D12/182
D721,313 S * 1/2015 Mays D12/182
D721,627 S * 1/2015 Blanski D12/182
9,302,451 B2 * 4/2016 Lisinski B32B 17/10174
D756,867 S * 5/2016 Wolff D12/182
2003/0150848 A1 * 8/2003 Noguchi B32B 17/10036
219/203
2010/0220019 A1 * 9/2010 Boote B32B 17/10036
343/713
2010/0266832 A1 * 10/2010 Derda B32B 17/10
428/292.1
2013/0161309 A1 * 6/2013 Lisinski B32B 17/10036
219/203

(Continued)

Primary Examiner — Karen S Acker
Assistant Examiner — Jerry Shiuian-Hua Hsu
(74) *Attorney, Agent, or Firm* — James Dottavio


(57) **CLAIM**

The ornamental design for a vehicle windshield, as shown.

DESCRIPTION

FIG. 1 is a top left perspective view of a vehicle windshield, showing our new design;
FIG. 2 is a top right perspective view thereof;
FIG. 3 is a top rear perspective view thereof;
FIG. 4 is a front elevational view thereof;
FIG. 5 is a rear elevational view thereof;
FIG. 6 is a left side elevational view thereof;
FIG. 7 is a right side elevational view thereof;
FIG. 8 is a top plan view thereof; and,
FIG. 9 is a bottom plan view thereof.

1 Claim, 9 Drawing Sheets



(56)

References Cited

U.S. PATENT DOCUMENTS

2013/0300146 A1* 11/2013 Ogawa B60J 1/02
296/84.1
2014/0339212 A1* 11/2014 Arslan H05B 3/86
219/203
2016/0254586 A1* 9/2016 Shimo B60J 3/007
343/713
2017/0015180 A1* 1/2017 Sakamoto B60J 1/02

* cited by examiner

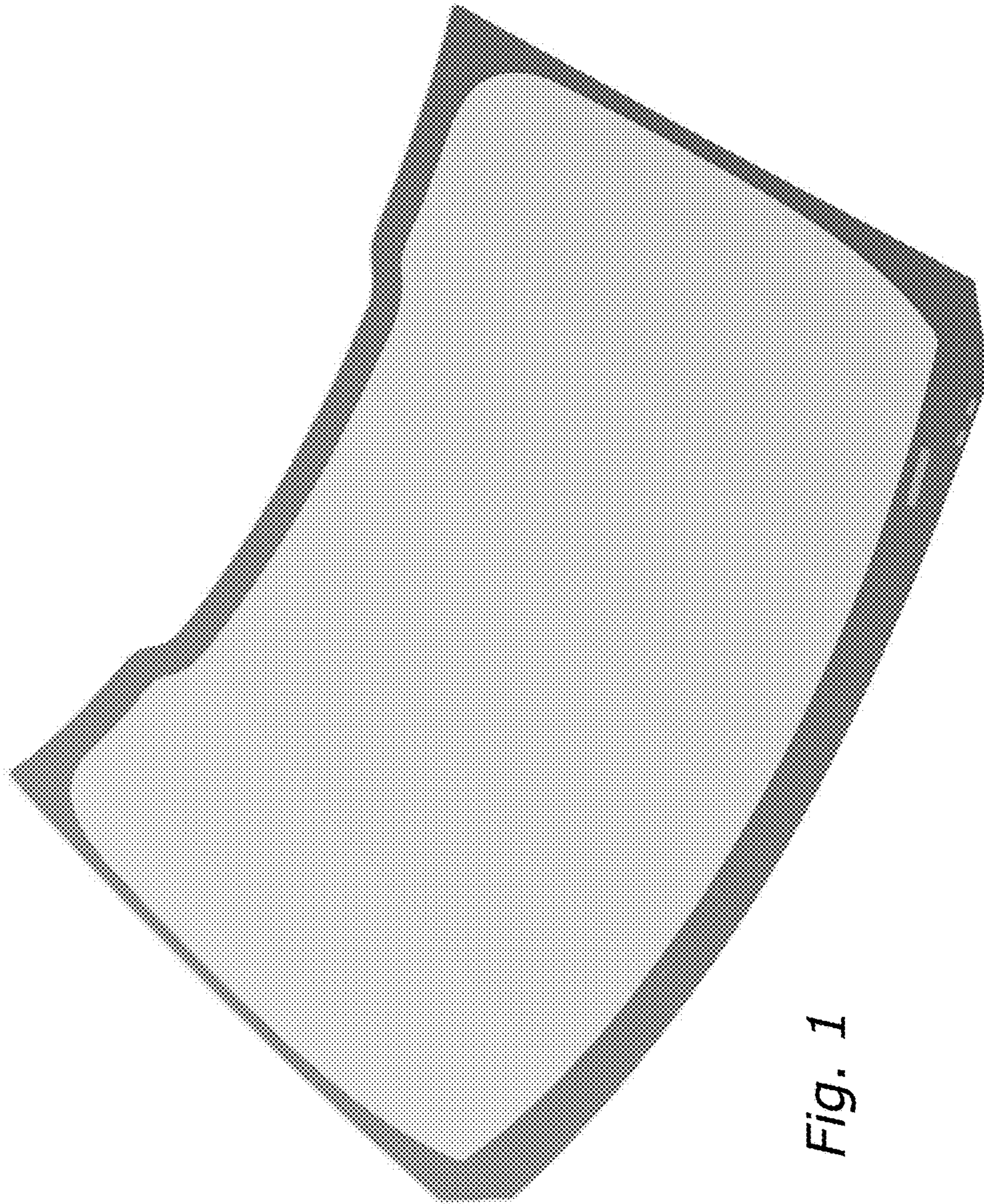


Fig. 1

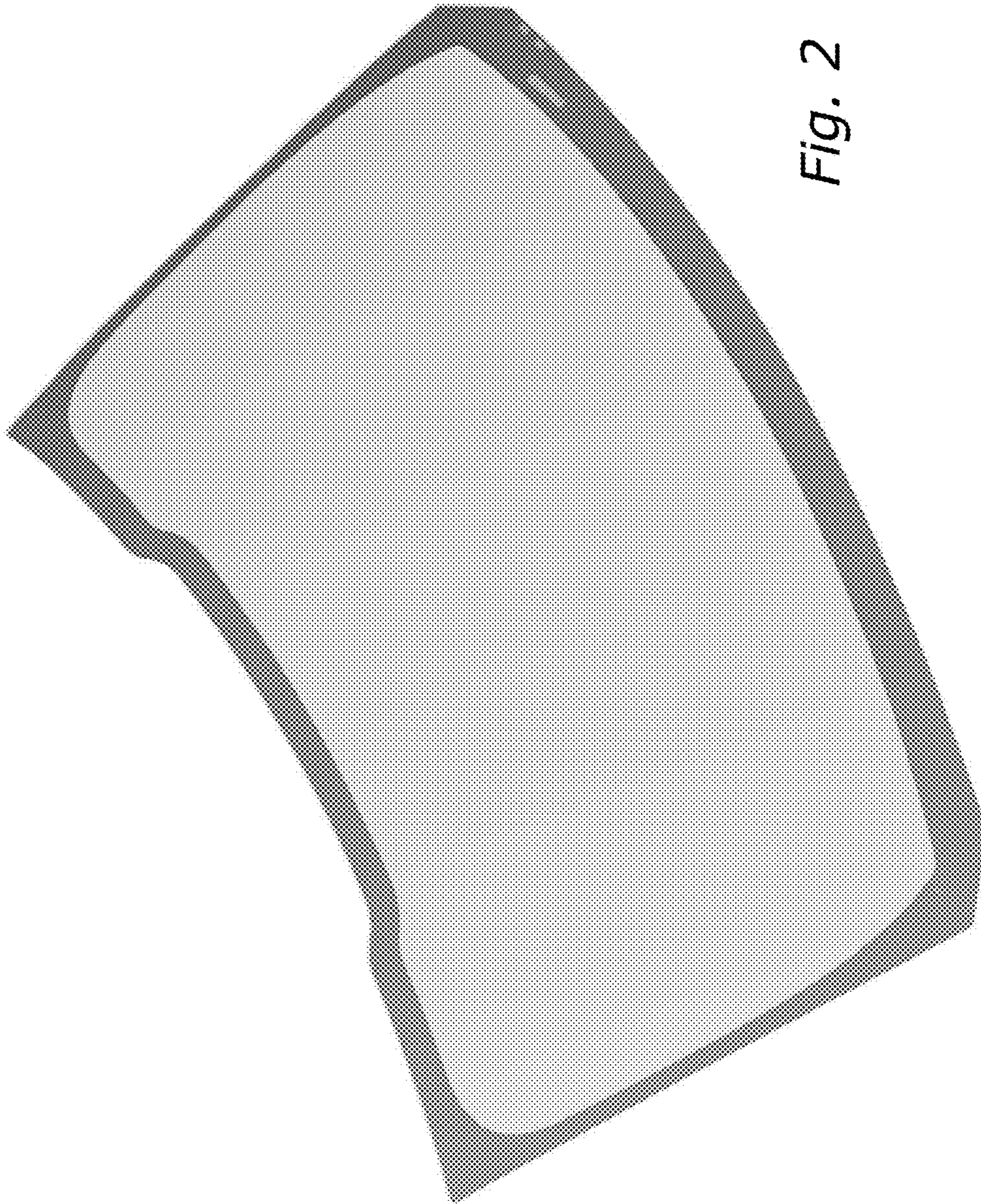


Fig. 2

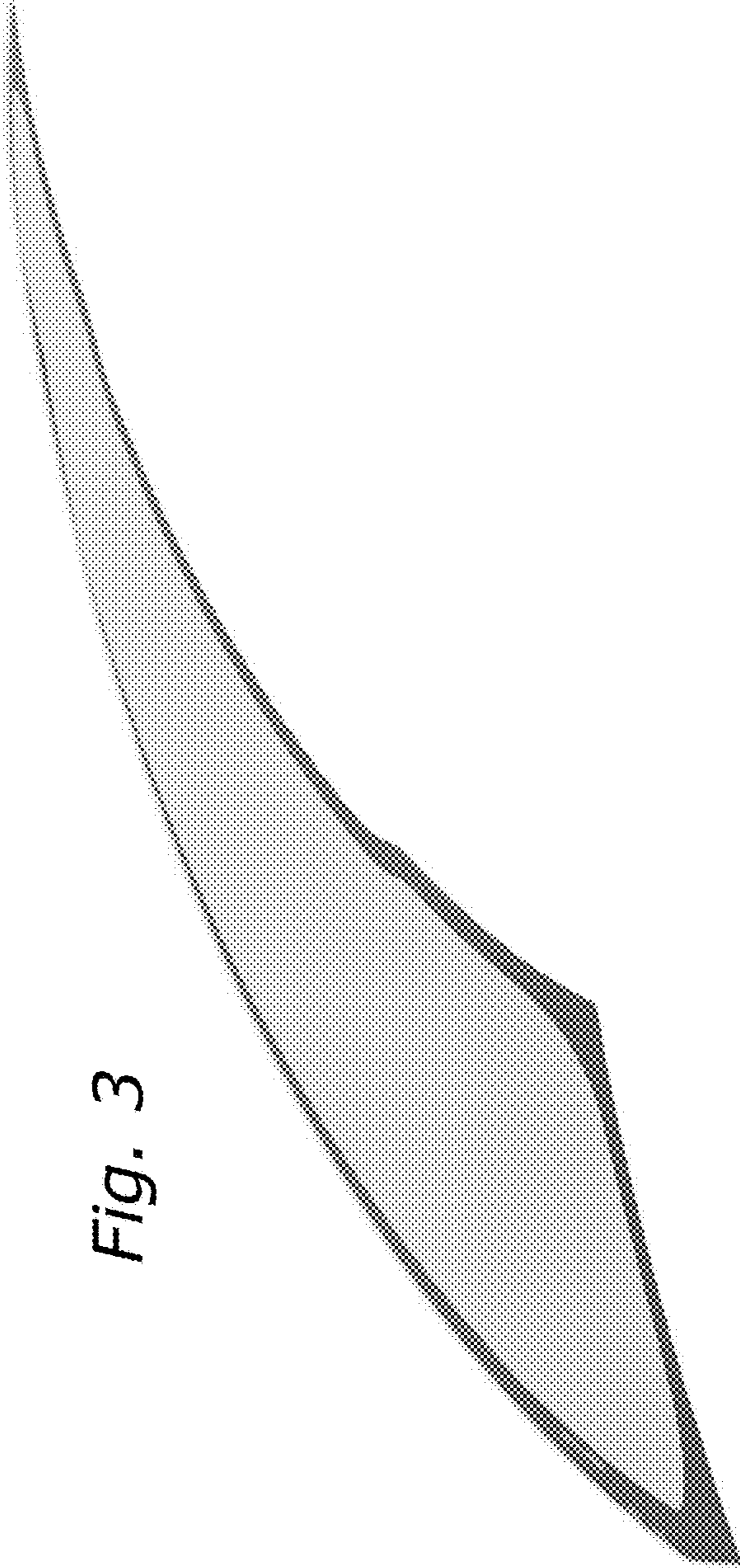


Fig. 3




Fig. 4




Fig. 5




Fig. 6




Fig. 7

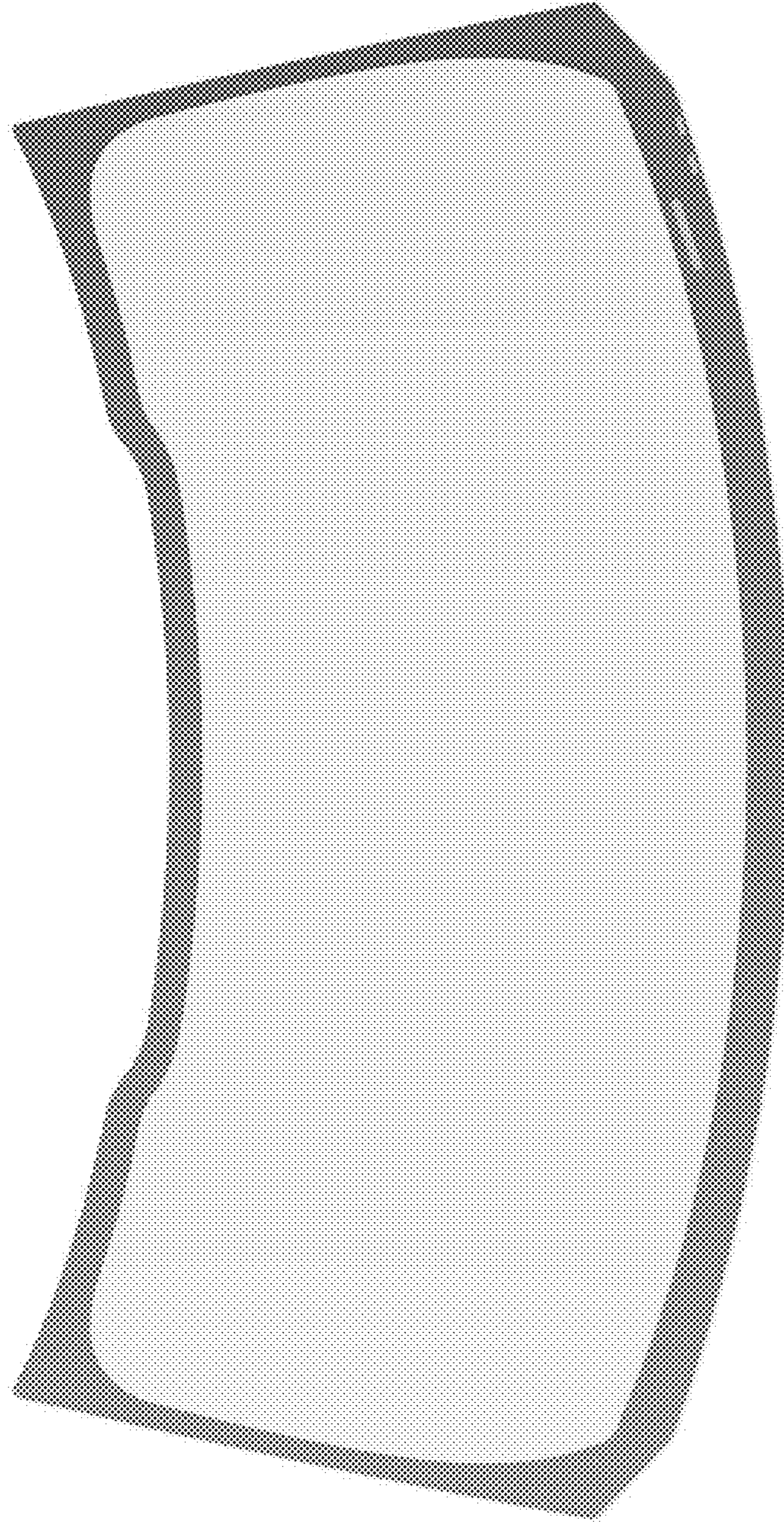


Fig. 8

Fig. 9

