



US00D805968S

(12) **United States Design Patent** (10) **Patent No.:** **US D805,968 S**
Piscitelli et al. (45) **Date of Patent:** **** Dec. 26, 2017**

(54) **VEHICLE UPPER GRILLE**

(56) **References Cited**

(71) Applicants: **Chris Piscitelli**, West Bloomfield, MI (US); **Vincent J. Galante**, Lake Orion, MI (US); **Brian H. Nielander**, Royal Oak, MI (US)

U.S. PATENT DOCUMENTS

D575,687 S *	8/2008	Hatake	D12/163
D575,689 S *	8/2008	Chang	D12/163
D680,921 S *	4/2013	Jara	D12/163
D692,804 S *	11/2013	Song	D12/163
D708,991 S *	7/2014	Matsuno	D12/163
D720,263 S *	12/2014	Pevovar	D12/163
D727,804 S *	4/2015	Nurnberger	D12/163
D730,785 S *	6/2015	Hammoud	D12/163
D742,796 S *	11/2015	Loeb	D12/163
D754,571 S *	4/2016	Boniface	D12/163

(72) Inventors: **Chris Piscitelli**, West Bloomfield, MI (US); **Vincent J. Galante**, Lake Orion, MI (US); **Brian H. Nielander**, Royal Oak, MI (US)

(73) Assignee: **FCA US LLC**, Auburn Hills, MI (US)

* cited by examiner

(**) Term: **15 Years**

Primary Examiner — Melody N. Brown

(21) Appl. No.: **29/594,740**

(74) *Attorney, Agent, or Firm* — Ralph E. Smith

(22) Filed: **Feb. 22, 2017**

(57) **CLAIM**

The ornamental design for a vehicle upper grille, as shown and described.

Related U.S. Application Data

DESCRIPTION

(63) Continuation-in-part of application No. 29/568,731, filed on Jun. 21, 2016.

FIG. 1 is a front perspective view of a vehicle upper grille showing our new design;

(51) **LOC (10) Cl.** **12-16**

FIG. 2 is a front view thereof;

(52) **U.S. Cl.**

FIG. 3 is a rear view thereof;

USPC **D12/163**

FIG. 4 is a top view thereof;

(58) **Field of Classification Search**

USPC D12/163, 196, 86, 90-92, 171, 169, 216,

FIG. 5 is a bottom view thereof;

D12/98; 180/68.1, 68.6; 293/193.11

FIG. 6 is a right side view thereof; and,

CPC B62D 25/08; B62B 9/16; B60K 11/08;

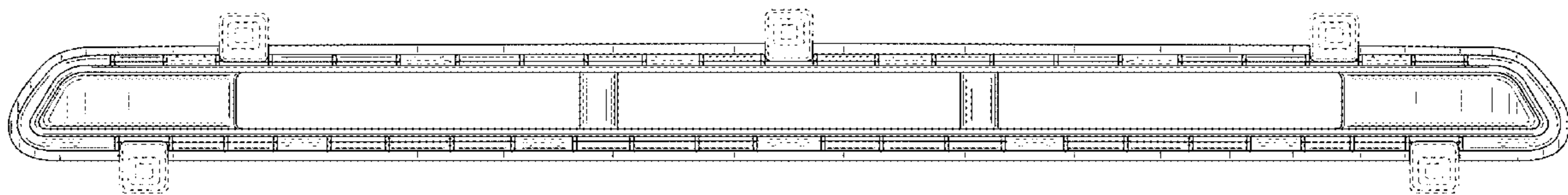
FIG. 7 is a left side view.

B60R 19/52

It will be understood that the broken lines shown in the drawings illustrate portions of the vehicle upper grille that form no part of claimed design.

See application file for complete search history.

1 Claim, 4 Drawing Sheets



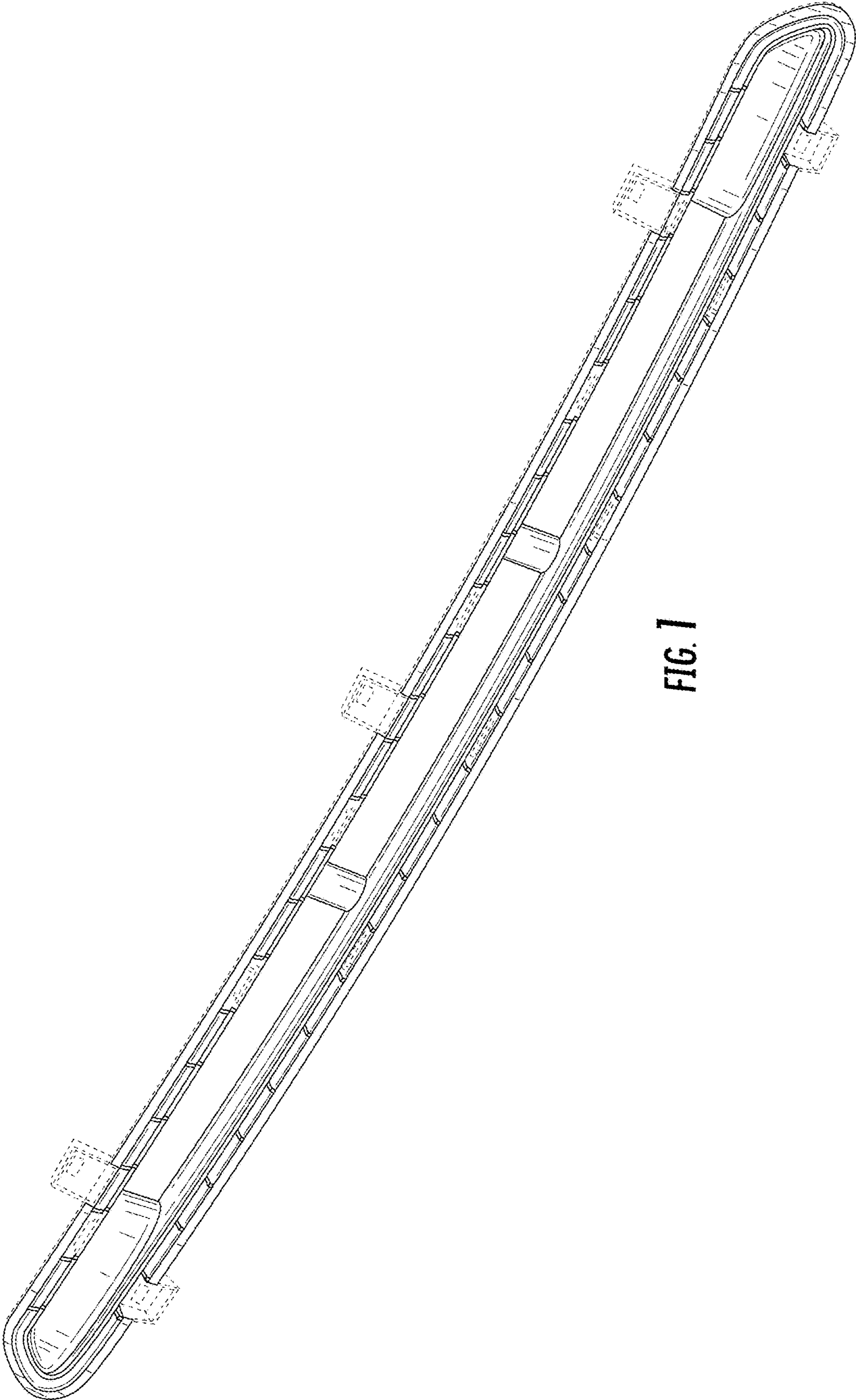


FIG. 1

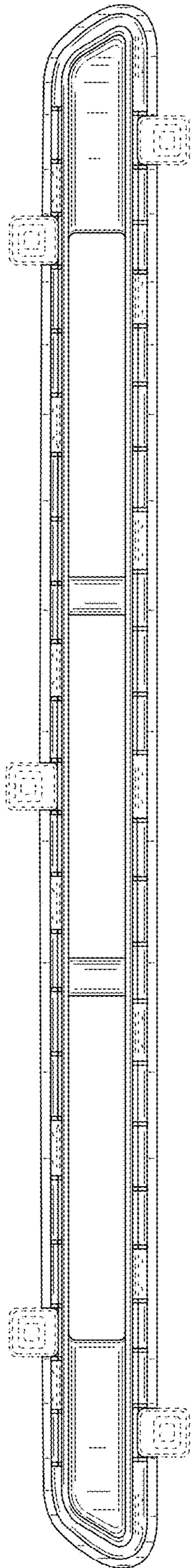


FIG. 2

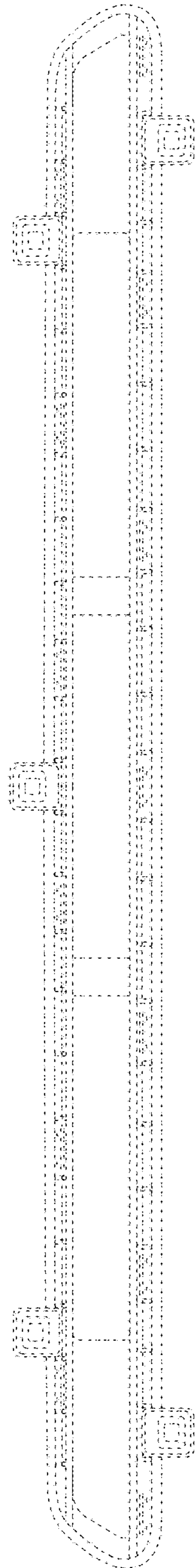


FIG. 3




FIG. 4

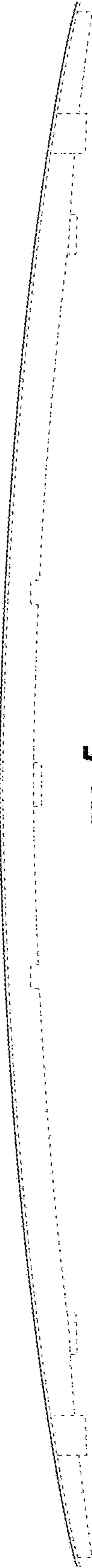


FIG. 5

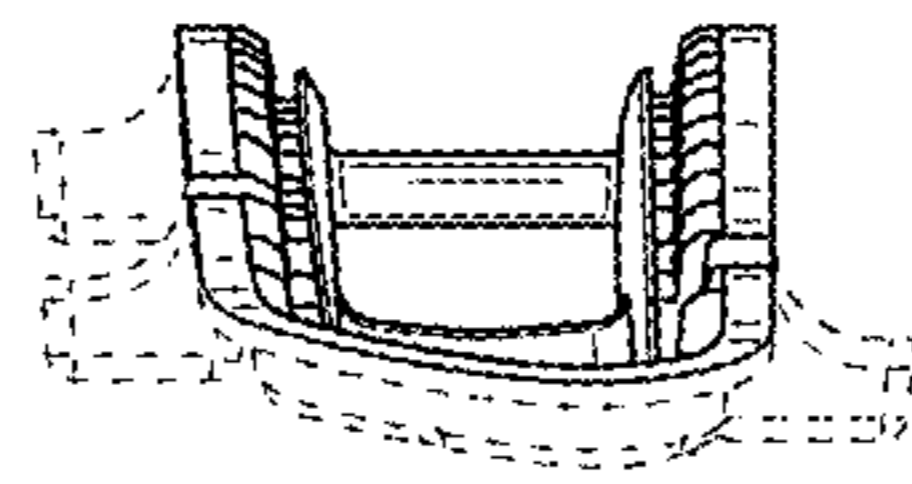


FIG. 7

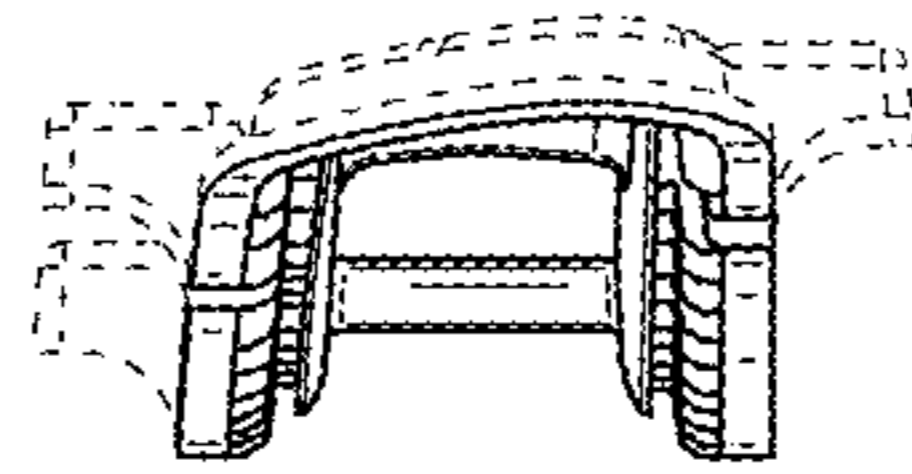


FIG. 6