

US00D805962S

(12) **United States Design Patent** (10) **Patent No.:** **US D805,962 S**
Jelec (45) **Date of Patent:** **** Dec. 26, 2017**

(54) **VEHICLE**

- (71) Applicant: **Jaguar Land Rover Limited**, Coventry (GB)
- (72) Inventor: **Tadeusz Jelec**, Coventry (GB)
- (73) Assignee: **Jaguar Land Rover Limited** (GB)
- (**) Term: **15 Years**
- (21) Appl. No.: **29/567,731**
- (22) Filed: **Jun. 11, 2016**

Related U.S. Application Data

- (60) Division of application No. 29/509,471, filed on Nov. 18, 2014, now Pat. No. Des. 776,573, which is a continuation-in-part of application No. 29/490,232, filed on May 7, 2014, now Pat. No. Des. 744,903.

Foreign Application Priority Data

- Nov. 8, 2013 (EM) 002341230
- (51) **LOC (10) Cl.** **12-08**
- (52) **U.S. Cl.**
USPC **D12/92**
- (58) **Field of Classification Search**
USPC D12/86, 90-92, 88; D21/421, 433, 434;
296/181.1, 181.5
CPC B62D 35/00; B62D 25/00; B62D 25/06;
B62D 33/00
See application file for complete search history.

(56) **References Cited**

U.S. PATENT DOCUMENTS

D671,036 S *	11/2012	Inatomi	D12/92
D671,457 S *	11/2012	Goto	D12/92
D684,095 S *	6/2013	Beaven	D12/92
D687,349 S *	8/2013	Krigger	D12/92
D687,740 S *	8/2013	Yamanaka	D12/92
D692,348 S *	10/2013	Whelan	D12/92
D717,698 S *	11/2014	Beaven	D12/92
D726,074 S *	4/2015	Beaven	D12/92
D740,177 S *	10/2015	Callum	D12/92
D741,226 S *	10/2015	Callum	D12/92
D744,903 S *	12/2015	Jelec	D12/92
D758,251 S *	6/2016	Jelec	D12/92
D773,959 S *	12/2016	Jelec	D12/92
D776,573 S *	1/2017	Jelec	D12/88

* cited by examiner

Primary Examiner — Melody N Brown

(74) *Attorney, Agent, or Firm* — Fishman Stewart PLLC


(57) **CLAIM**

The ornamental design for a vehicle, as shown and described.

DESCRIPTION

FIG. 1 is a front perspective view of a vehicle showing my new design;
 FIG. 2 is a rear perspective view thereof;
 FIG. 3 is a left side view thereof;
 FIG. 4 is a right side view thereof;
 FIG. 5 is a front view thereof;
 FIG. 6 is a rear view thereof; and,
 FIG. 7 is a top view thereof.
 Portions of FIGS. 1-7 shown in broken lines are for illustrative purposes only and form no part of the claimed design.

1 Claim, 5 Drawing Sheets



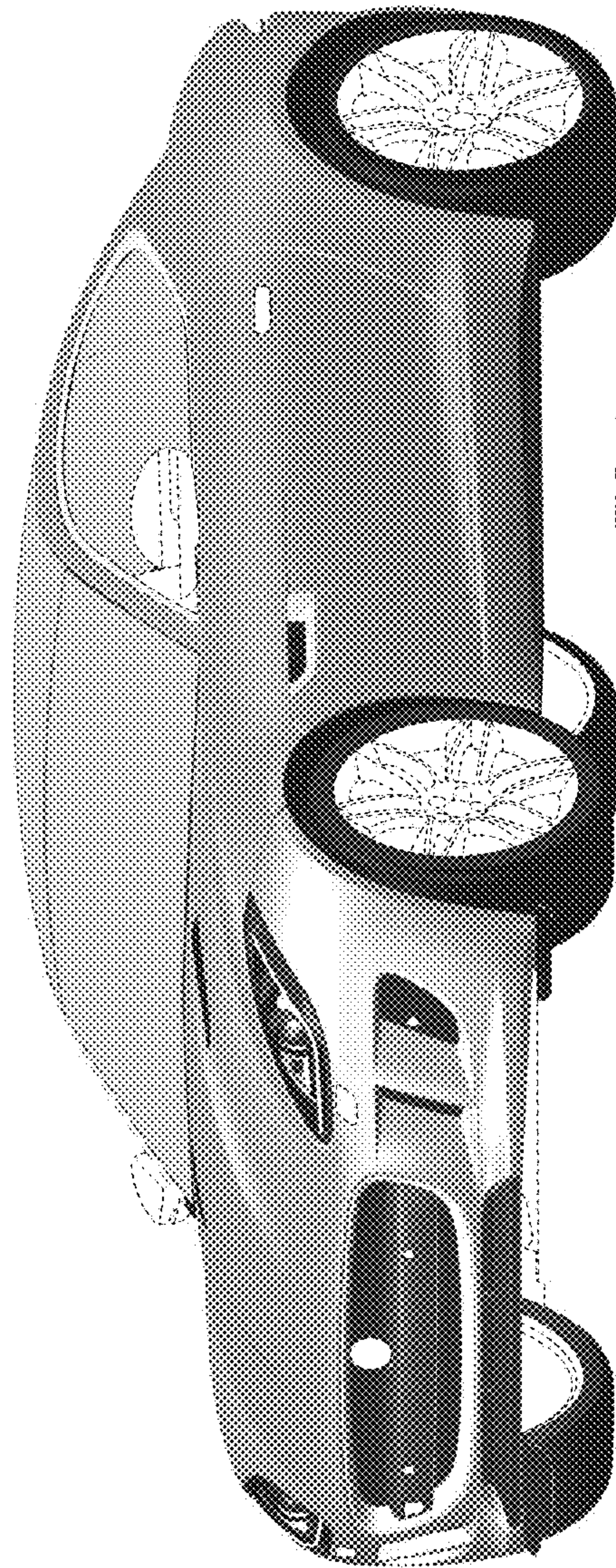


FIG. 1

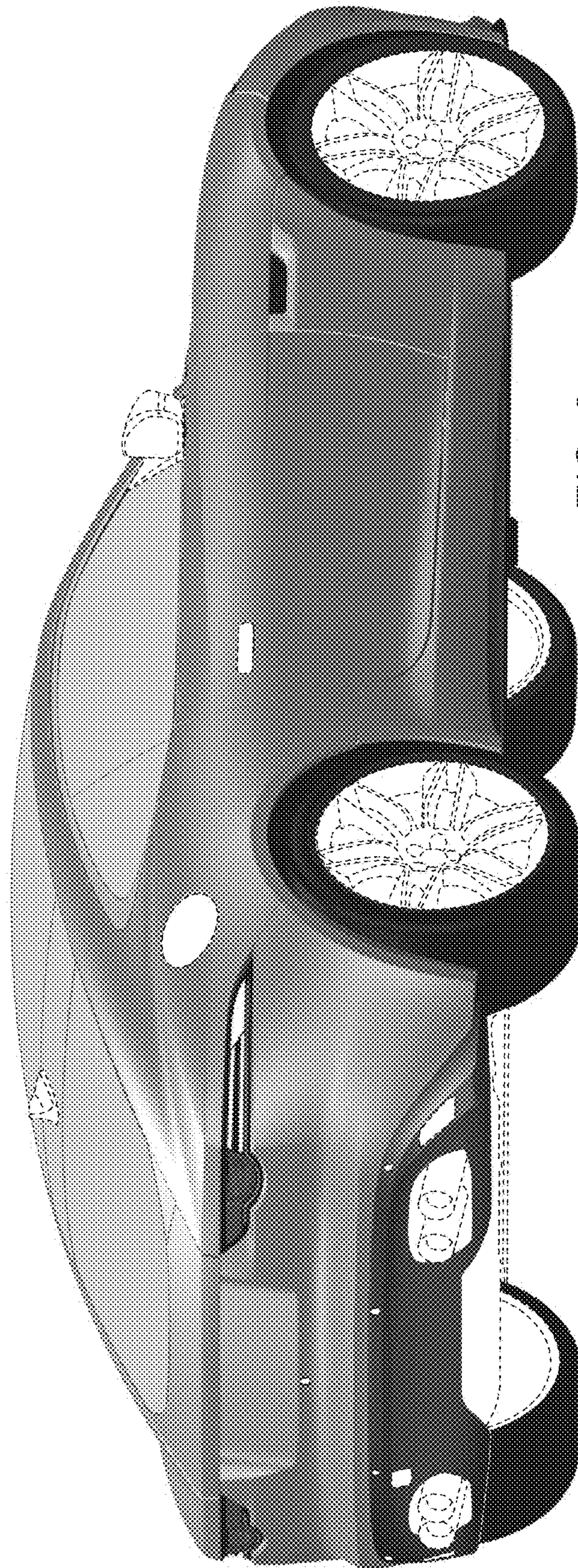


FIG. 2

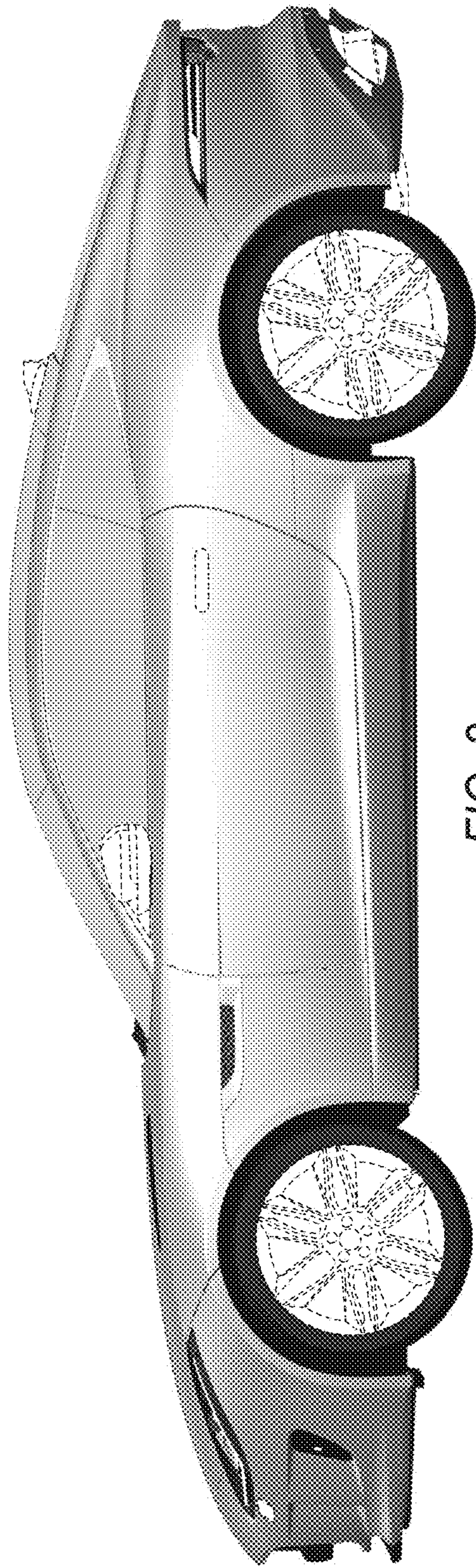


FIG. 3

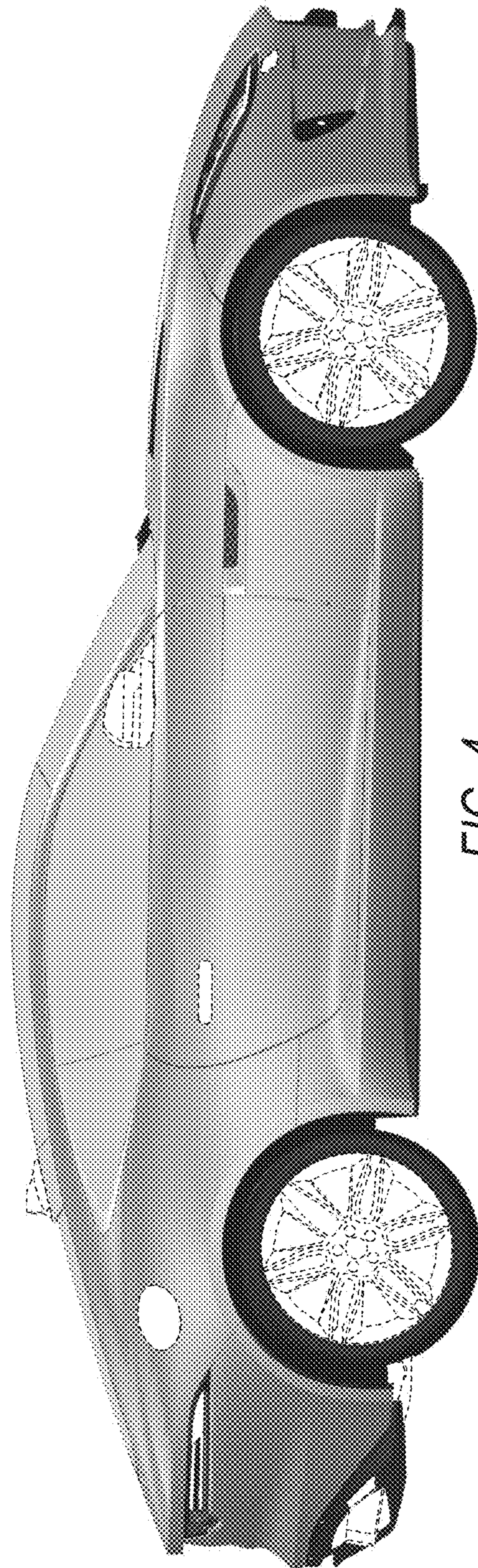


FIG. 4



FIG. 5

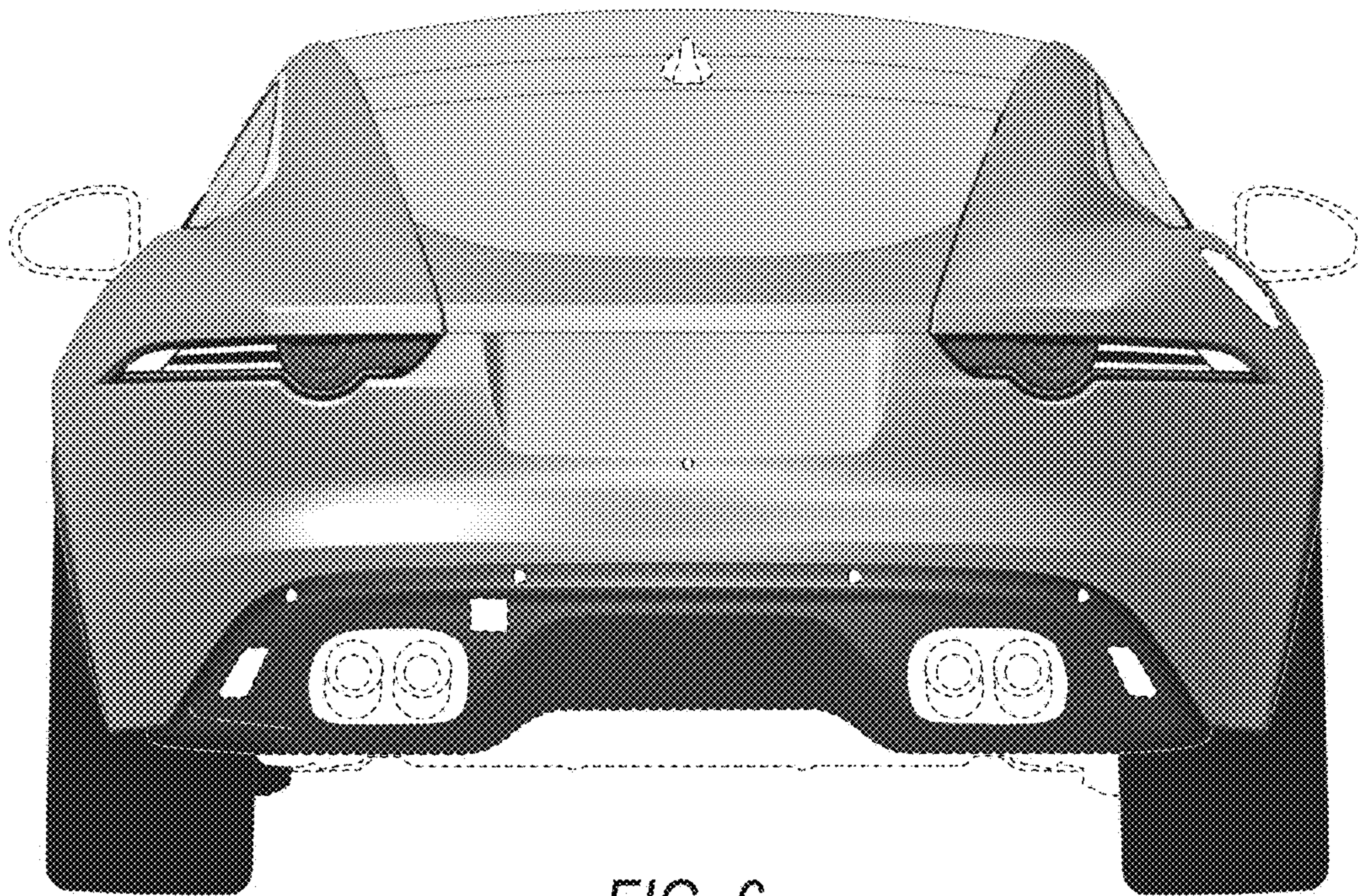


FIG. 6

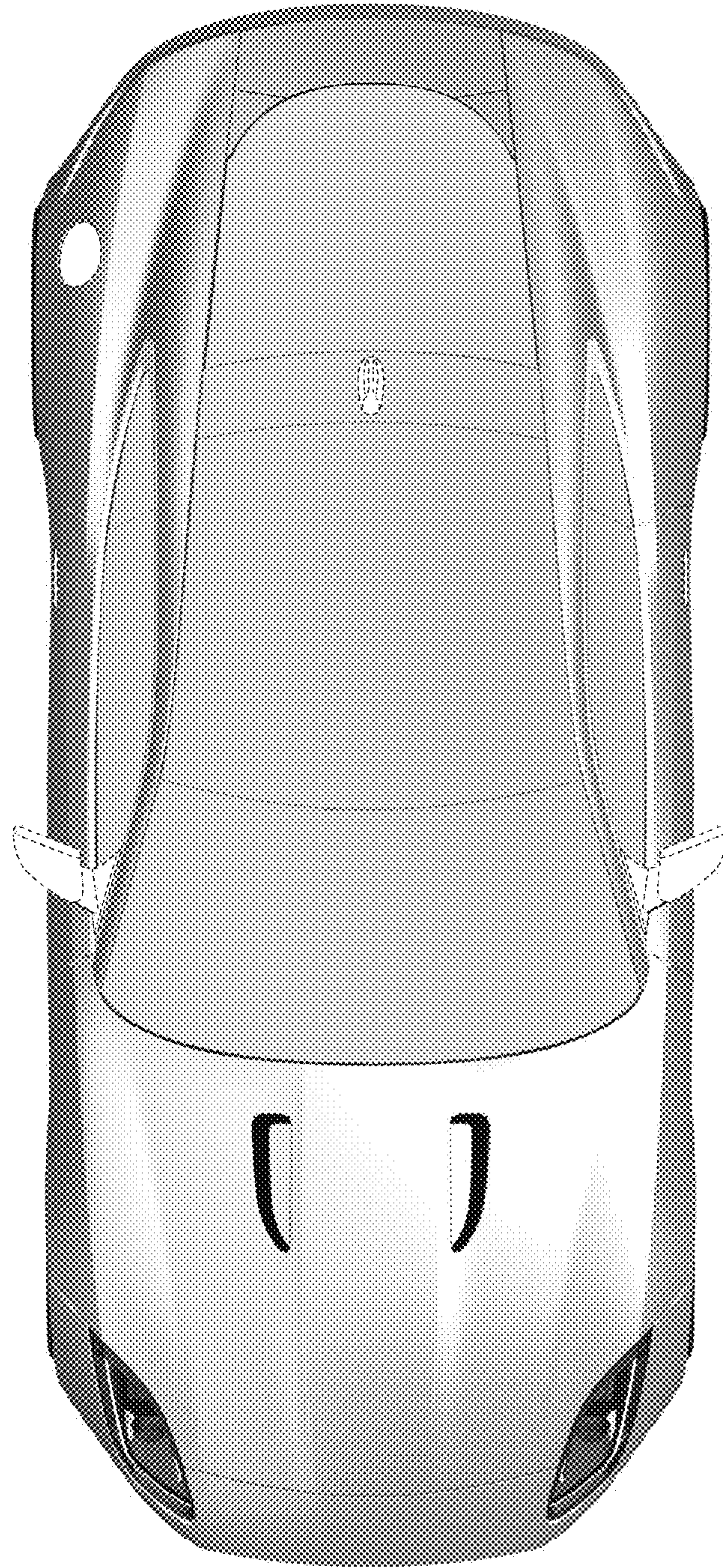


FIG. 7