



US00D805948S

(12) **United States Design Patent** (10) **Patent No.:** **US D805,948 S**
Jakubowski (45) **Date of Patent:** **** Dec. 26, 2017**

(54) **PENDANT WITH GEMSTONES**
 (71) Applicant: **VILMAS GmbH**, Pforzheim (DE)
 (72) Inventor: **Antonio Jakubowski**, Pforzheim (DE)
 (73) Assignee: **Vilmas GmbH**, Pforzheim (DE)
 (**) Term: **15 Years**

D250,939 S * 1/1979 Barr D11/121
 D254,054 S * 1/1980 Barr D11/6
 D401,182 S * 11/1998 Bulgari D11/41
 D426,788 S * 6/2000 Wieck D11/7
 D517,444 S * 3/2006 Graff D11/79
 D538,029 S * 3/2007 Knoepke D11/121
 D696,604 S * 12/2013 Kornerup D11/1
 2016/0198817 A1 * 7/2016 Berka A44C 13/00
 63/40

(21) Appl. No.: **29/586,277**
 (22) Filed: **Dec. 1, 2016**

Related U.S. Application Data

(63) Continuation of application No. 35/500,082, filed on Jul. 24, 2015 (U.S. filing date under 35 U.S.C. 384), and having an international filing date of Jul. 24, 2015, now abandoned.

(51) **LOC (10) Cl.** **11-01**
 (52) **U.S. Cl.**
 USPC **D11/79**

(58) **Field of Classification Search**
 USPC D11/1, 2, 7-86, 91, 92, 103, 133
 CPC .. A44C 5/00; A44C 1/00; A44C 7/002; A44C 11/00; A44C 11/007; A44C 23/00; A44C 25/00; A44C 25/001; A44C 25/007; A44C 17/02; A44C 17/0241; A44C 17/0266; A44C 17/0175

See application file for complete search history.

(56) **References Cited**

U.S. PATENT DOCUMENTS

D152,681 S * 2/1949 Duvalet D11/43
 D173,356 S * 11/1954 Katz D11/43

OTHER PUBLICATIONS

[Online] <https://i.pinimg.com/236x/91/a3/d8/91a3d80430b4d3f6f30b711604a49cf5--pendant-necklace.jpg>
 Retrieved Aug. 30, 2017.*
 [Online] "Hot off the Bench: Diamond & White Gold Teardrop Necklace." Posted online Oct. 29, 2013. Retrieved Aug. 30, 2017.*

* cited by examiner

Primary Examiner — Melanie Pellegrini
 (74) *Attorney, Agent, or Firm* — Hackler Daghighian Martino & Novak


(57) **CLAIM**

The ornamental design for a pendant with gemstones, as shown and described.

DESCRIPTION

FIG. 1 is a side perspective view of a pendant with gemstones embodying my new design;
 FIG. 2 is a side and front perspective view thereof;
 FIG. 3 is a top view thereof; and,
 FIG. 4 is a bottom view thereof.

1 Claim, 4 Drawing Sheets






FIG. 1




FIG. 2




FIG. 3




FIG. 4