



US00D805947S

(12) **United States Design Patent** (10) **Patent No.:** **US D805,947 S**
Schwanger (45) **Date of Patent:** **** Dec. 26, 2017**

(54) **PENDANT**
(71) Applicant: **Van Cleef & Arpels SA,**
Villars-sur-Glane (CH)
(72) Inventor: **Kia Schwanger,** Brooklyn, NY (US)
(73) Assignee: **Van Cleef & Arpels SA,**
Villars-sur-Glane (CH)
(**) Term: **15 Years**

D176,266 S * 12/1955 Katz D11/34
D176,267 S * 12/1955 Katz D11/34
D199,363 S * 10/1964 Katz D11/34
D406,246 S * 3/1999 Bulgari D11/26
D544,389 S * 6/2007 Ooten D11/40
D560,136 S * 1/2008 Grassi Damiani D11/34
D622,173 S * 8/2010 Blad D11/40
D643,327 S * 8/2011 Kothari D11/40
D666,521 S * 9/2012 Yakubovich D11/40
D680,022 S * 4/2013 Parvex D11/34
D780,023 S * 2/2017 Yatsugi-Kang D11/34

(21) Appl. No.: **29/568,639**
(22) Filed: **Jun. 20, 2016**

(30) **Foreign Application Priority Data**

Dec. 21, 2015 (WO) DM088759

(51) **LOC (10) Cl.** **11-01**
(52) **U.S. Cl.**
USPC **D11/79**

(58) **Field of Classification Search**

USPC ... D11/1, 2, 7, 8, 26-39, 40, 41, 42, 43, 44,
D11/56, 79-86, 91, 92
CPC .. A44C 5/00; A44C 1/00; A44C 7/002; A44C
11/00; A44C 11/007; A44C 23/00; A44C
25/00; A44C 25/001; A44C 25/007; A44C
17/02; A44C 17/0241; A44C 17/0266;
A44C 17/0175; A44C 9/00; A44C
9/0007; A44C 9/0015; A44C 9/0023;
A44C 9/003; A44C 9/0038; A44C
9/0046; A44C 9/0053; A44C 9/0061;
A44C 9/0069; A44C 9/0076; A44C
9/0084; A44C 9/02; A44C 15/001

See application file for complete search history.

(56) **References Cited**

U.S. PATENT DOCUMENTS

D14,704 S * 2/1884 Chatellier D11/76
D67,450 S * 6/1925 Faigin D11/47

OTHER PUBLICATIONS

[Online] <https://www.2luxury2.com/wp-content/uploads/Van-Cleef-Arpels-Bouton-dor-pendant.jpg?d95717>. Retrieved Mar. 17, 2017.*

* cited by examiner

Primary Examiner — Melanie Pellegrini
(74) *Attorney, Agent, or Firm* — Taft Stettinius & Hollister LLP

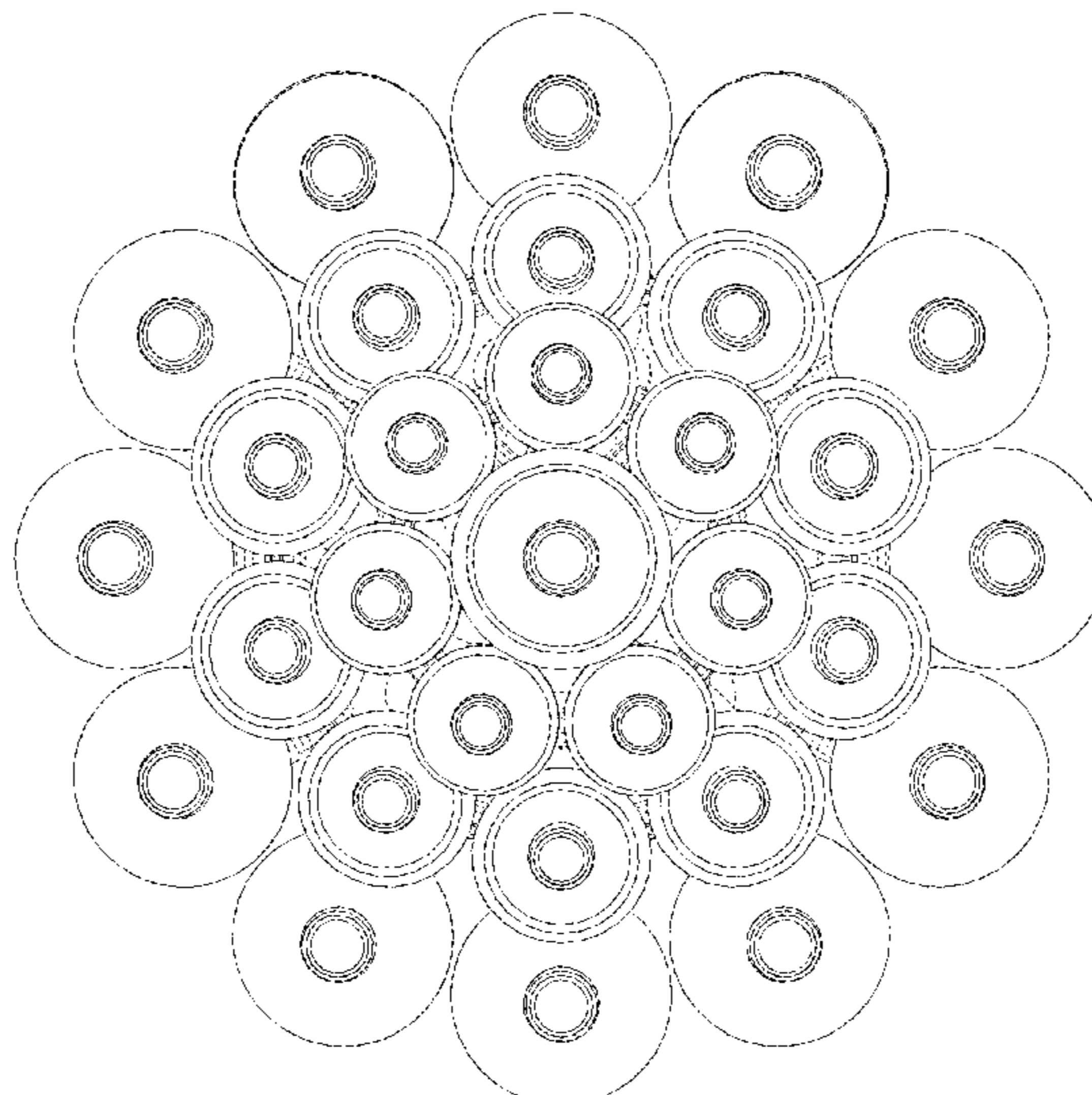
(57) **CLAIM**

The ornamental design for a pendant, as shown and described.

DESCRIPTION

FIG. 1 is a front elevational view of a pendant showing my new design;
FIG. 2 is a rear elevational view thereof;
FIG. 3 is a top plan view thereof;
FIG. 4 is a bottom plan view thereof;
FIG. 5 is a right side elevational view thereof;
FIG. 6 is a left side elevational view thereof; and,
FIG. 7 is a front, right perspective view thereof.
The broken lines in the drawing figures depict unclaimed subject matter that form no part of the claimed design.

1 Claim, 7 Drawing Sheets



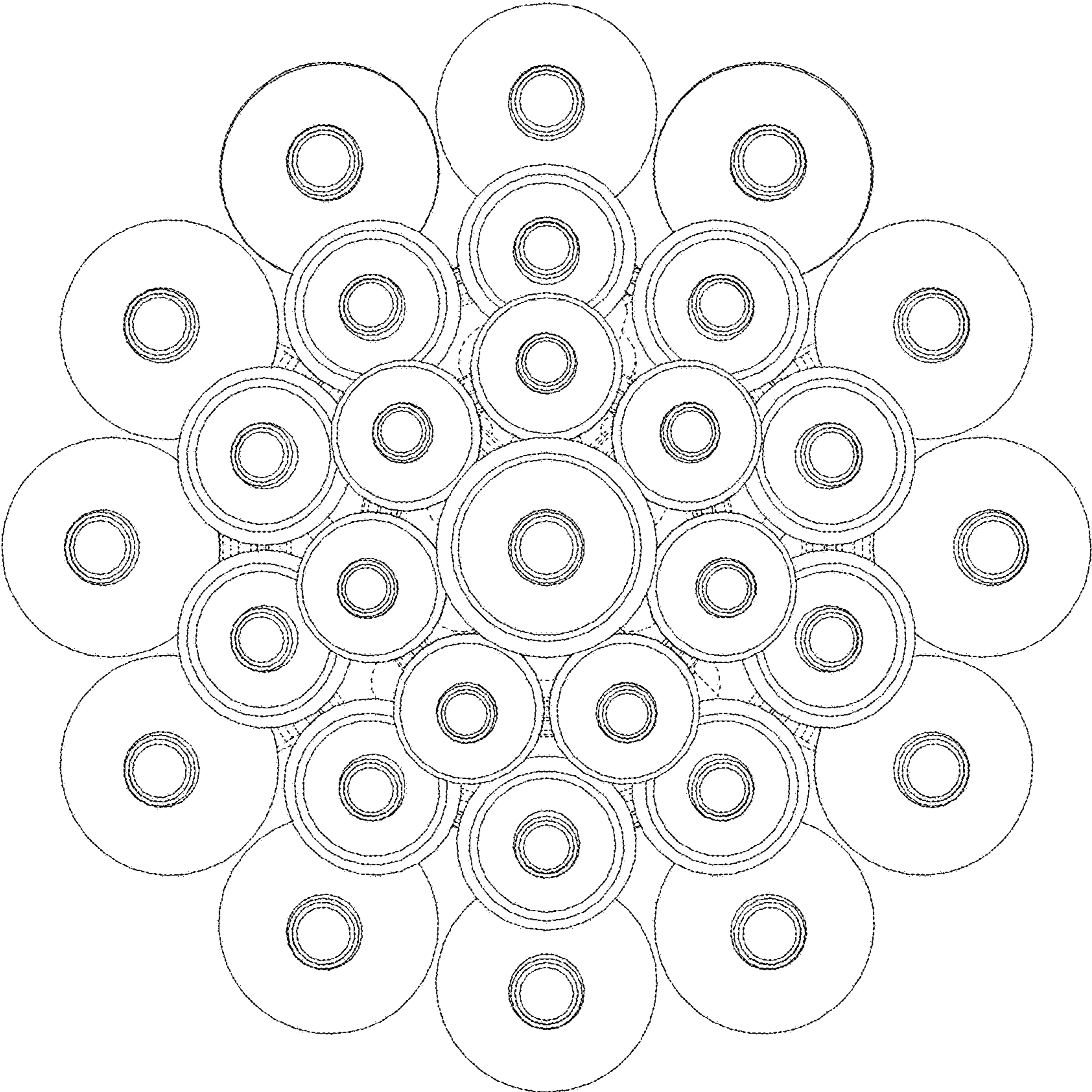


Fig. 1




Fig. 2

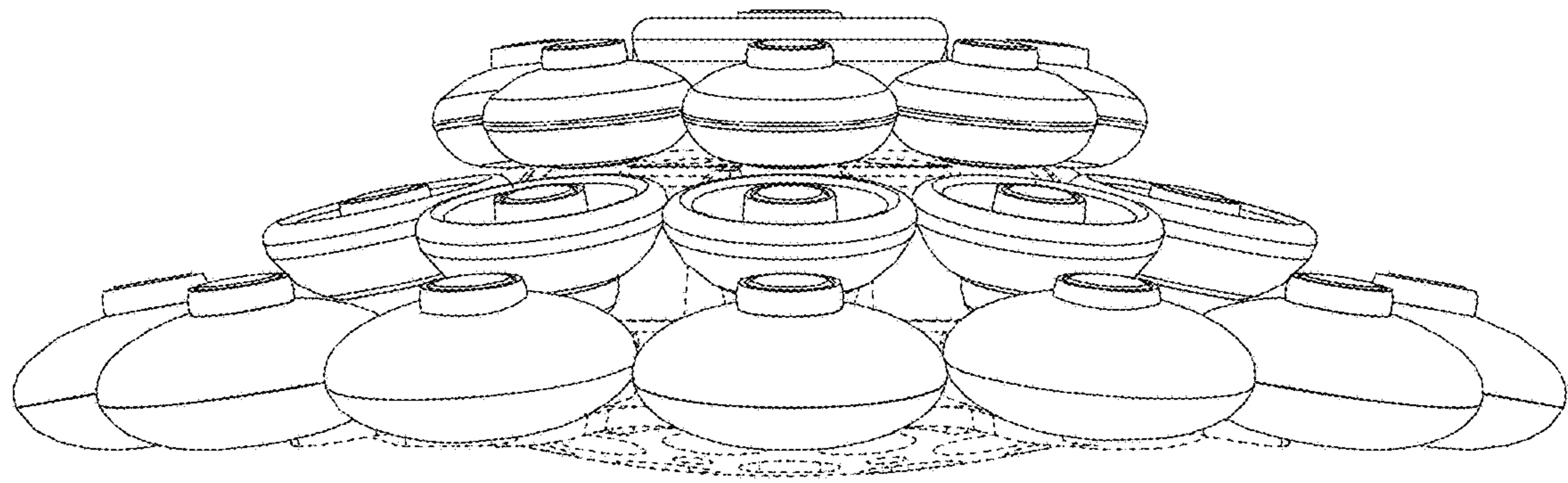


Fig. 3

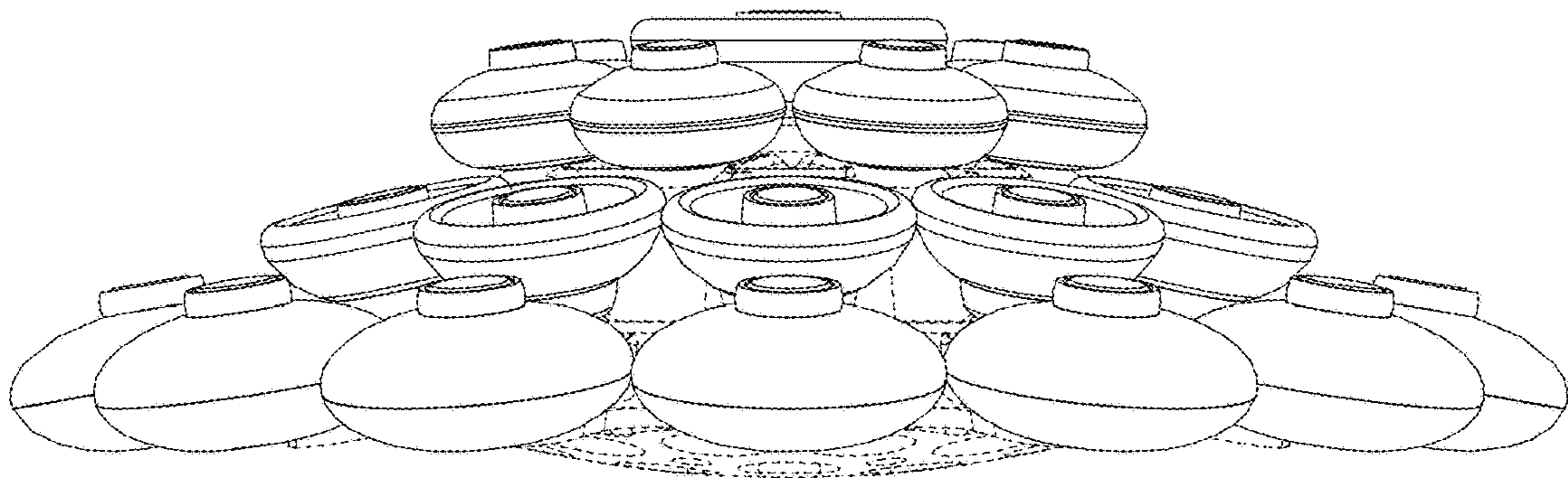


Fig. 4

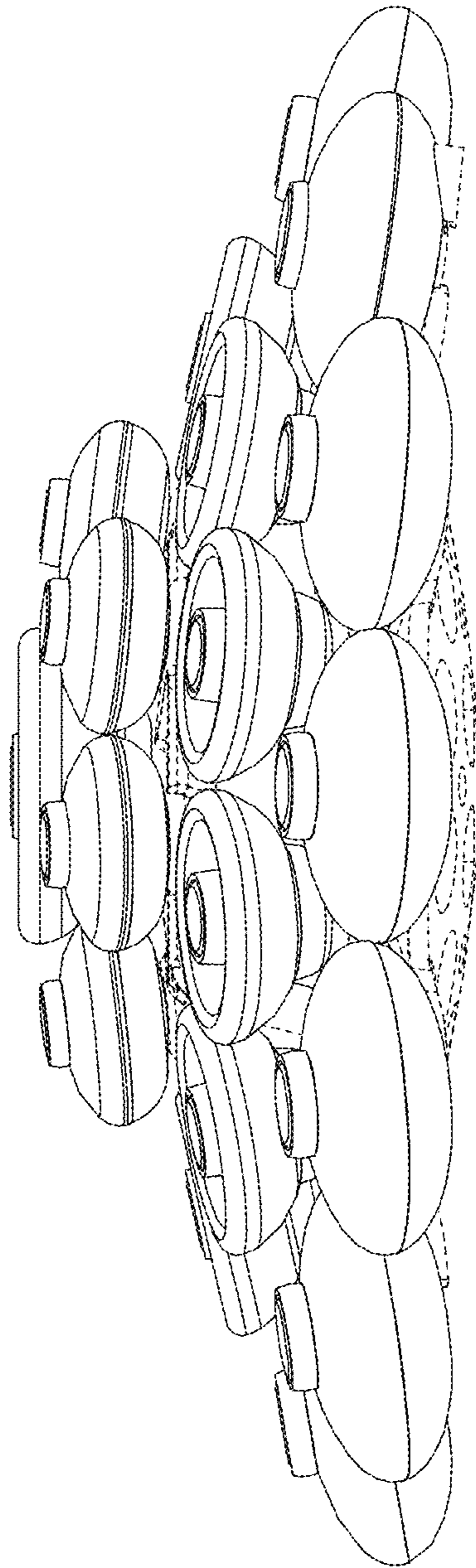


Fig. 5

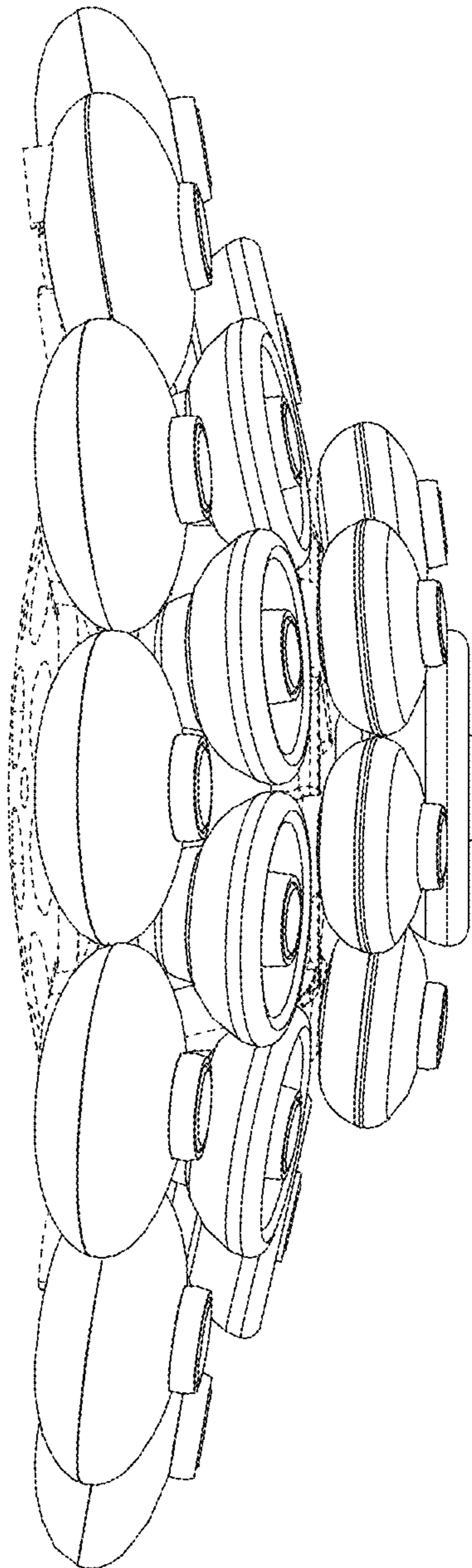


Fig. 6




Fig. 7