



US00D805933S

(12) **United States Design Patent**
Hall et al.

(10) **Patent No.:** **US D805,933 S**

(45) **Date of Patent:** **** Dec. 26, 2017**

- (54) **FLOW CYTOMETER CHASSIS**
- (71) Applicants: **Michael Hall**, La Madrona, CA (US);
James Nguyen, San Jose, CA (US)
- (72) Inventors: **Michael Hall**, La Madrona, CA (US);
James Nguyen, San Jose, CA (US)
- (**) Term: **15 Years**
- (21) Appl. No.: **29/582,102**
- (22) Filed: **Oct. 25, 2016**
- (51) **LOC (10) Cl.** **10-04**
- (52) **U.S. Cl.**
USPC **D10/81**; D10/96; D24/216; D24/232
- (58) **Field of Classification Search**
USPC D10/81, 96; D24/185, 186, 216, 219,
D24/220, 231, 232, 233, 234
CPC ... A61K 9/0019; A61K 31/7032; A61M 1/14;
B01L 3/502715; B01L 3/5027; B01L
3/50273; B01L 3/502738; B01L
3/502746; B01L 3/502753; B01L
3/502776; B01L 3/502761; B01L
2300/0654; B01L 2300/0816; B01L
2400/0406; Y10T 436/2575; C12Q
1/6883; C12Q 1/485; G01N 33/56966;
G01N 33/57407; G01N 33/491; G01N
2800/52; G01N 2800/56; G01N 2800/60;
G01N 15/1404; G01N 15/1463; G01N
15/1484; G01N 21/453; G01N 21/6454;
G01N 2015/142; G01N 2015/149; G01N
2015/1413; G01N 2015/1006; G01N
2201/062; G01N 2201/0221; G01N
2015/1488; G06F 3/04842; Y10S 715/97
See application file for complete search history.

- D399,152 S * 10/1998 Manos D10/75
- D599,234 S * 9/2009 Ito D10/81
- D646,189 S * 10/2011 Dinter D10/81
- D687,561 S * 8/2013 Iseki D24/216
- D711,264 S * 8/2014 Antoniczak D10/81
- D711,265 S * 8/2014 Antoniczak D10/81
- D724,456 S * 3/2015 Antoniczak D10/81
- D729,083 S * 5/2015 Kobayashi D10/81
- D738,243 S * 9/2015 Selberg D10/81
- D745,185 S * 12/2015 Kimura D10/81
- D745,423 S * 12/2015 Khattak D10/81
- D764,956 S * 8/2016 Selberg D10/81
- D773,071 S * 11/2016 Hakoda D10/81
- D789,815 S * 6/2017 Khattak D10/81

* cited by examiner

Primary Examiner — Antoine Duval Davis

(57) **CLAIM**

The ornamental design for a flow cytometer chassis, as shown.

DESCRIPTION

The patent or application file contains at least one drawing executed in color. Copies of this patent or patent application publication with color drawing(s) will be provided by the Office upon request and payment of the necessary fee.

FIG. 1 is an isometric view of the chassis showing our new design;

FIG. 2 is a front view thereof;

FIG. 3 is a left side view thereof;

FIG. 4 is a right side view thereof;

FIG. 5 is a rear view thereof; and,


FIG. 6 is a top view thereof.

(56) **References Cited**

U.S. PATENT DOCUMENTS

- D303,095 S * 8/1989 Nagai D10/81
- D354,354 S * 1/1995 Yamashita D10/81

1 Claim, 4 Drawing Sheets
(4 of 4 Drawing Sheet(s) Filed in Color)






FIG. 1




FIG. 2




FIG. 3




FIG. 4




FIG. 5




FIG. 6