



US00D805916S

(12) **United States Design Patent**
Grip

(10) **Patent No.:** **US D805,916 S**

(45) **Date of Patent:** **** Dec. 26, 2017**

(54) **PACKAGE**

(71) Applicant: **SATA GmbH & Co. KG,**
Kornwestheim (DE)

(72) Inventor: **Gabriel Grip,** Stuttgart (DE)

(73) Assignee: **SATA GMBH & CO. KG,**
Kornwestheim (DE)

(**) Term: **15 Years**

(21) Appl. No.: **29/596,392**

(22) Filed: **Mar. 8, 2017**

(30) **Foreign Application Priority Data**

Sep. 8, 2016 (EM) 003371616

(51) **LOC (10) Cl.** **09-01**

(52) **U.S. Cl.**
USPC **D9/679; D9/432**

(58) **Field of Classification Search**

USPC D3/270, 271.1–271.4; D7/510, 514–520,
D7/599, 604, 613, 619.2, 623, 628;
D9/600, 652, 679, 414–418, 430–434;
206/457, 459.5, 527; 215/381–384, 400
CPC B65D 5/4258; B65D 81/60; B65D 81/365;
B65D 81/366; B65D 81/368; B65D
2203/00; B65D 2203/02

See application file for complete search history.

(56) **References Cited**

U.S. PATENT DOCUMENTS

D655,613 S * 3/2012 De Baschmakoff D9/432
D655,614 S * 3/2012 De Baschmakoff D9/432

D707,552 S * 6/2014 Ahn D9/649
D710,687 S * 8/2014 Katopo D9/432
D713,734 S * 9/2014 Pereira D9/432
D756,237 S * 5/2016 Kruse D9/679
D762,123 S * 7/2016 de Baschmakoff D9/600
D790,357 S * 6/2017 Kruse D9/679

* cited by examiner

Primary Examiner — Sandra Morris

(74) *Attorney, Agent, or Firm* — Paul D. Bianco; Lourdes
Perez; Fleit Gibbons Gutman Bongini & Bianco PL

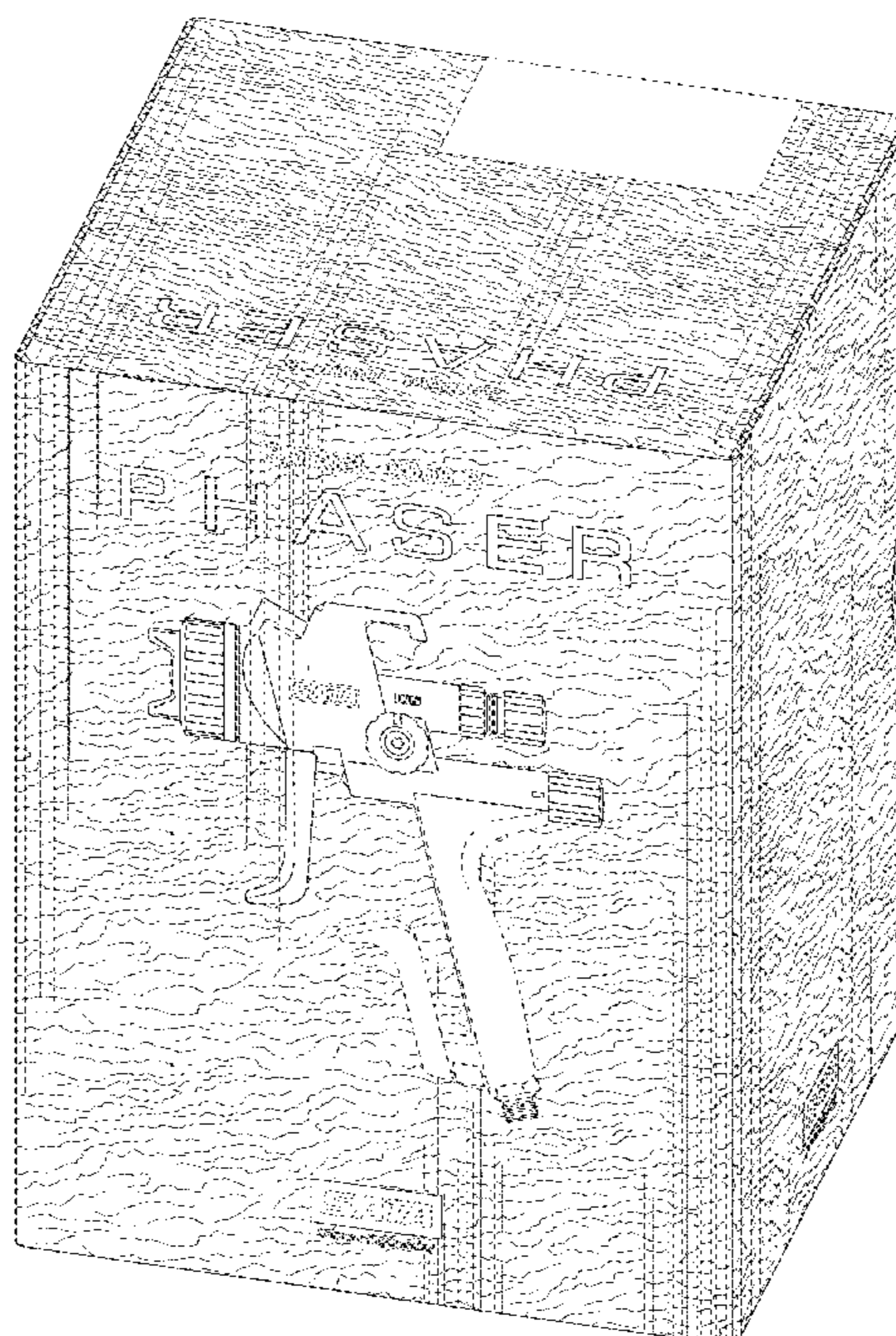
(57) **CLAIM**

The ornamental design for a package, as shown and
described.

DESCRIPTION

FIG. 1 is a front view of a package according to the present
invention;
FIG. 2 is a back view of the package of FIG. 1;
FIG. 3 is a first side view of the package of FIG. 1;
FIG. 4 is a second side view of the package of FIG. 1;
FIG. 5 is a top view of the package of FIG. 1;
FIG. 6 is a bottom view of the package of FIG. 1; and,
FIG. 7 is a perspective view of the package of FIG. 1.
The portions of the drawings shown in broken lines are
illustrated for the purpose of showing the environment of the
package and form no part of the claimed design.

1 Claim, 7 Drawing Sheets






FIG. 1



FIG. 2




FIG. 3




FIG. 4




FIG. 5




FIG. 6

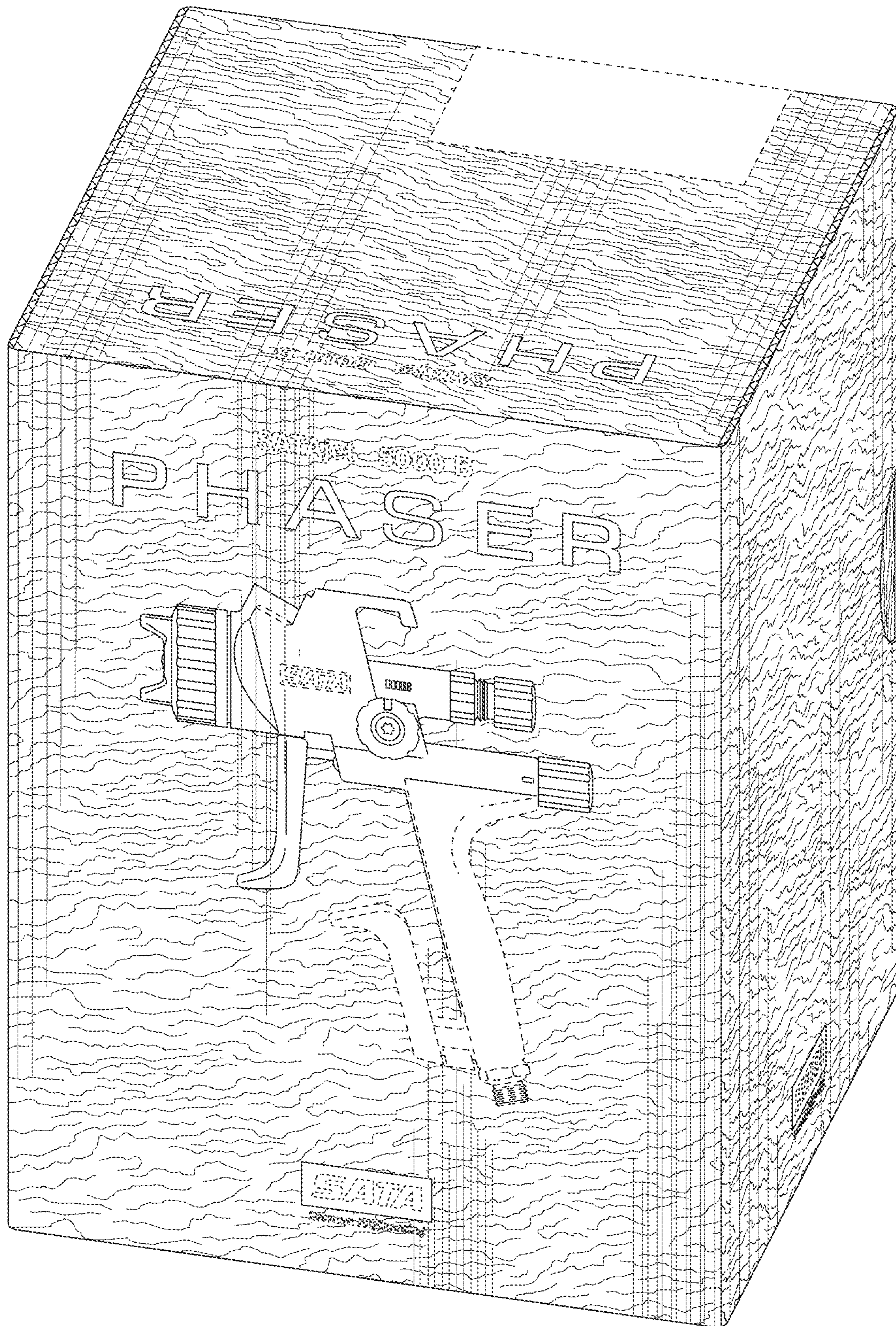


FIG. 7