



US00D805902S

(12) **United States Design Patent** (10) **Patent No.:** **US D805,902 S**
Warner et al. (45) **Date of Patent:** **** Dec. 26, 2017**

(54) **BOTTLE**
(71) Applicant: **Fairlife, LLC**, Chicago, IL (US)
(72) Inventors: **Jim F. Warner**, Chicago, IL (US);
Bryan Shova, Chicago, IL (US);
Jennifer Bae, Chicago, IL (US)
(73) Assignee: **fairlife, LLC**, Chicago, IL (US)
(**) Term: **15 Years**
(21) Appl. No.: **29/540,769**
(22) Filed: **Sep. 28, 2015**

D611,349 S * 3/2010 Shah D9/516
D613,166 S 4/2010 Bentley
D620,799 S * 8/2010 Wingfiled D9/454
D626,848 S 11/2010 Chewning et al.
D633,793 S 3/2011 Reagan et al.
D642,471 S 8/2011 White et al.
D645,351 S 9/2011 McMillan et al.
D653,951 S 2/2012 Scott
D667,306 S 9/2012 Verea
D671,005 S * 11/2012 Prathummek D9/502
D700,517 S * 3/2014 Oommen D9/500
D703,538 S * 4/2014 Paredes D9/500
D705,071 S * 5/2014 Abend D9/538
D726,539 S * 4/2015 Paredes D9/500
D744,835 S * 12/2015 Warner D9/502
D746,686 S * 1/2016 Yourist D9/502
D746,687 S * 1/2016 Yourist D9/502
D746,688 S * 1/2016 Yourist D9/502

(Continued)

Related U.S. Application Data

(62) Division of application No. 29/485,670, filed on Mar. 21, 2014, now Pat. No. Des. 744,835.
(51) **LOC (10) Cl.** **09-01**
(52) **U.S. Cl.**
USPC **D9/502**
(58) **Field of Classification Search**
USPC D9/500, 502-503, 516, 530, 537-539,
D9/549, 557-558, 715, 719; D7/532;
D24/197
CPC B65D 1/00; B65D 1/02; B65D 1/0223;
B65D 23/00; B65D 81/00; B65D 83/00;
B65D 2501/00; B65D 2501/0009
See application file for complete search history.

FOREIGN PATENT DOCUMENTS

EM 000887583-0002 * 7/2009
Primary Examiner — Dana L Meyrow
(74) *Attorney, Agent, or Firm* — Shumaker, Loop & Kendrick, LLP

(57) **CLAIM**

The ornamental design for a bottle, as shown and described.

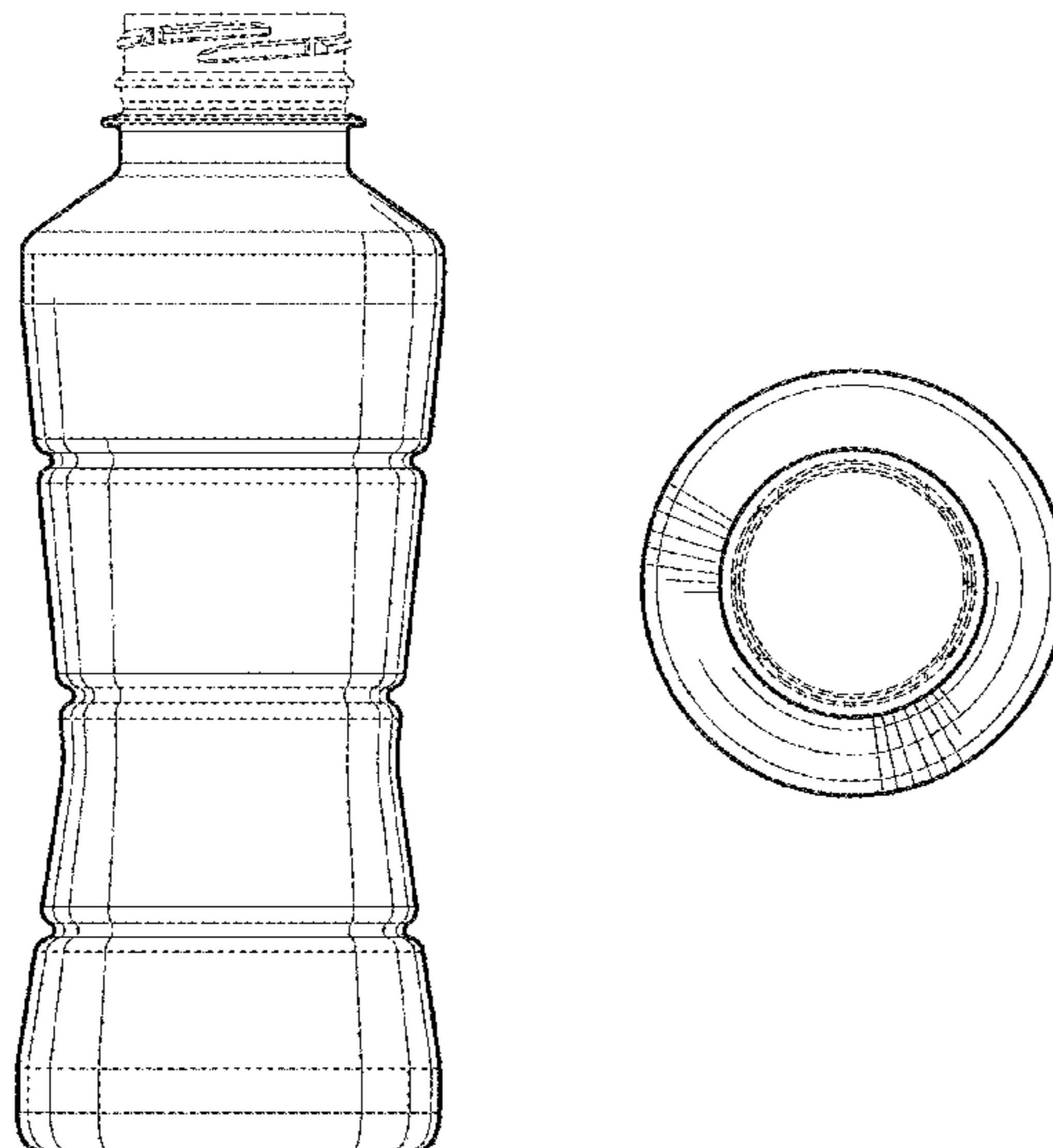
DESCRIPTION

FIG. 1 is a top perspective view of a bottle showing our new design;
FIG. 2 is a front view of the bottle of FIG. 1, wherein the back, left side and right side of the bottle are identical to the front with the exception of the unclaimed spout;
FIG. 3 is a top view of the bottle of FIG. 1; and,
FIG. 4 is a bottom view of the bottle of FIG. 1.
The broken lines in the drawings illustrate portions of the bottle that form no part of the claimed design.

1 Claim, 3 Drawing Sheets

(56) **References Cited**
U.S. PATENT DOCUMENTS

D196,389 S * 9/1963 Mason et al. D9/538
D538,658 S 3/2007 Horne et al.
D539,163 S * 3/2007 Kiernan D9/500
D545,194 S 6/2007 Goudsblom
D590,267 S 4/2009 Oommen et al.
D608,203 S 1/2010 Yourist
D609,103 S 2/2010 Marold et al.



(56)

References Cited

U.S. PATENT DOCUMENTS

9,399,533 B2 * 7/2016 Paredes B65D 1/0223
D770,289 S * 11/2016 Evans D9/538
2005/0269284 A1 * 12/2005 Pedmo B65D 1/0223
215/381
2008/0308442 A1 12/2008 Spigelman et al.

* cited by examiner

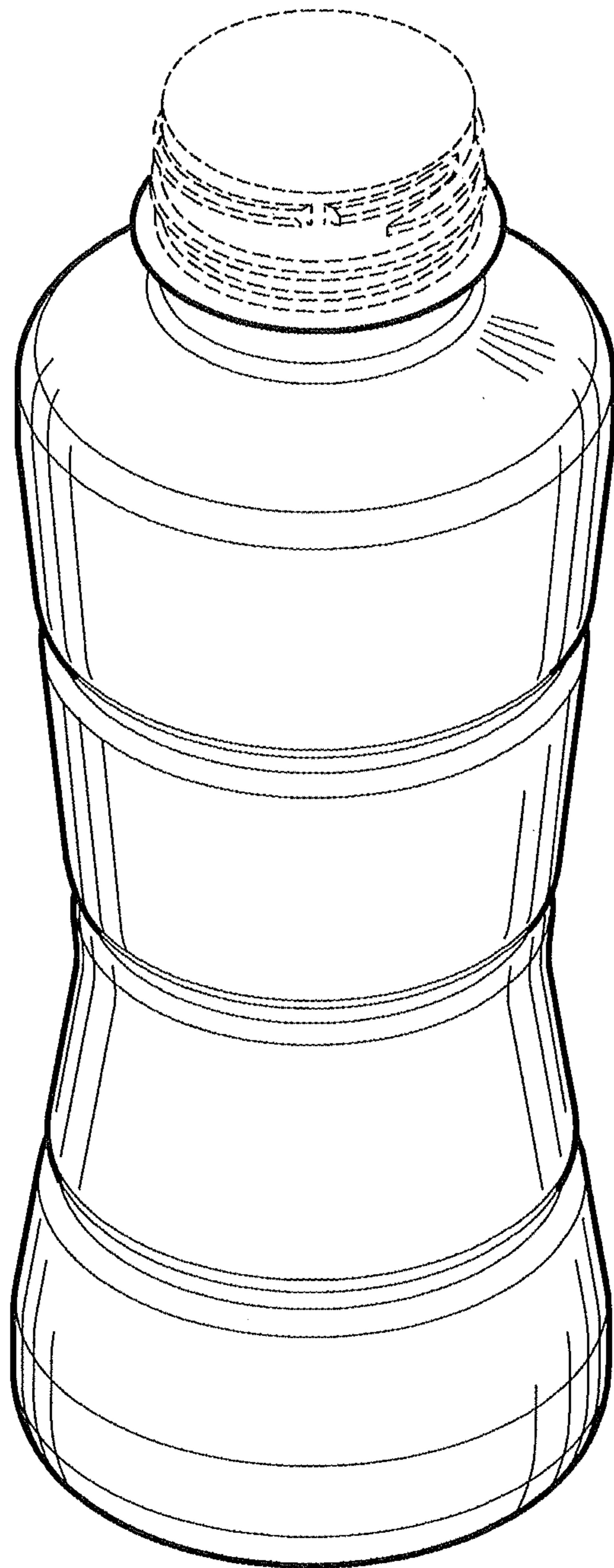


Fig. 1




Fig. 2

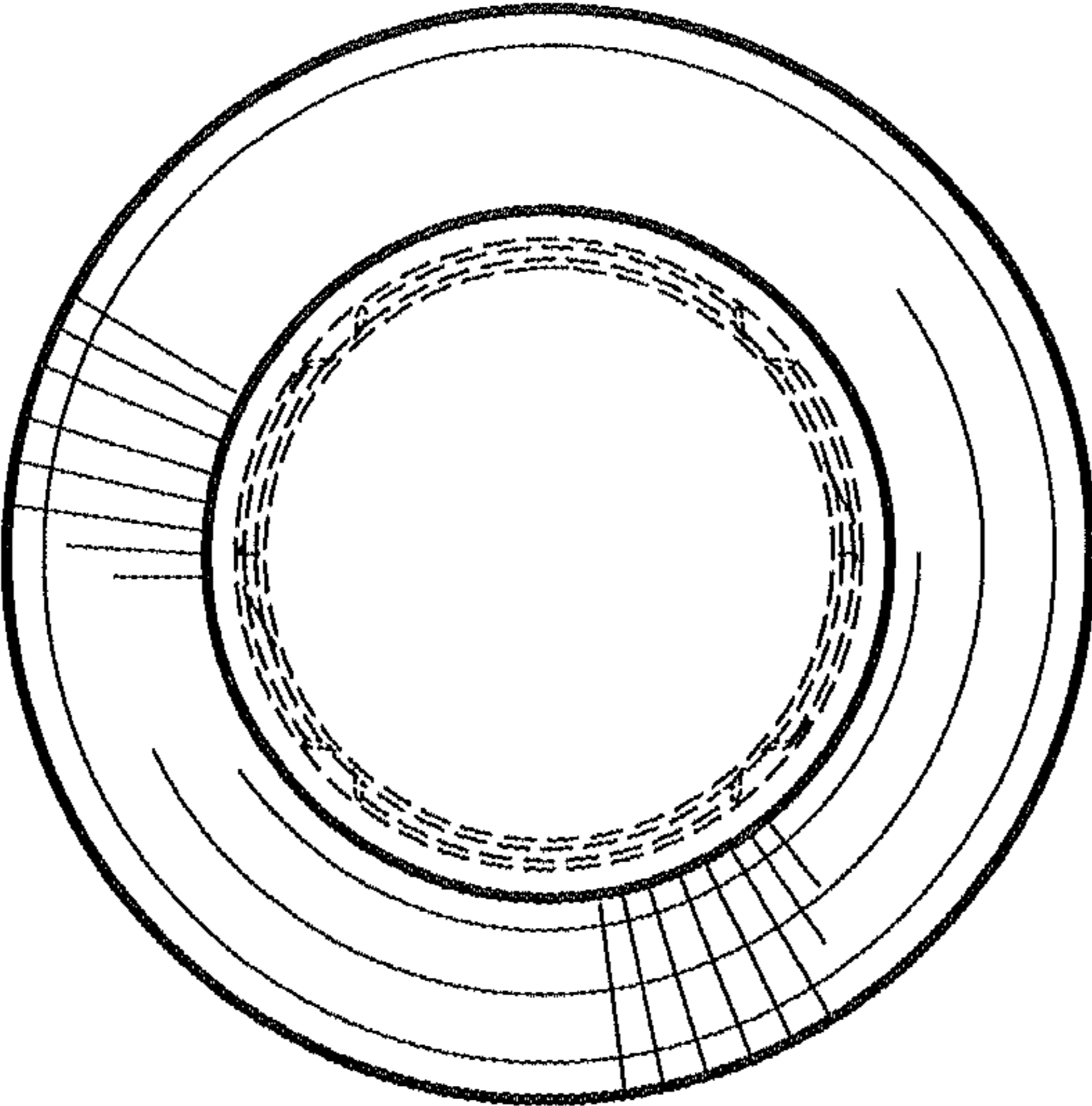


Fig. 3

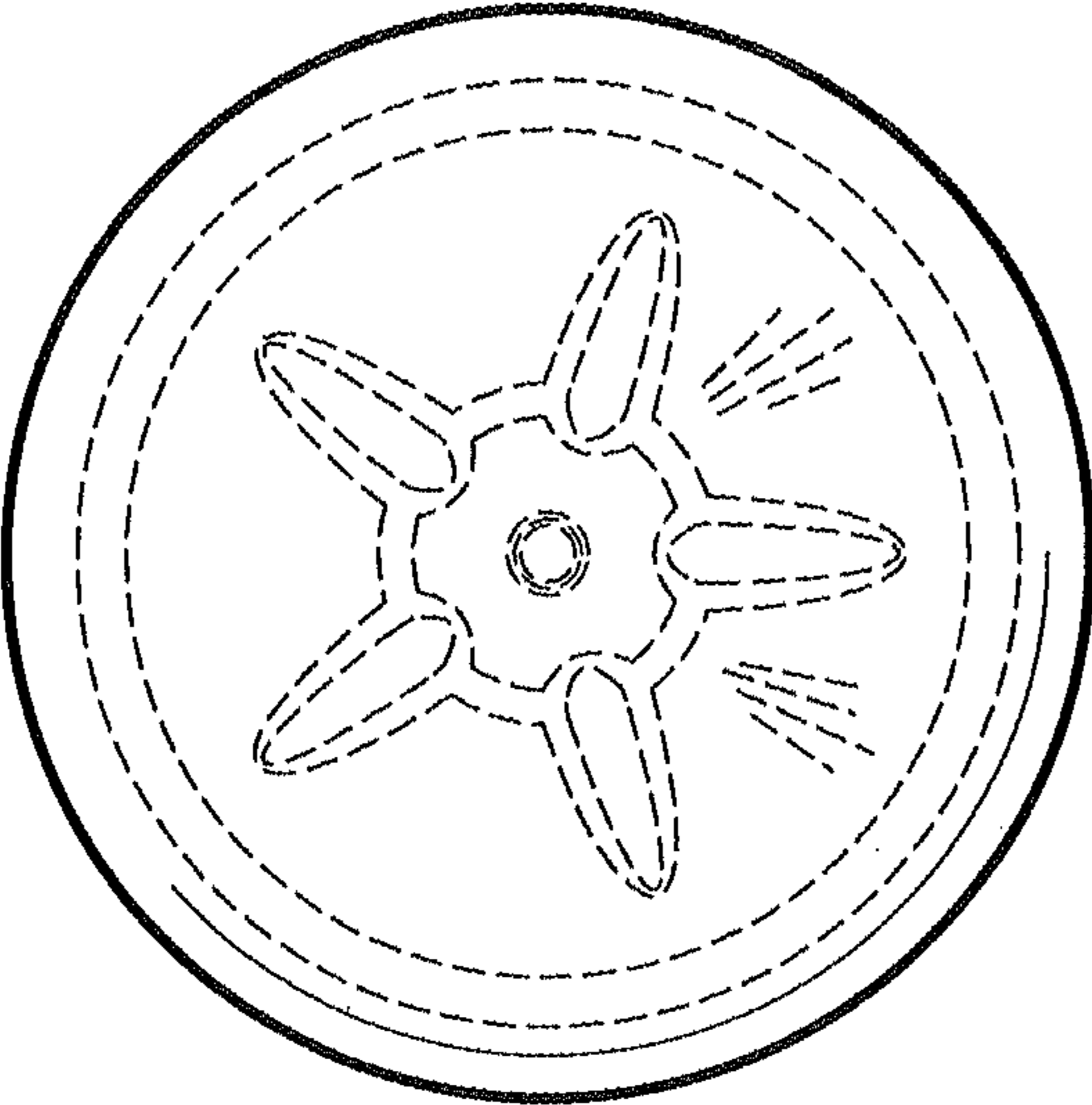


Fig. 4