



US00D805901S

(12) **United States Design Patent** (10) **Patent No.:** **US D805,901 S**
Fuchs et al. (45) **Date of Patent:** **** Dec. 26, 2017**

(54) **CARTRIDGE**
(71) Applicant: **Nuapua GmbH**, Kremsmünster (AT)
(72) Inventors: **Gerhard Fuchs**, Prutz/Kauns (AT);
Hermann Bürtlmair, Kremsmünster (AT)
(73) Assignee: **NUAPUA GMBH**, Kremsmünster (DE)
(**) Term: **15 Years**
(21) Appl. No.: **29/550,308**
(22) Filed: **Dec. 31, 2015**
(51) **LOC (10) Cl.** **09-99**
(52) **U.S. Cl.**
USPC **D9/499**
(58) **Field of Classification Search**
USPC D7/213, 300.2, 369, 387, 392, 392.1,
D7/396.1, 396.2, 397, 398, 399, 400, 590;
D9/434, 435, 436, 440, 443, 447, 499
CPC B65D 33/1666
See application file for complete search history.

D649,570 S * 11/2011 Chen D15/145
D704,066 S * 5/2014 de Lima Paschoal D28/76
D704,933 S * 5/2014 Choi D3/294

OTHER PUBLICATIONS

Alibaba.com Cold drawn triangle shaped steel tubes made in china. Jun. 16, 2016 [earliest online date], [site visited Apr. 13, 2017]. Available from Internet, <URL:https://www.alibaba.com/product-detail/Cold-drawn-triangle-shaped-steel-tubes_60152916372.html>.*
Youtube. Nuapua. Revolutionizing the way we consume water. Jan. 9, 2015 [earliest online date], [site visited Apr. 14, 2017]. Available from Internet, <URL:https://www.youtube.com/watch?v=clw8Qlv-pS8>.*
Start Next. Nuapua. Jan. 26, 2015 [earliest online date], [site visited Apr. 14, 2017]. Available from Internet, <URL:https://www.startnext.com/en/nuapua>.*
Nuapua. Feb. 14, 2017 [earliest online date], [site visited Apr. 14, 2017]. Available from Internet, <URL:https://www.nuapua.com/>.*

* cited by examiner

Primary Examiner — Robert M Spear
Assistant Examiner — Darcey E Heflin
(74) *Attorney, Agent, or Firm* — Henry M. Feiereisen LLC

(57) **CLAIM**

The ornamental design for a cartridge, as shown and described.

DESCRIPTION

FIG. 1 is a top-front-left side perspective view showing our new design;
FIG. 2 is a front plan view thereof;
FIG. 3 is a rear plan view thereof;
FIG. 4 is a left side plan view thereof; and,
FIG. 5 is a right side plan view thereof.

1 Claim, 2 Drawing Sheets

(56) **References Cited**

U.S. PATENT DOCUMENTS

D96,909 S * 9/1935 Fuld D7/300.2
2,586,931 A * 2/1952 Gammon B65D 33/1666
24/30.5 P
D276,596 S * 12/1984 Kisha 24/30.5 P
D362,590 S * 9/1995 Larson D7/387
D371,269 S * 7/1996 Shattuck D7/300.2
D564,352 S * 3/2008 Rice D9/434
D582,292 S * 12/2008 Short D9/435
D587,953 S * 3/2009 Aliberti D7/300.2
D637,905 S * 5/2011 Abrams D9/434
D649,389 S * 11/2011 Bickert D7/300.2

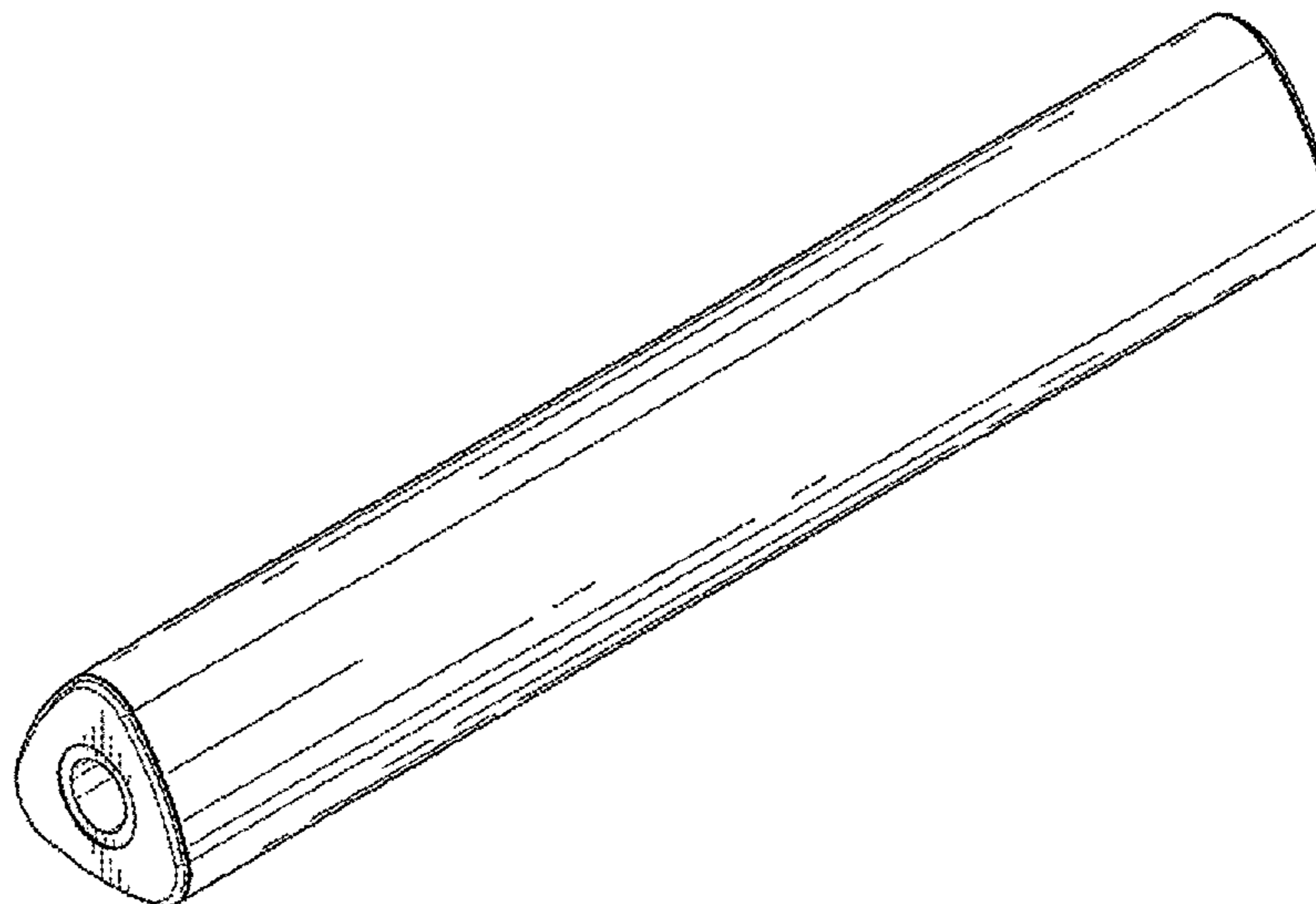


FIG. 1

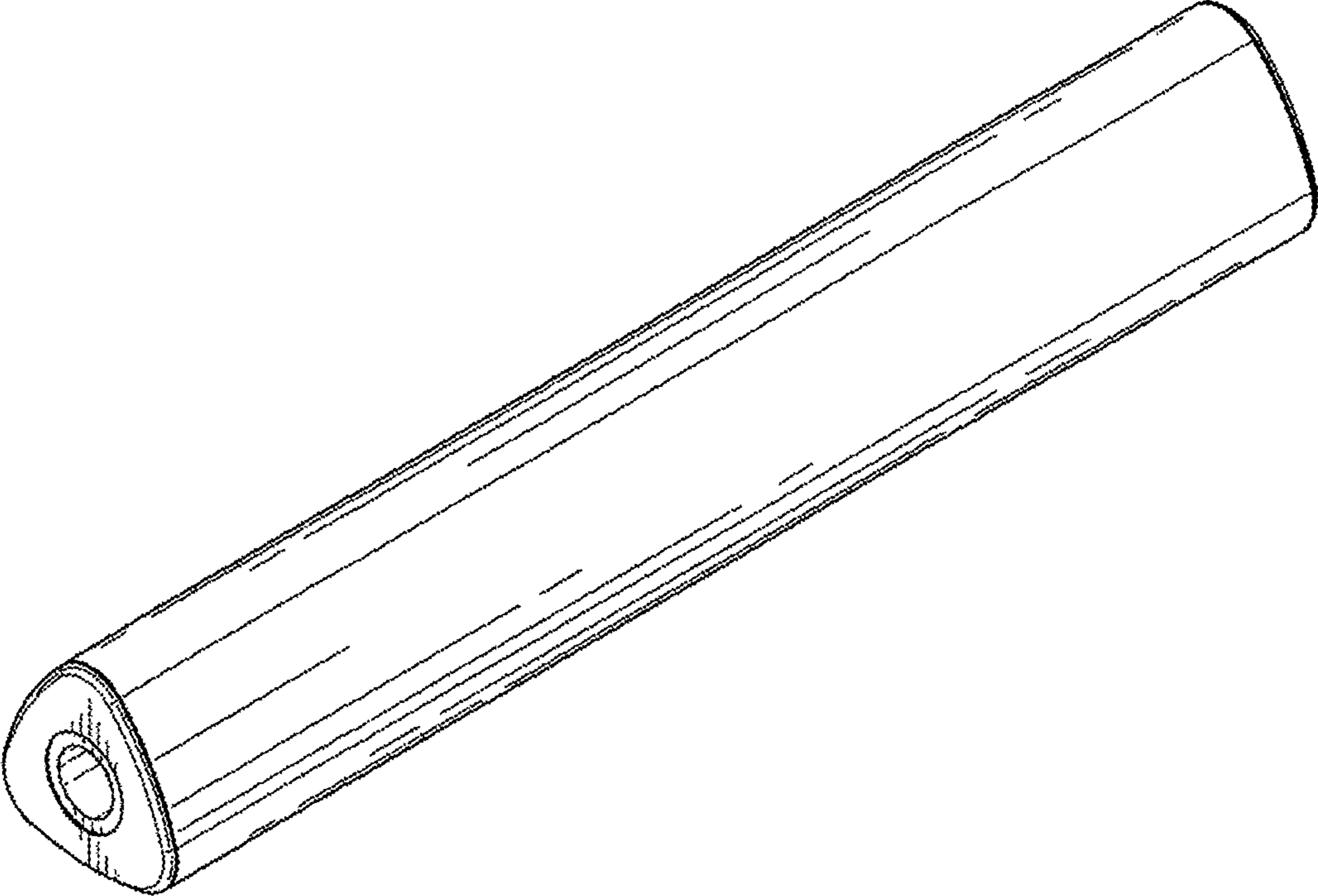


FIG. 2

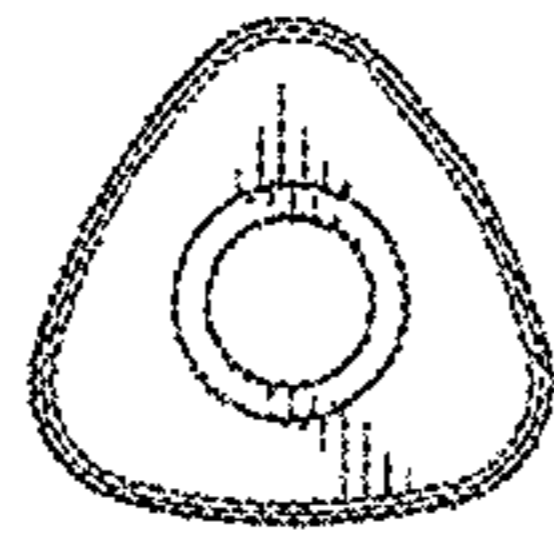


FIG. 3

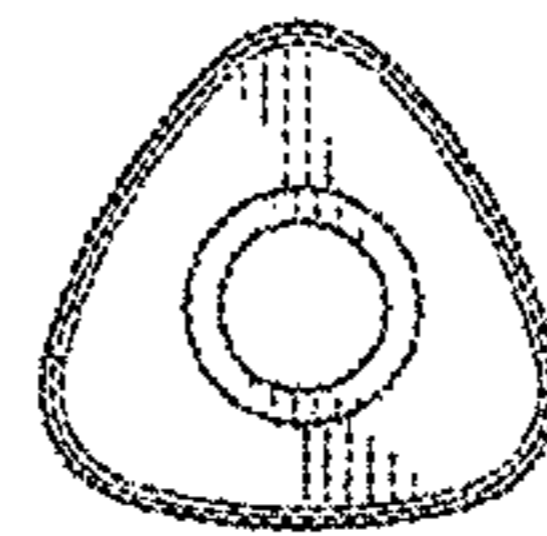


FIG. 4




FIG. 5

