



US00D805895S

(12) **United States Design Patent**
Smalley et al.

(10) **Patent No.:** **US D805,895 S**

(45) **Date of Patent:** **** Dec. 26, 2017**

(54) **CARTON**

(71) Applicant: **Graphic Packaging International, Inc.**, Atlanta, GA (US)

(72) Inventors: **Brian Smalley**, Bristol (GB); **Steve M. Gould**, Bristol (GB)

(73) Assignee: **Graphic Packaging International, Inc.**, Atlanta, GA (US)

(**) Term: **15 Years**

(21) Appl. No.: **29/583,072**

(22) Filed: **Nov. 2, 2016**

(51) **LOC (10) Cl.** **09-03**

(52) **U.S. Cl.**
USPC **D9/432**

(58) **Field of Classification Search**
USPC D9/414-434, 703-705, 711, 721-722;
D3/272-275, 290, 299, 304, 305, 315
CPC B65D 5/00; B65D 5/0015; B65D 5/061;
B65D 5/18; B65D 5/20; B65D 5/32;
B65D 5/321; B65D 5/322
See application file for complete search history.

(56) **References Cited**

U.S. PATENT DOCUMENTS

- D250,748 S * 1/1979 Leger D9/420
- D425,436 S * 5/2000 Wei D10/46.2
- 6,155,480 A * 12/2000 Botsford B65D 5/029
221/305
- D436,859 S * 1/2001 Botsford D9/416
- D470,769 S * 2/2003 Holthaus D9/430
- D489,609 S * 5/2004 Holthaus D9/430

- D502,097 S * 2/2005 Holthaus D9/430
- D511,248 S * 11/2005 Prempfer D3/273
- 7,762,397 B2 * 7/2010 Coltri-Johnson B65D 71/30
206/427
- D660,143 S * 5/2012 Stowe D9/417
- D684,042 S * 6/2013 Betzig D9/420
- D737,137 S * 8/2015 Exner D9/432

* cited by examiner

Primary Examiner — Vy N Koenig

(74) *Attorney, Agent, or Firm* — Womble Bond Dickinson (US) LLP

(57) **CLAIM**

The ornamental design for a carton, as shown and described.

DESCRIPTION

FIG. 1 is a perspective view of a carton according to a first embodiment of the disclosure.

FIG. 2 is a front elevation view of the carton of FIG. 1.

FIG. 3 is a right elevation view of the carton of FIG. 1, the left elevation view being identical.

FIG. 4 is a rear elevation view of the carton of FIG. 1.

FIG. 5 is a top plan view of the carton of FIG. 1.

FIG. 6 is a bottom plan view of the carton of FIG. 1.

FIG. 7 is a perspective view of a carton according to a second embodiment of the disclosure.

FIG. 8 is a front elevation view of the carton of FIG. 7.

FIG. 9 is a right elevation view of the carton of FIG. 7, the left elevation view being identical.

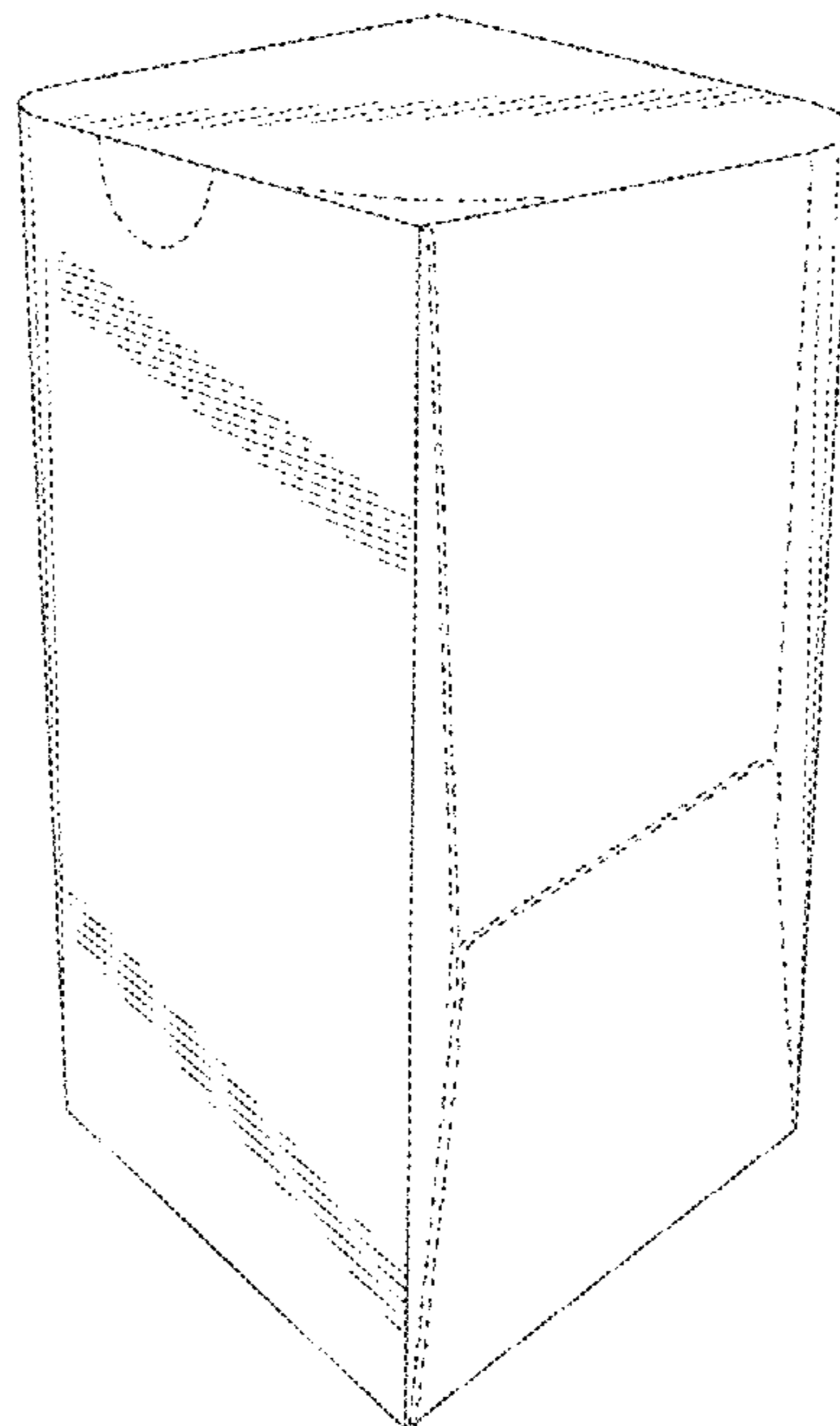
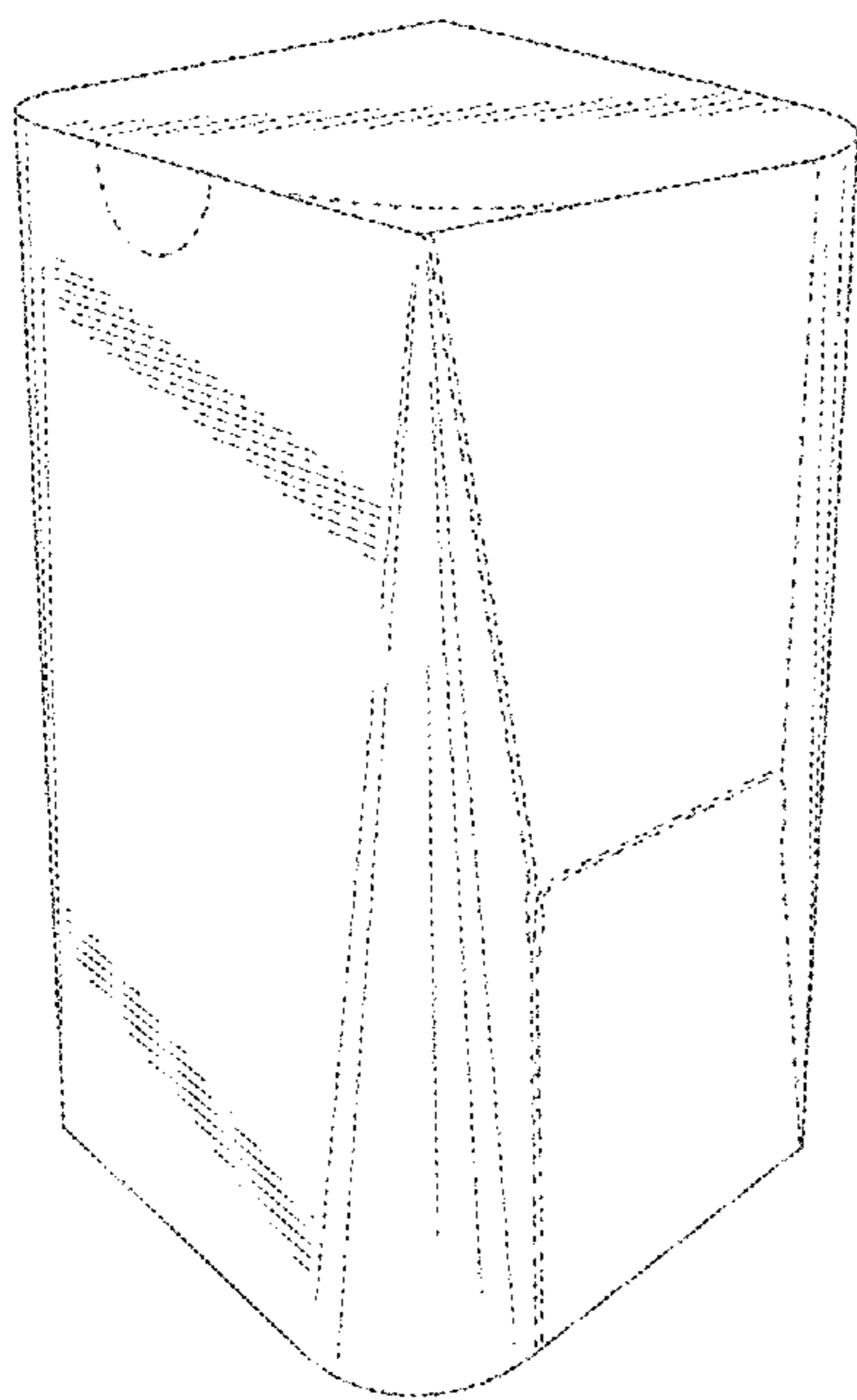
FIG. 10 is a rear elevation view of the carton of FIG. 7.

FIG. 11 is a top plan view of the carton of FIG. 7; and,

FIG. 12 is a bottom plan view of the carton of FIG. 7.

The broken lines depict environmental subject matter only that forms no part of the claimed design.

1 Claim, 12 Drawing Sheets



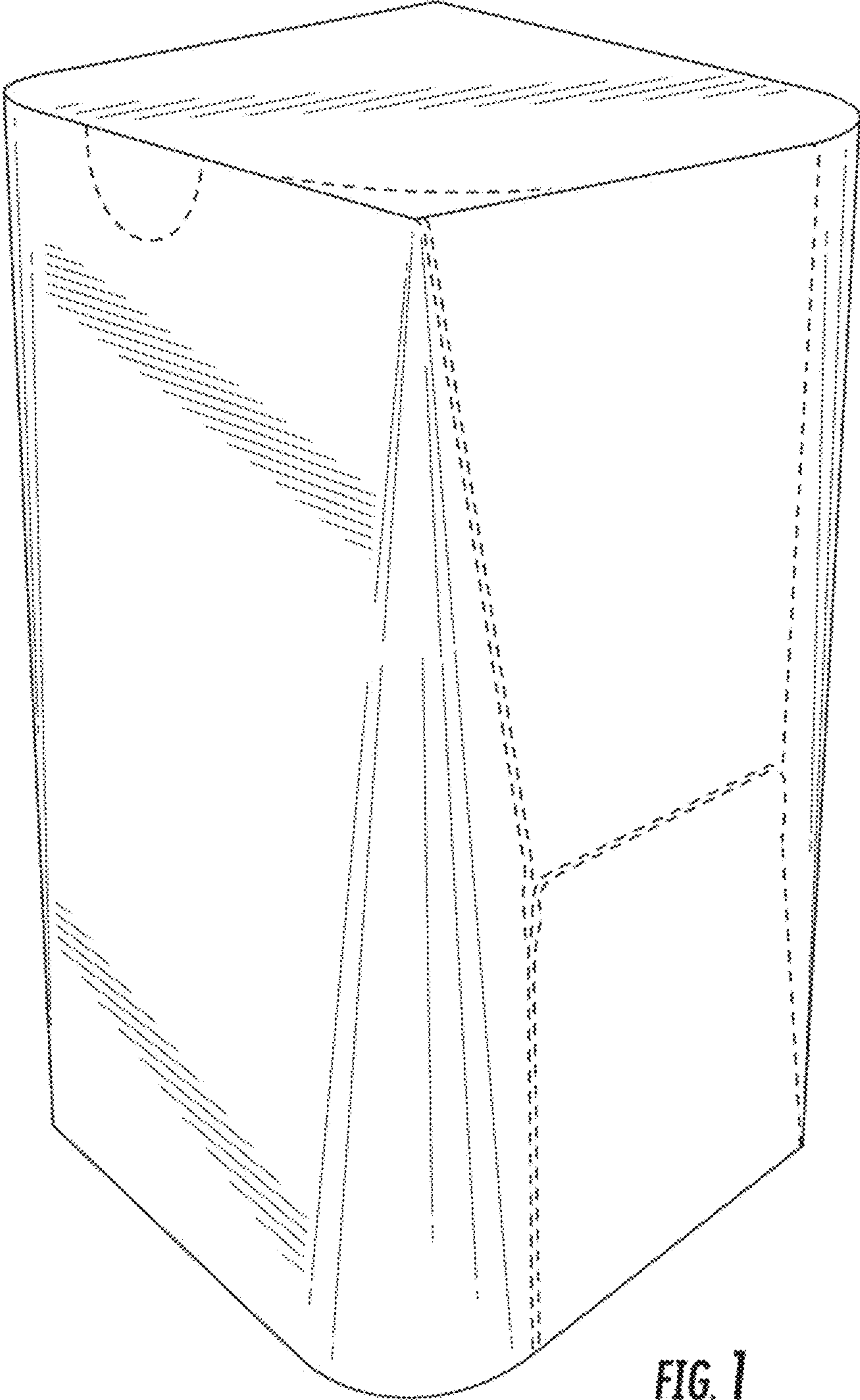


FIG. 1




FIG. 2

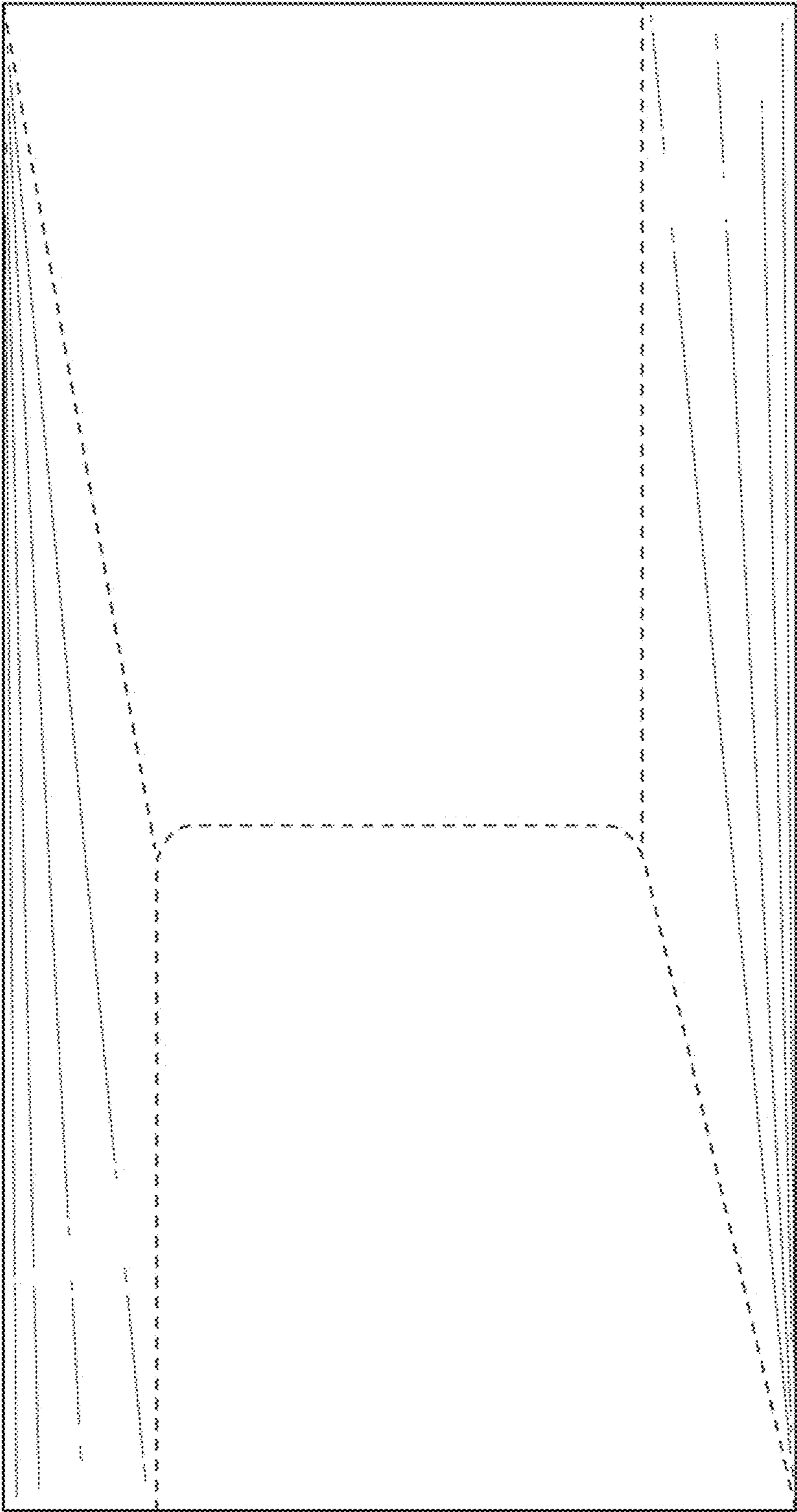


FIG. 3




FIG. 4




FIG. 5




FIG. 6

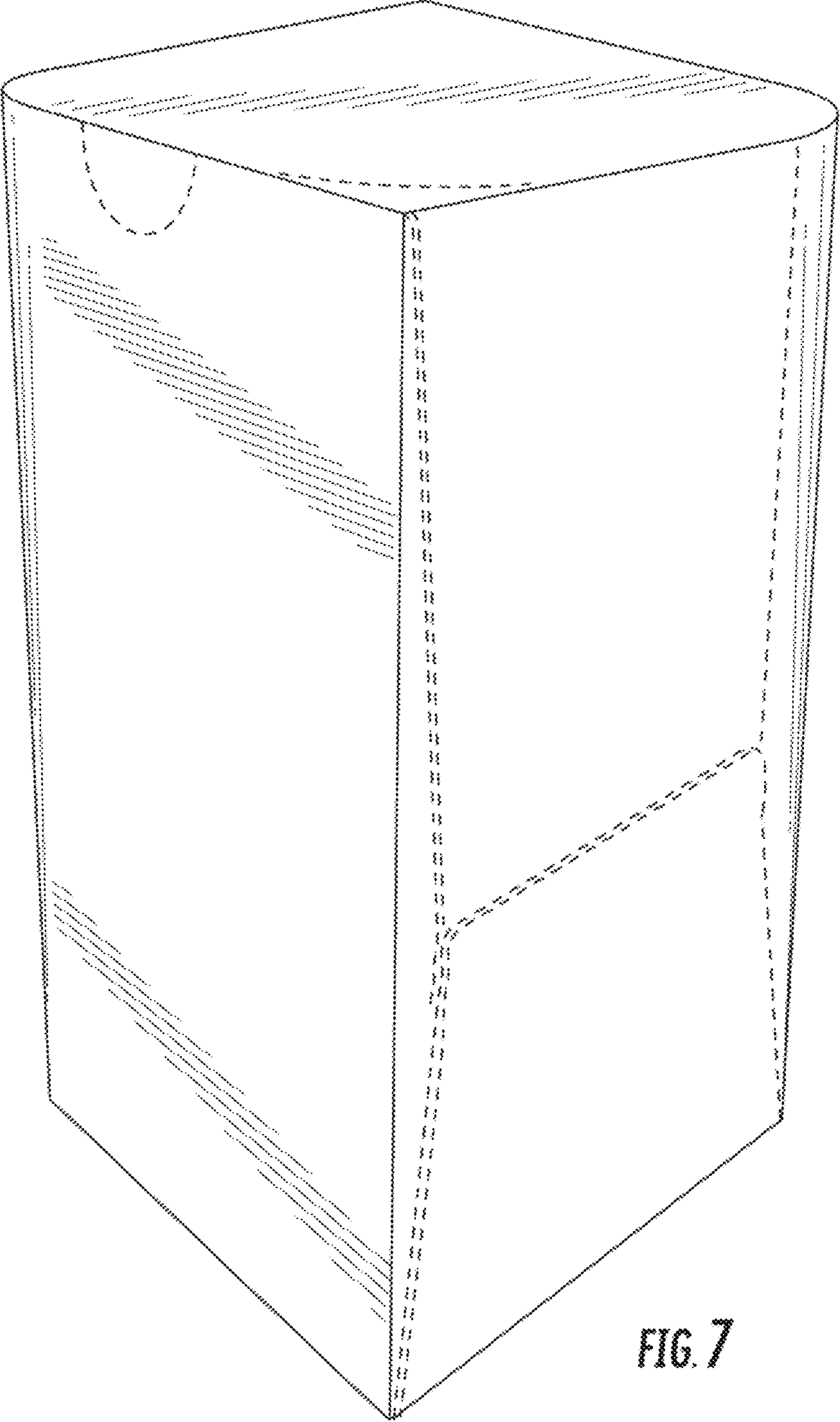


FIG. 7




FIG. 8

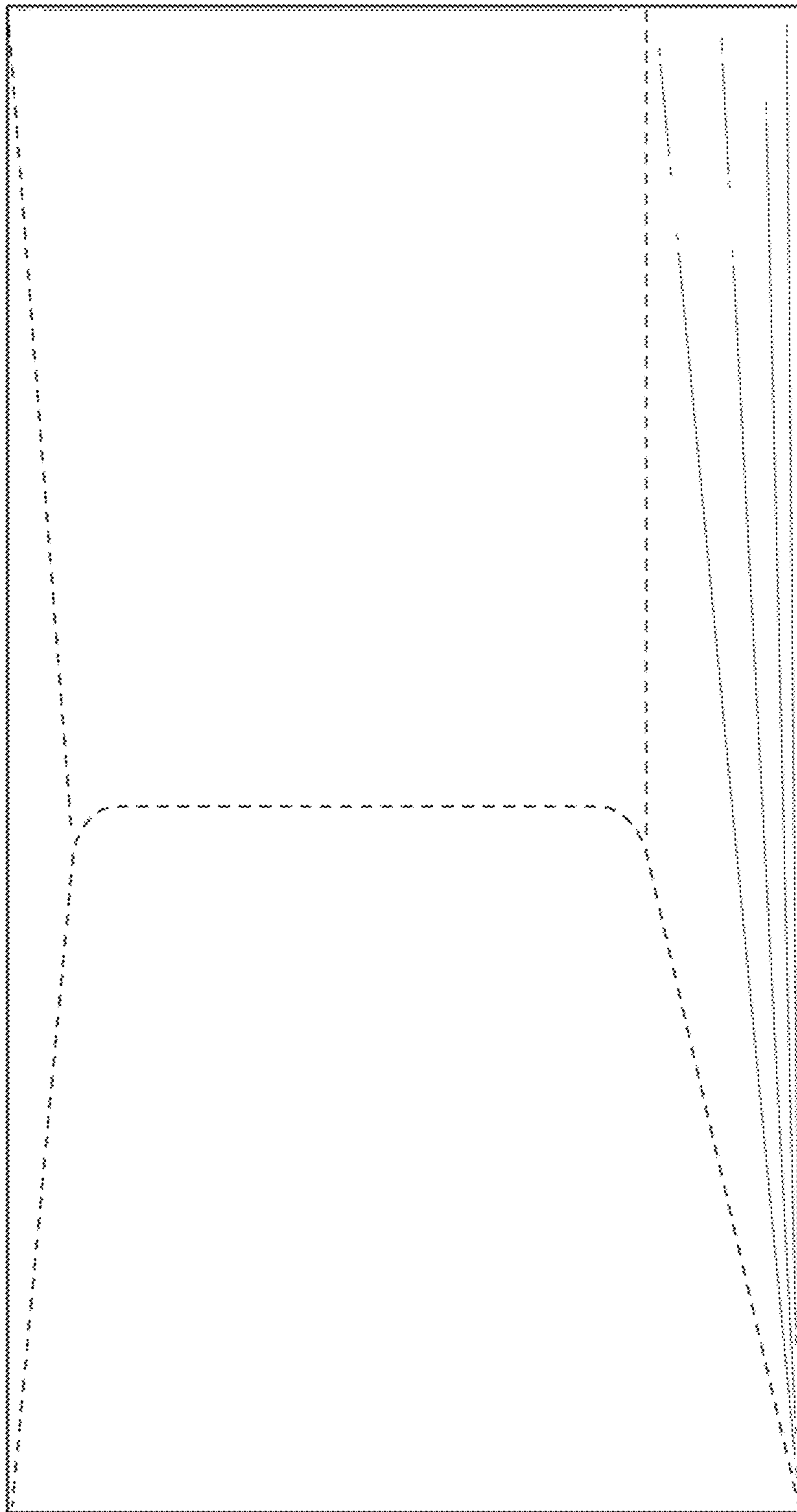


FIG. 9




FIG. 10

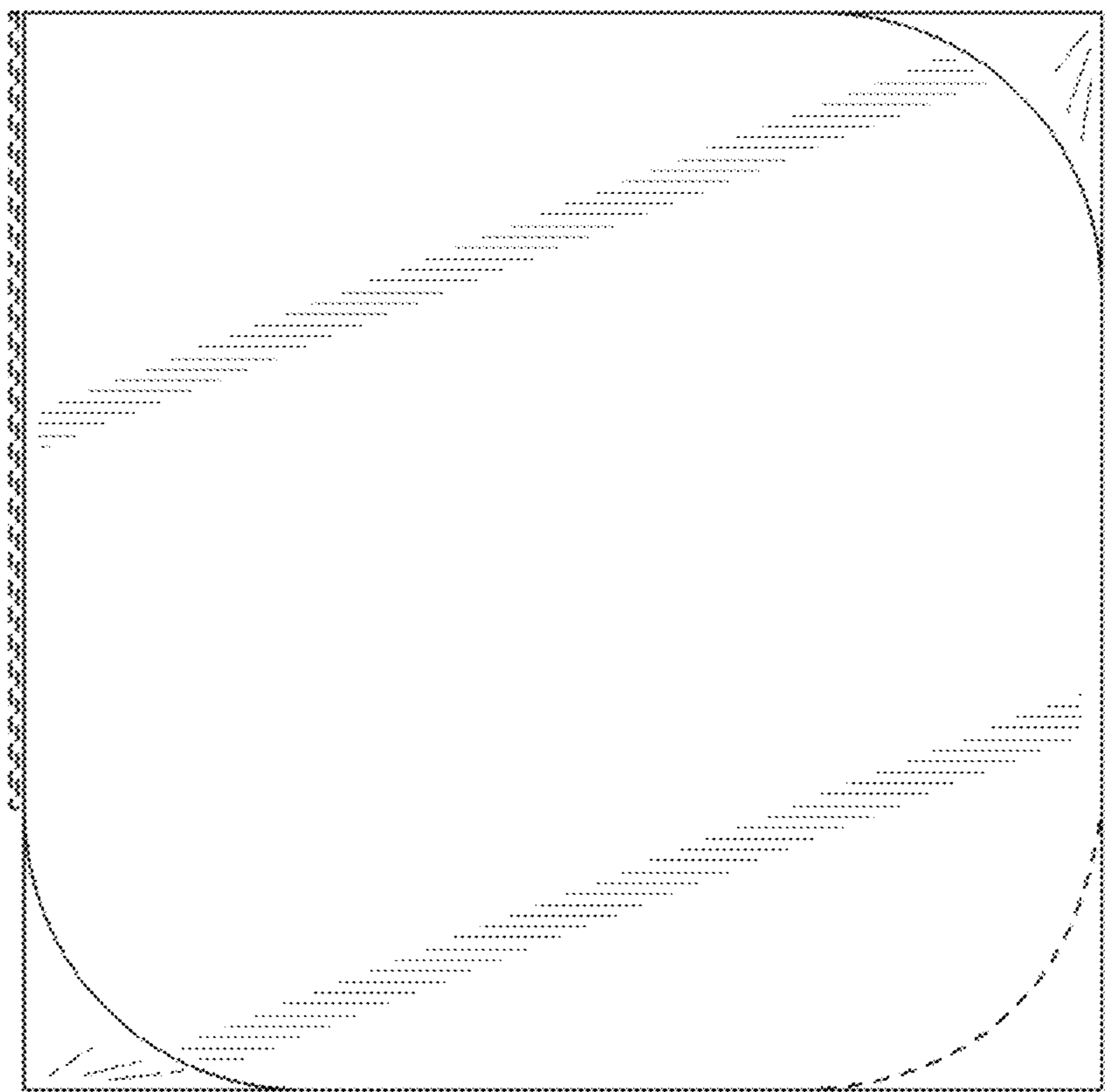


FIG. 11




FIG. 12