



US00D805893S

(12) **United States Design Patent** (10) **Patent No.:** **US D805,893 S**
Shirosawa (45) **Date of Patent:** **** Dec. 26, 2017**

(54) **PACKAGE**

- (71) Applicant: **Panasonic Intellectual Property Management Co., Ltd.**, Osaka (JP)
- (72) Inventor: **Tomohisa Shirosawa**, Osaka (JP)
- (73) Assignee: **Panasonic Intellectual Property Management Co., Ltd.**, Osaka (JP)

(**) Term: **15 Years**

(21) Appl. No.: **29/601,741**

(22) Filed: **Apr. 25, 2017**

Related U.S. Application Data

(62) Division of application No. 29/551,602, filed on Jan. 14, 2016.

(30) **Foreign Application Priority Data**

- Jul. 29, 2015 (JP) 2015-016826
- Jul. 29, 2015 (JP) 2015-016828
- Jul. 29, 2015 (JP) 2015-016829

(51) **LOC (10) Cl.** **09-03**

(52) **U.S. Cl.**
USPC **D9/430; D9/433**

(58) **Field of Classification Search**
USPC D9/414-434, 442-445, 456, 457, 542, D9/563, 600, 614-624, 655, 657, 658, D9/661, 685, 695, 697-699, 707, 708, D9/711, 754, 759, 772-776; D3/273, D3/276, 304, 305, 307, 309-313;
(Continued)

(56) **References Cited**

U.S. PATENT DOCUMENTS

- 2,314,631 A * 3/1943 Ray B65D 5/12 206/524.8
- 2,726,803 A * 12/1955 Ketler B65D 5/14 229/109
- 3,174,675 A * 3/1965 Rosenberg, Jr. B65D 5/3614 229/108.1
- D324,823 S 3/1992 Scarpa D9/430
(Continued)

FOREIGN PATENT DOCUMENTS

CA	27283	6/1965
CN	201630005803	* 1/2016
JP	D1381152	2/2013

OTHER PUBLICATIONS

Hexagonal Origami Gift Box. [online] Published date Mar. 15, 2011. Retrieved on Feb. 8, 2017 from <URL:https://www.paperkawaii.com/2011/03/15/hexagonal-origami-gift-box/>.

Primary Examiner — Vy N Koenig

Assistant Examiner — Omeed Agilee

(74) *Attorney, Agent, or Firm* — Panasonic IP Management; Kerry S. Culpepper

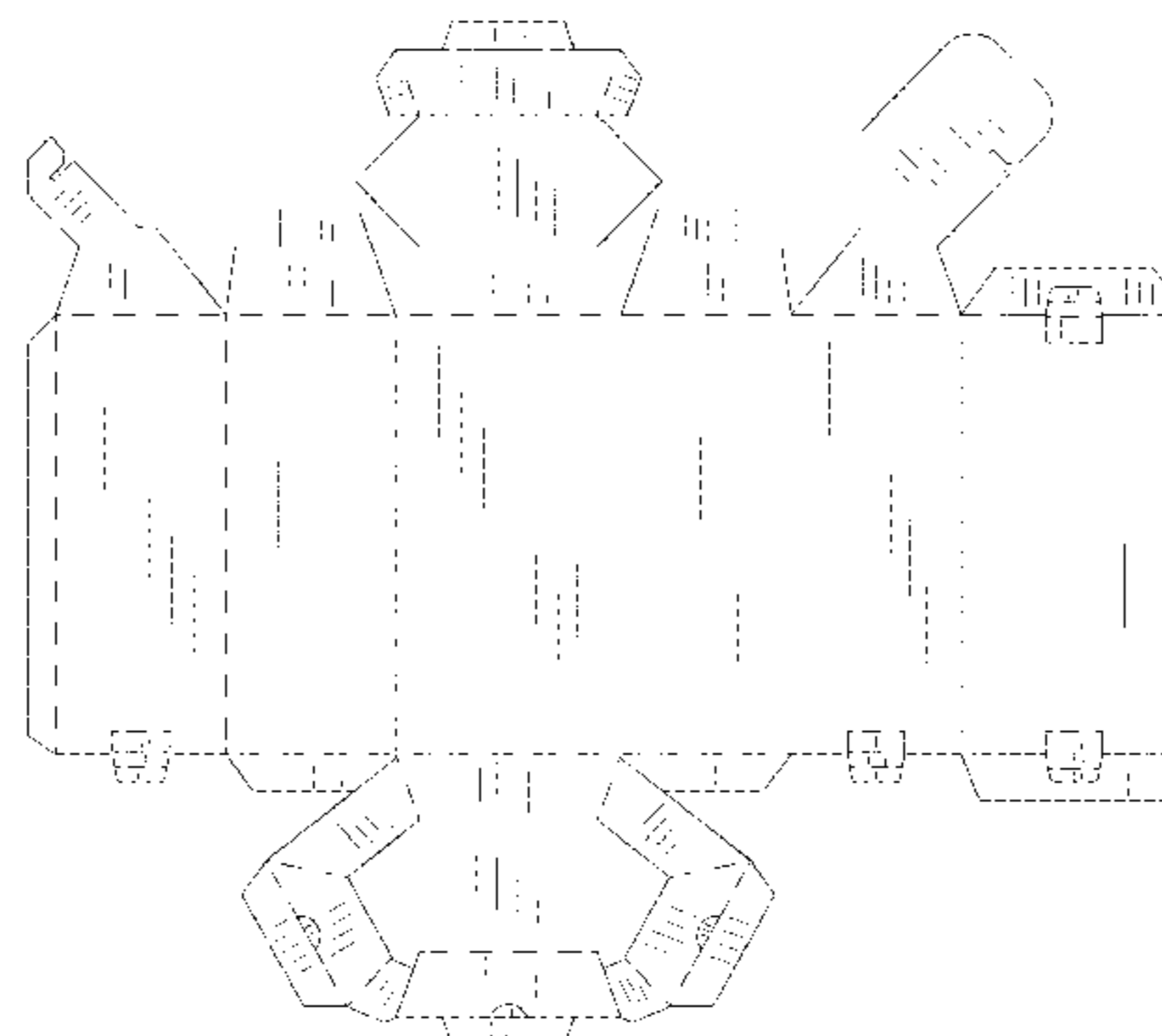
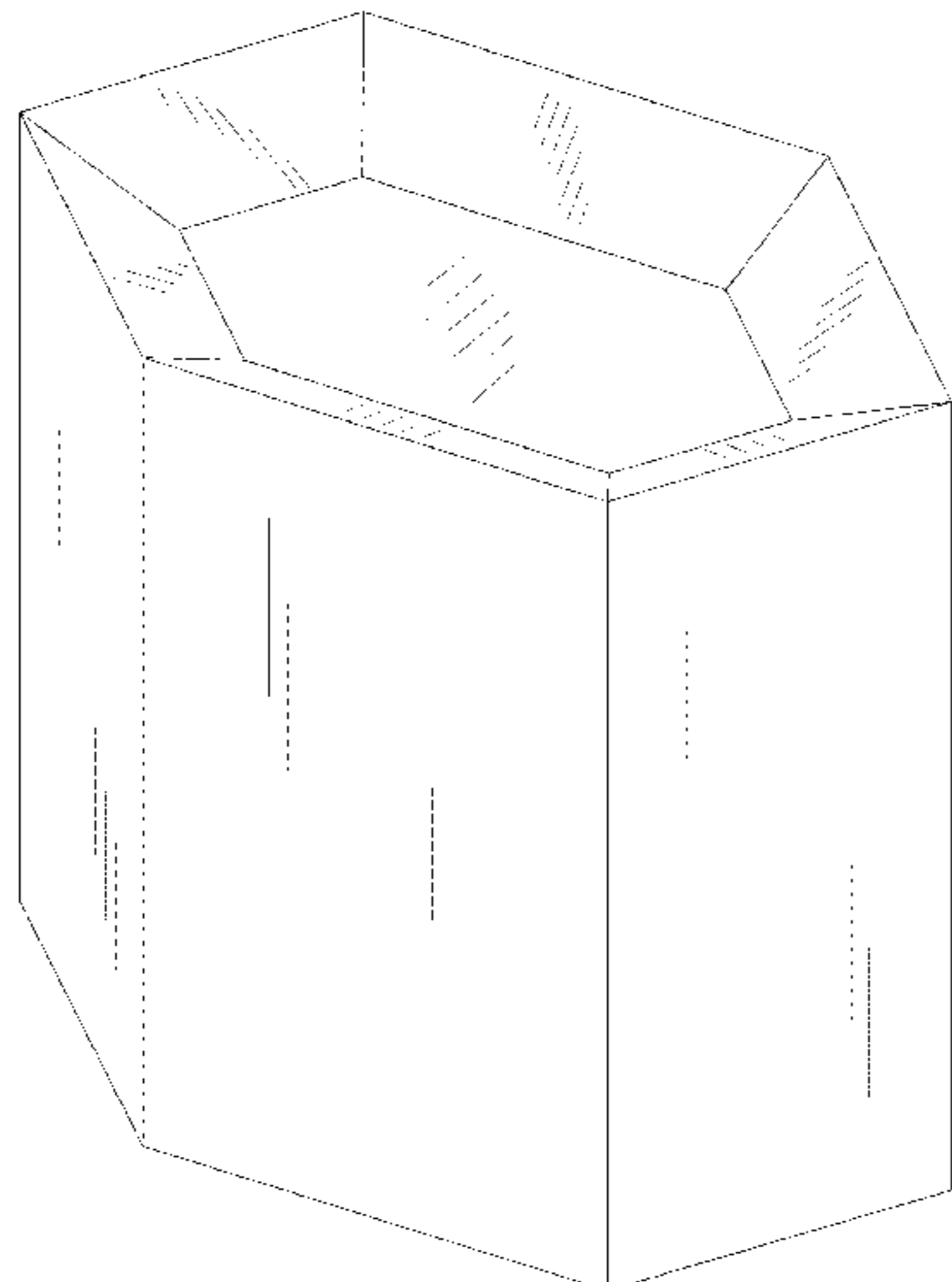
(57) **CLAIM**

I claim the ornamental design for a package, as shown and described.

DESCRIPTION

FIG. 1 is a front, top and left perspective view of a package, showing my new design;
 FIG. 2 is a front view;
 FIG. 3 is a rear view;
 FIG. 4 is a left side view thereof;
 FIG. 5 is a right side view thereof;
 FIG. 6 is a top view thereof;
 FIG. 7 is a bottom view thereof;
 FIG. 8 is a sliced section view of the package, taken between broken line arrows 8-8 in FIG. 2; and,
 FIG. 9 is a top plan view of a package in an unassembled blank configuration.
 The broken lines in the drawings represent fold lines that form no part of the claimed design.

1 Claim, 9 Drawing Sheets



(58) **Field of Classification Search**

USPC D7/601, 602, 709; D6/560, 653–655,
 D6/662, 667, 705, 706; D19/75, 90
 CPC B65D 5/00; B65D 5/001; B65D 5/0015;
 B65D 5/0227–5/0254; B65D 5/18; B65D
 5/38; B65D 5/40; B65D 5/6605; B65D
 5/48024; B65D 1/22; B65D 1/24; B65D
 1/34; B65B 5/06

See application file for complete search history.

(56) **References Cited**

U.S. PATENT DOCUMENTS

D429,429	S	*	8/2000	Murphy	D6/678
D495,598	S		9/2004	Smith	D9/430
D524,155	S		7/2006	Coppola	D9/430
D525,532	S	*	7/2006	Glass	D9/559
D529,391	S		10/2006	Glass	D9/559
D544,369	S		6/2007	Liu	D9/704
D582,266	S		12/2008	Helms, Jr.	D9/430
D668,144	S		10/2012	Swart	D9/430
D672,645	S		12/2012	Giannini	D9/430
D678,056	S		3/2013	Swart	D9/434
D756,037	S	*	5/2016	Schlatter	D28/85
D759,885	S	*	6/2016	Nishimoto	D26/118
D764,278	S	*	8/2016	Tulin	D9/430
D764,909	S		8/2016	Tulin	D9/430
D769,117	S		10/2016	Tseng	D9/443
D772,056	S		11/2016	O'Dowd	D9/430
2006/0180642	A1	*	8/2006	Zacher	B65D 5/0227 229/109
2006/0261060	A1		11/2006	Baez	B65D 85/60 220/4.21

* cited by examiner

FIG. 1

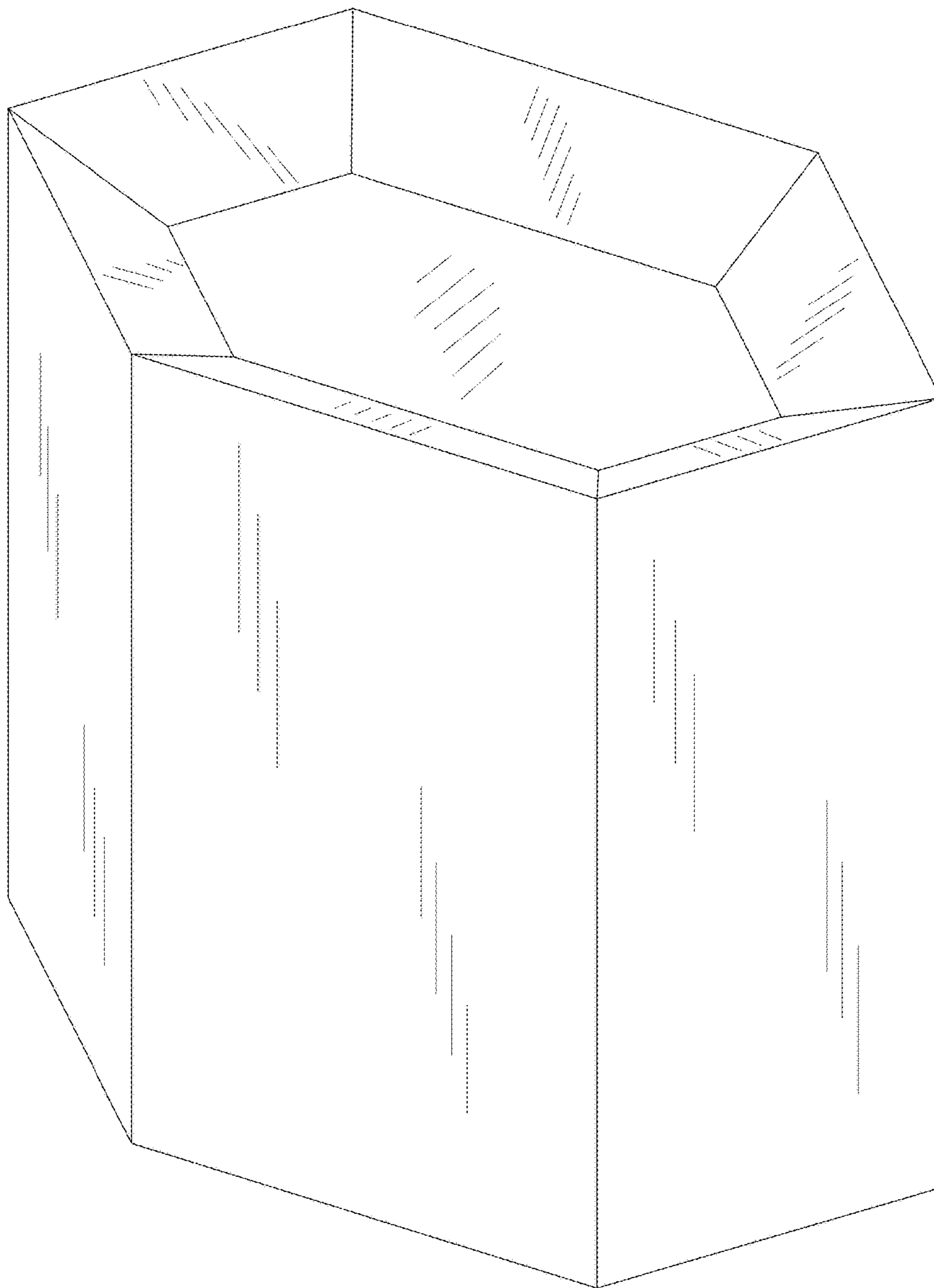


FIG. 2

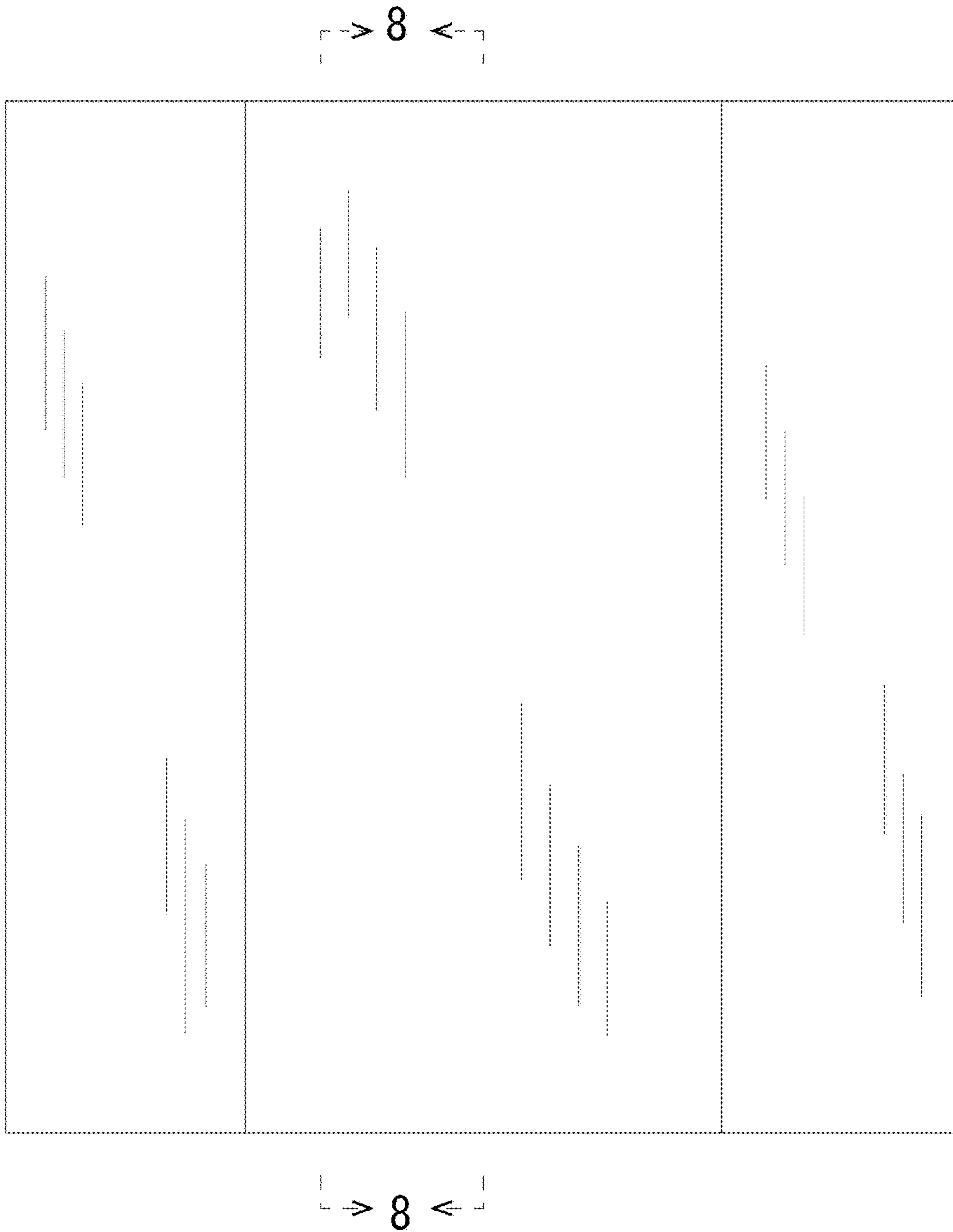


FIG. 3

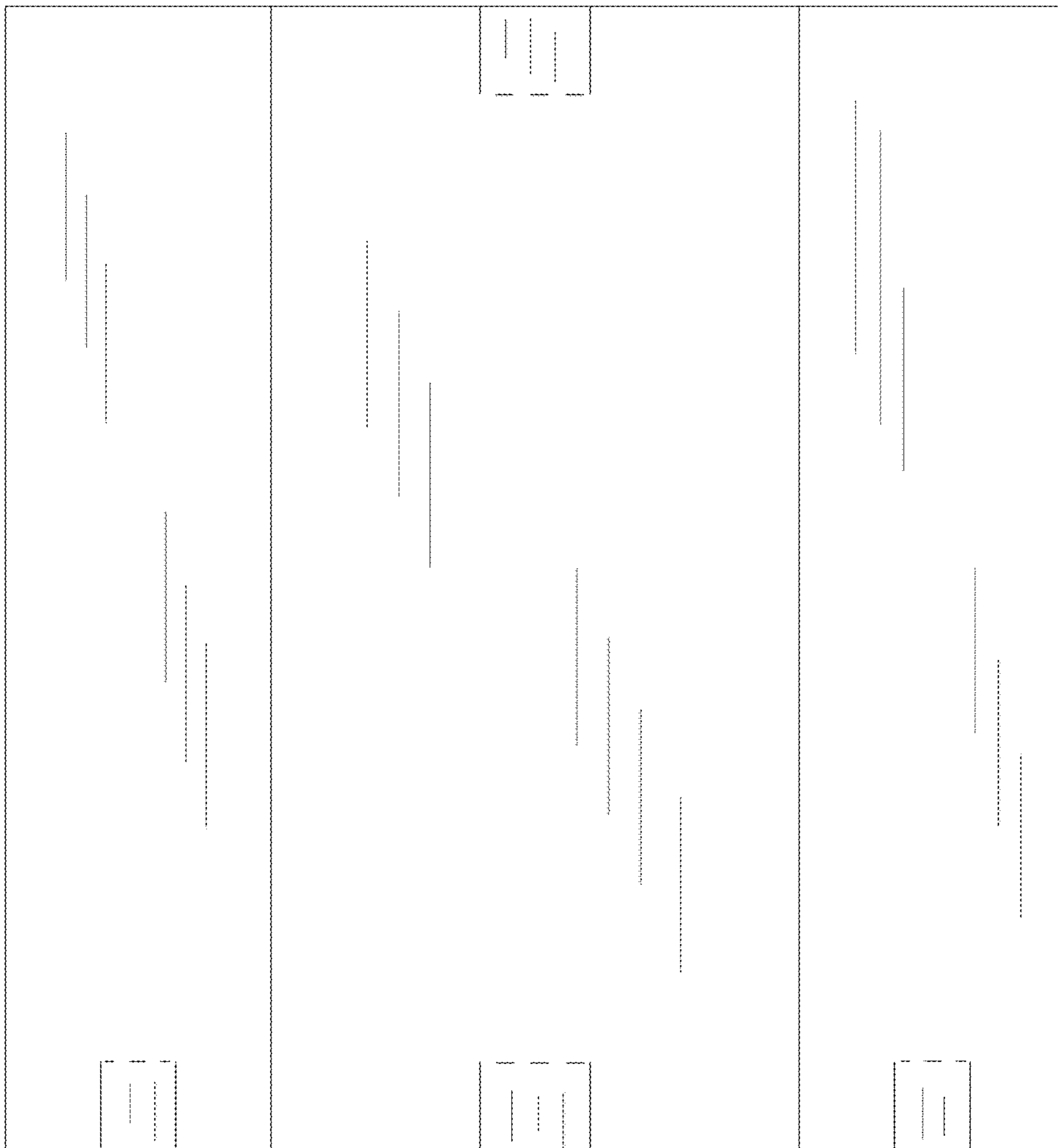


FIG. 4




FIG. 5




FIG. 6

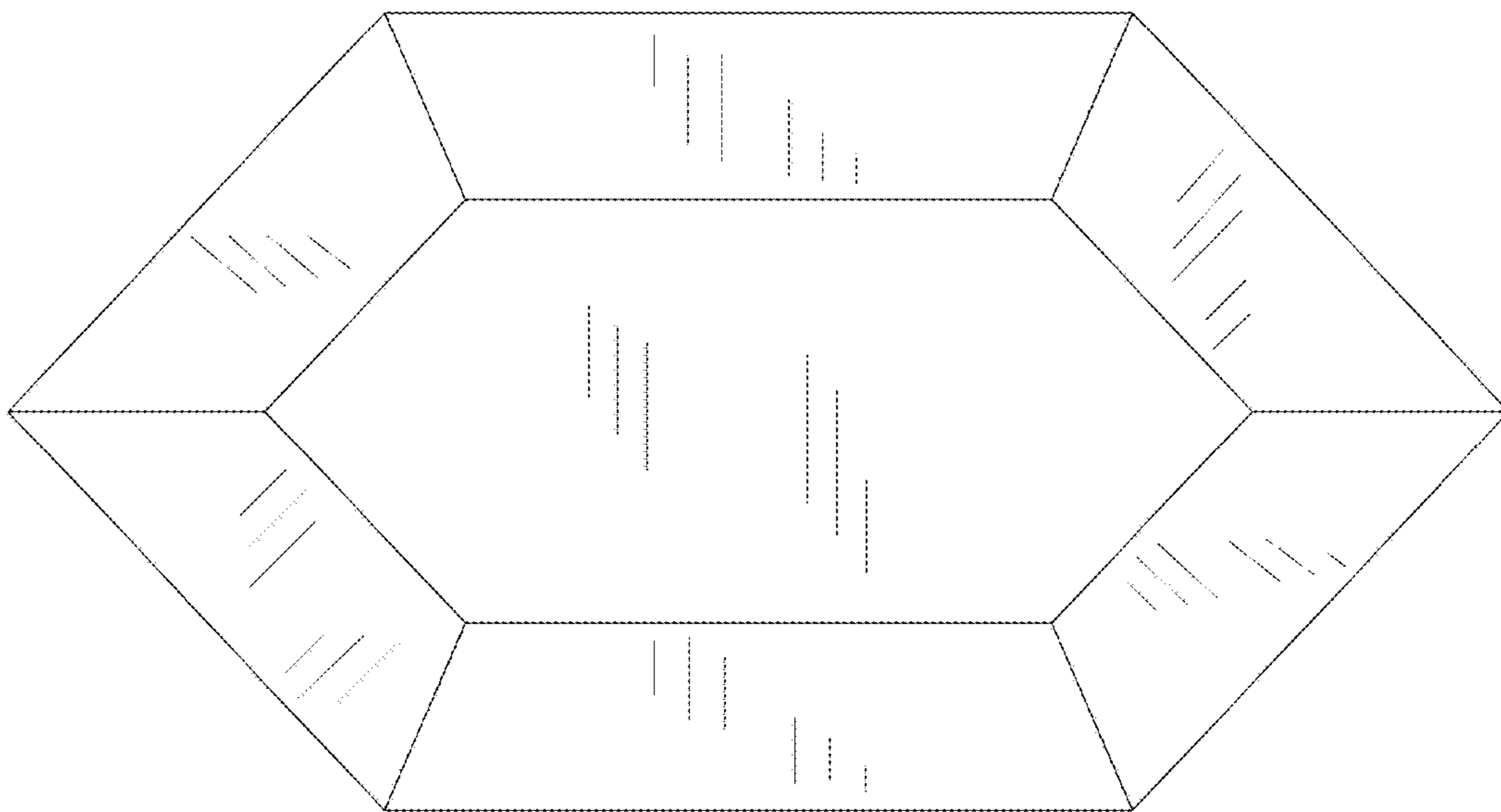


FIG. 7

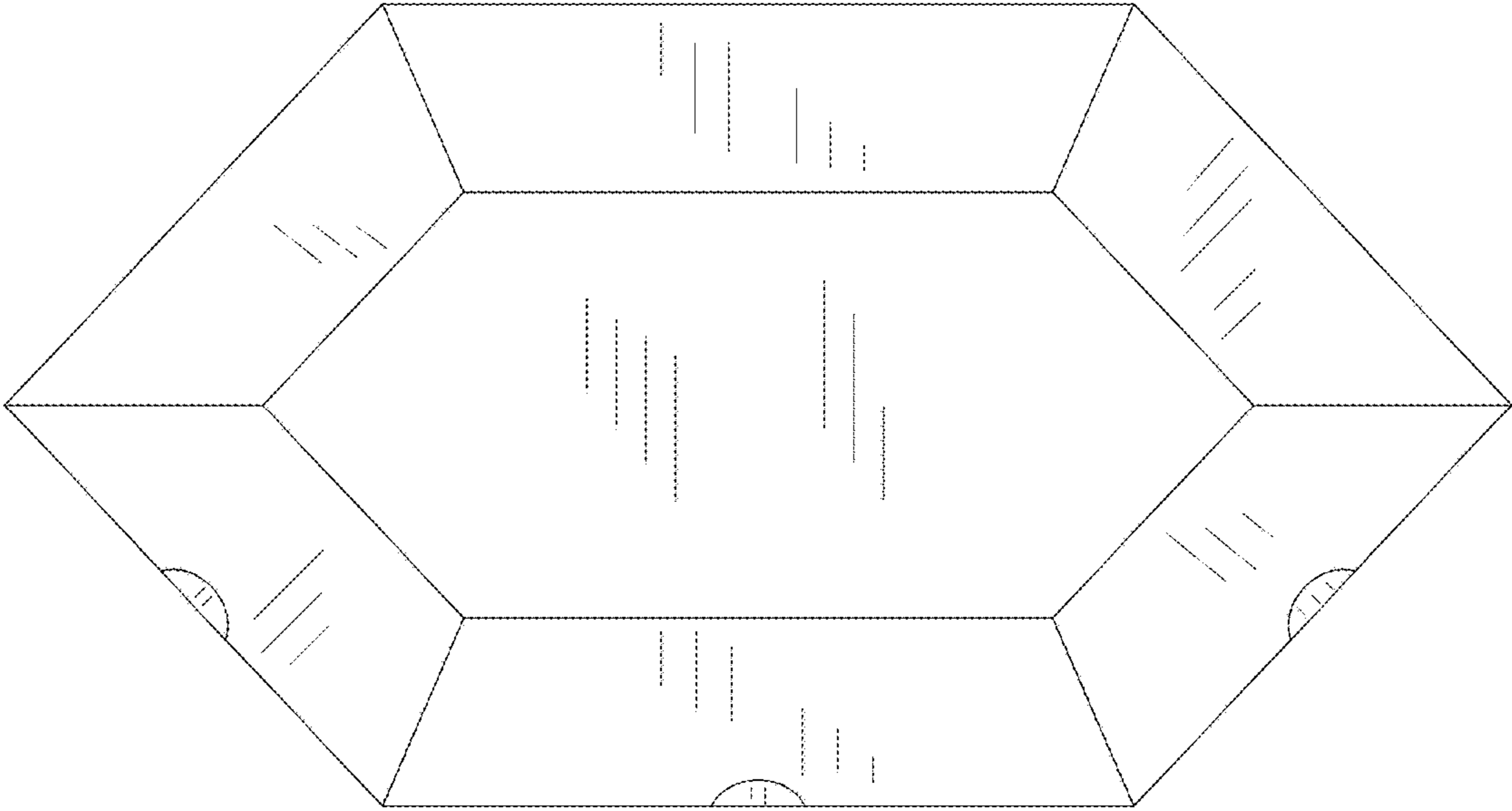


FIG. 8




FIG. 9

