



US00D805862S

(12) **United States Design Patent**  
**Blackmon**

(10) **Patent No.:** **US D805,862 S**

(45) **Date of Patent:** **\*\* Dec. 26, 2017**

(54) **VALVE REPAIR TOOL**

(71) Applicant: **Finis Michael Blackmon**, Lake Worth, TX (US)

(72) Inventor: **Finis Michael Blackmon**, Lake Worth, TX (US)

(73) Assignee: **M & K Tools, LLC**, Lake Worth, TX (US)

(\*\*) Term: **15 Years**

(21) Appl. No.: **29/574,580**

(22) Filed: **Aug. 17, 2016**

(51) **LOC (10) Cl.** ..... **08-05**

(52) **U.S. Cl.**  
USPC ..... **D8/14**

(58) **Field of Classification Search**  
USPC ..... D8/14, 16, 17, 21, 27; D10/64  
CPC ..... B25B 13/00; B25B 13/02; B25B 13/48;  
B25B 13/5033

See application file for complete search history.

(56) **References Cited**

**U.S. PATENT DOCUMENTS**

- 3,276,298 A \* 10/1966 Frank ..... B60B 29/008  
81/75
- D299,205 S \* 1/1989 Reese ..... D8/19
- D307,701 S \* 5/1990 Planchon ..... D8/40

- D399,715 S \* 10/1998 Budd, Sr. .... D8/17
- D422,466 S \* 4/2000 Kovach ..... D8/17
- D619,444 S \* 7/2010 Oyegoke ..... D8/349
- 8,347,767 B2 \* 1/2013 Whitaker ..... B25B 13/02  
81/120
- D764,244 S \* 8/2016 Brock ..... B25J 1/04  
D8/14
- 2012/0042755 A1 \* 2/2012 Whitaker ..... B25B 13/02  
81/437

\* cited by examiner

*Primary Examiner* — Phillip S Hyder

(74) *Attorney, Agent, or Firm* — Dunlap Bennett & Ludwig PLLC

(57) **CLAIM**

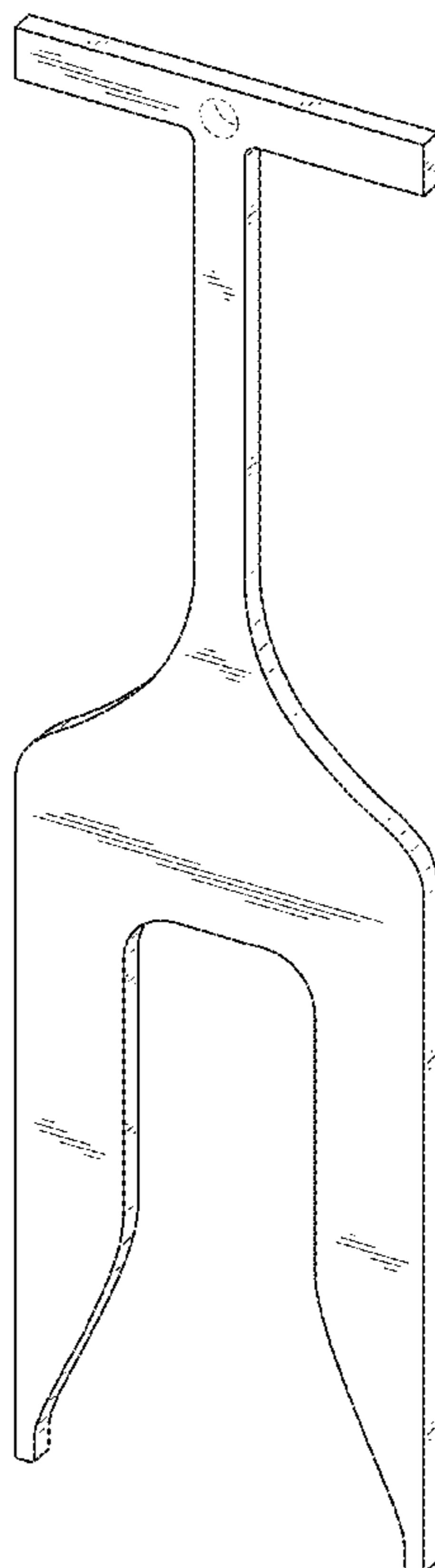
The ornamental design for a valve repair tool, as shown and described.

**DESCRIPTION**

FIG. 1 is a perspective view of a valve repair tool;  
 FIG. 2 is a front elevation view of FIG. 1, the rear elevation view being a mirror image thereof;  
 FIG. 3 is a left side elevation view of FIG. 1, the right side elevation view being a mirror image thereof;  
 FIG. 4 is a top plan view of FIG. 1; and,  
 FIG. 5 is a bottom plan view of FIG. 1.

The broken lines shown in the drawings depict portions of the valve repair tool that form no part of the claimed design.

**1 Claim, 2 Drawing Sheets**



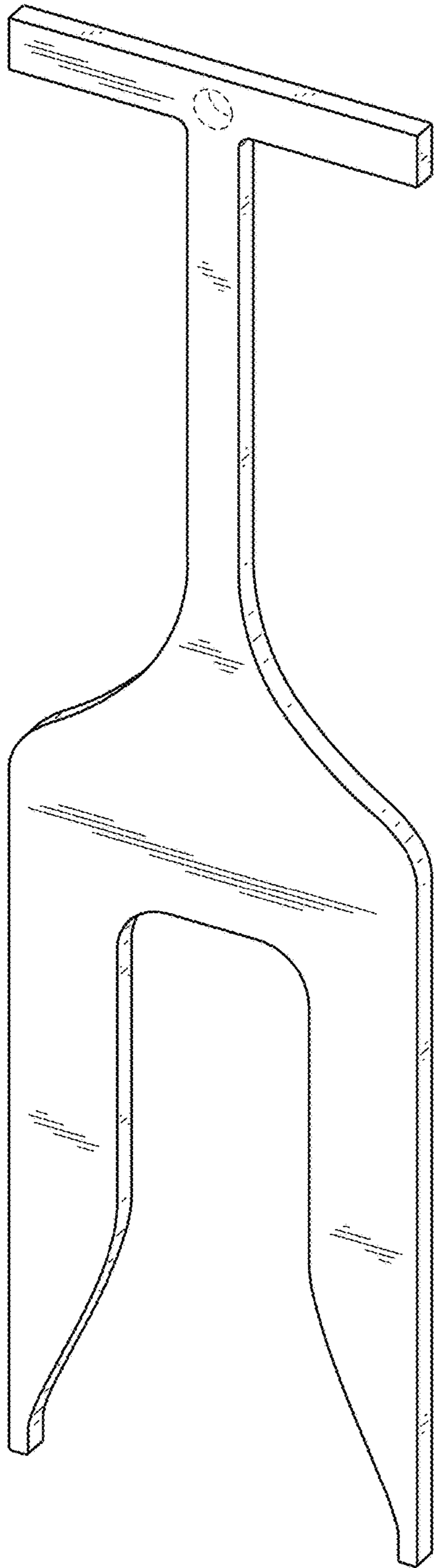


FIG. 1

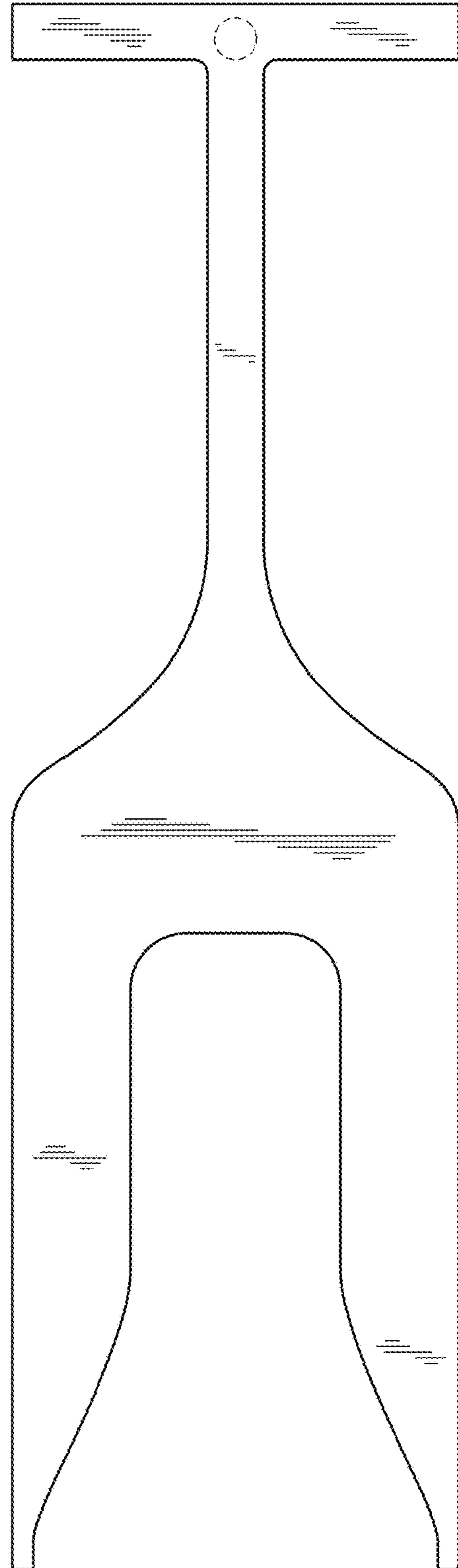


FIG. 2



FIG. 3



FIG. 4



FIG. 5