



US00D805853S

(12) **United States Design Patent** (10) **Patent No.:** **US D805,853 S**  
**Waskow** (45) **Date of Patent:** **\*\* Dec. 26, 2017**

(54) **THERMALLY INSULATED CUP WITH INTEGRATED GRIP**

D679,142 S \* 4/2013 Allen ..... D7/510  
D700,015 S \* 2/2014 Audet ..... D7/396.2  
D781,106 S \* 3/2017 Boroski ..... D7/511  
2008/0203007 A1\* 8/2008 Jang ..... C02F 1/002  
210/348

(71) Applicant: **Bryan Waskow**, Decorah, IA (US)

(72) Inventor: **Bryan Waskow**, Decorah, IA (US)

(73) Assignee: **GRIZZLY COOLERS, LLC**, Decorah, IA (US)

(\*\*) Term: **15 Years**

(21) Appl. No.: **29/565,680**

(22) Filed: **May 24, 2016**

(51) **LOC (10) Cl.** ..... **07-01**

(52) **U.S. Cl.**  
USPC ..... **D7/608; D7/510**

(58) **Field of Classification Search**  
USPC ..... D7/605–608, 509–511  
CPC ..... A47G 19/2205; A47G 19/22; A47G 19/2227; A47G 19/2255; A47G 19/2288; A45F 3/16; A45F 3/20; A45C 11/20; B65D 25/28; B65D 50/02; B25B 13/52; B67B 7/00; B67B 7/14; B67B 7/16  
See application file for complete search history.

(56) **References Cited**

**U.S. PATENT DOCUMENTS**

D376,729 S \* 12/1996 Maki ..... D7/509  
D398,479 S \* 9/1998 Vultaggio ..... D7/511  
D457,035 S 5/2002 Hurlbut  
D492,546 S \* 7/2004 Bodum ..... D7/510  
D501,362 S \* 2/2005 Gauss ..... D7/509  
D516,864 S \* 3/2006 Kleckauskas ..... D7/507  
D658,443 S \* 5/2012 Chiu ..... D7/507

**OTHER PUBLICATIONS**

<http://wiredmonk.com/wp-content/uploads/2014/11/Purple-Easy-Grip-Travel-Mug.png>  
<http://thumbs2.ebaystatic.com/d/l225/m/m2RTqIZR21Qi9YL4YhipUbA.jpg>  
<http://homeonline24.com/image/catalog/kitchen/cup/280ml-stain-less-steel-thermos-travel-coffee-insulated-tea-mug-tumbler-cup-car-pink.jpg>

\* cited by examiner

*Primary Examiner* — Terry A Wallace  
(74) *Attorney, Agent, or Firm* — Raj Abhyanker, P.C.

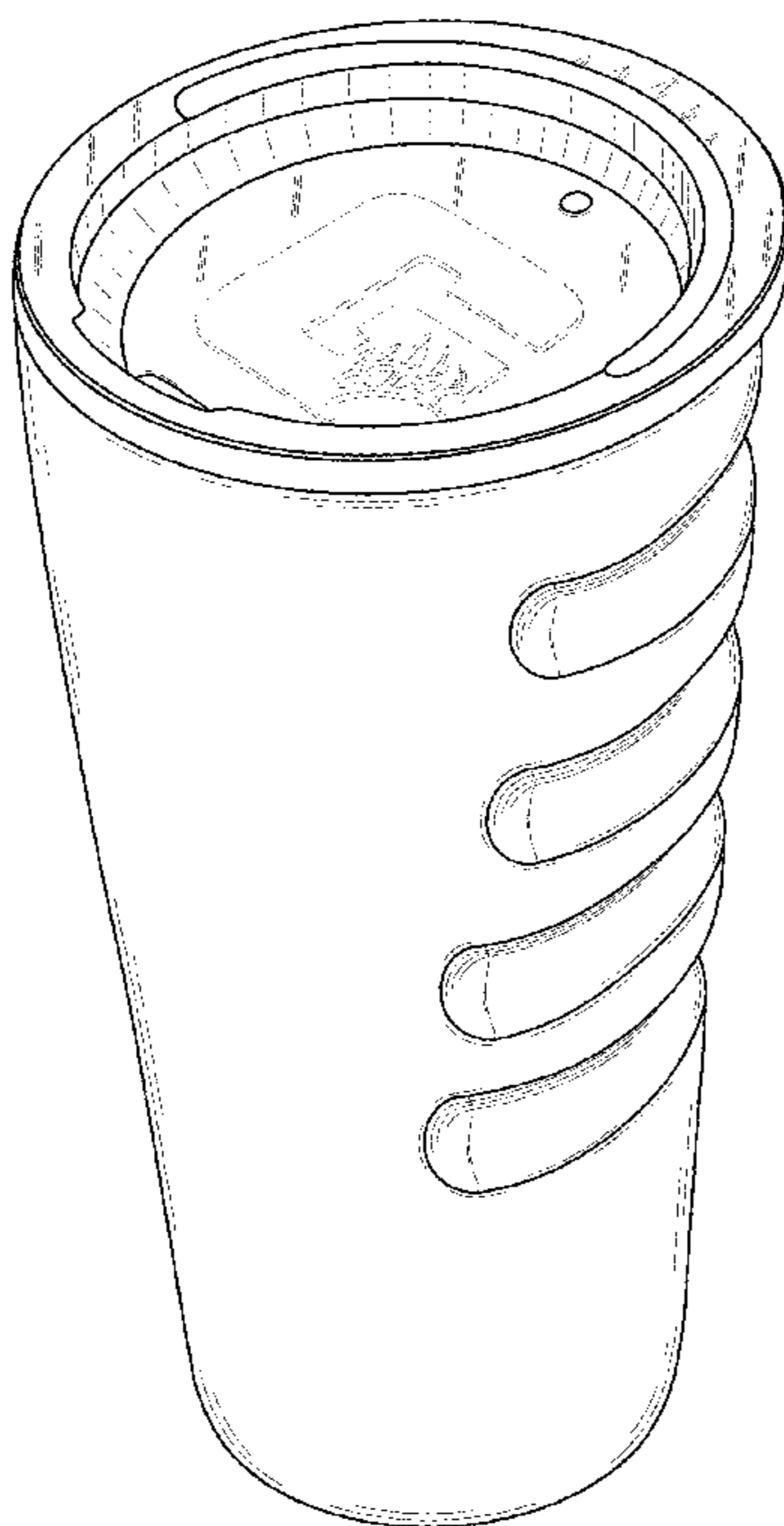
(57) **CLAIM**


The ornamental design for a thermally insulated cup with integrated grip, as shown and described.

**DESCRIPTION**

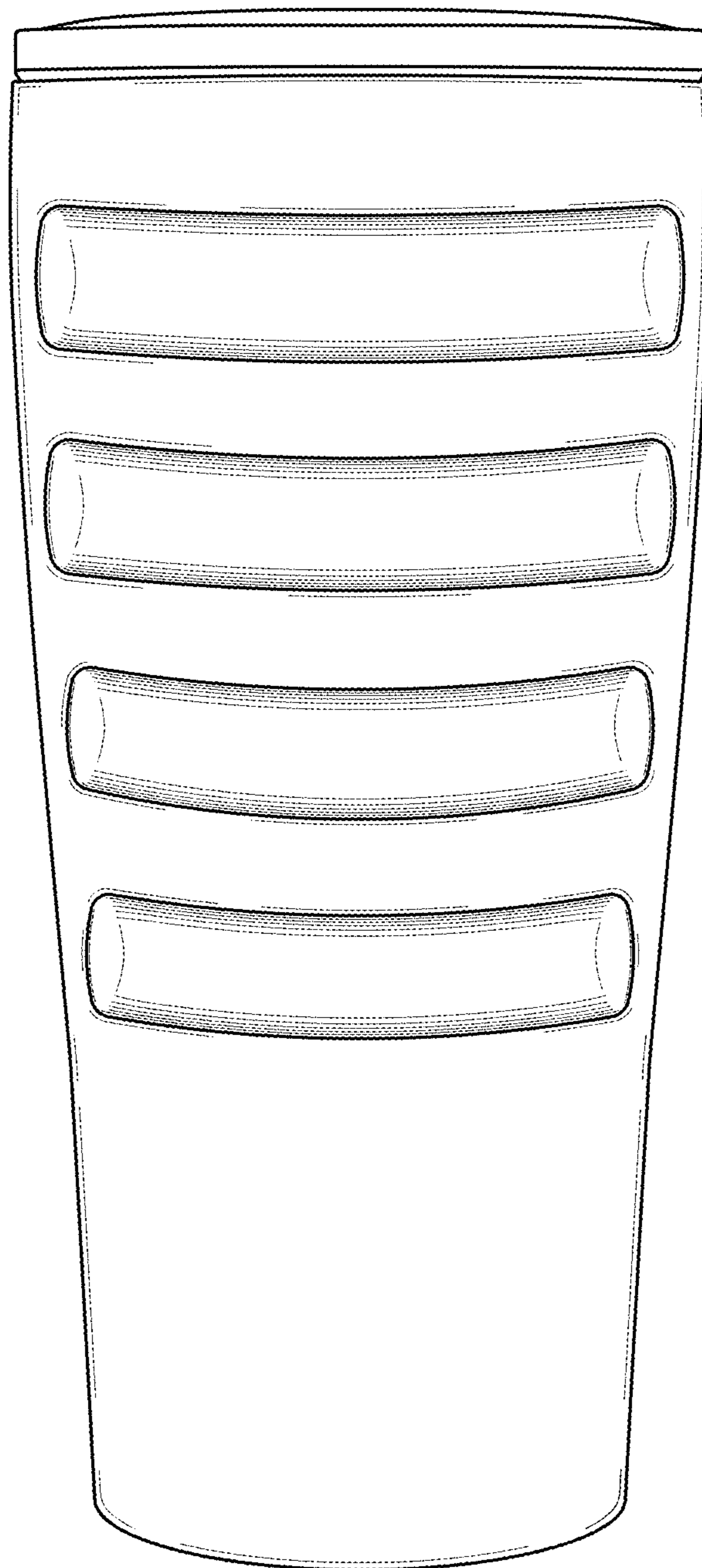
FIG. 1 is a front-left top perspective view for a thermally insulated cup with integrated grip, showing my new design; FIG. 2 is a front elevational view of FIG. 1 thereof; FIG. 3 is a rear elevational view of FIG. 1 thereof; FIG. 4 is a left side elevational view of FIG. 1 thereof; FIG. 5 is a right side elevational view of FIG. 1 thereof; FIG. 6 is a top plan view of FIG. 1 thereof; and, FIG. 7 is a bottom plan view of FIG. 1 thereof. The broken lines indicate unclaimed portions of the design and form no part of the claimed design.

**1 Claim, 6 Drawing Sheets**

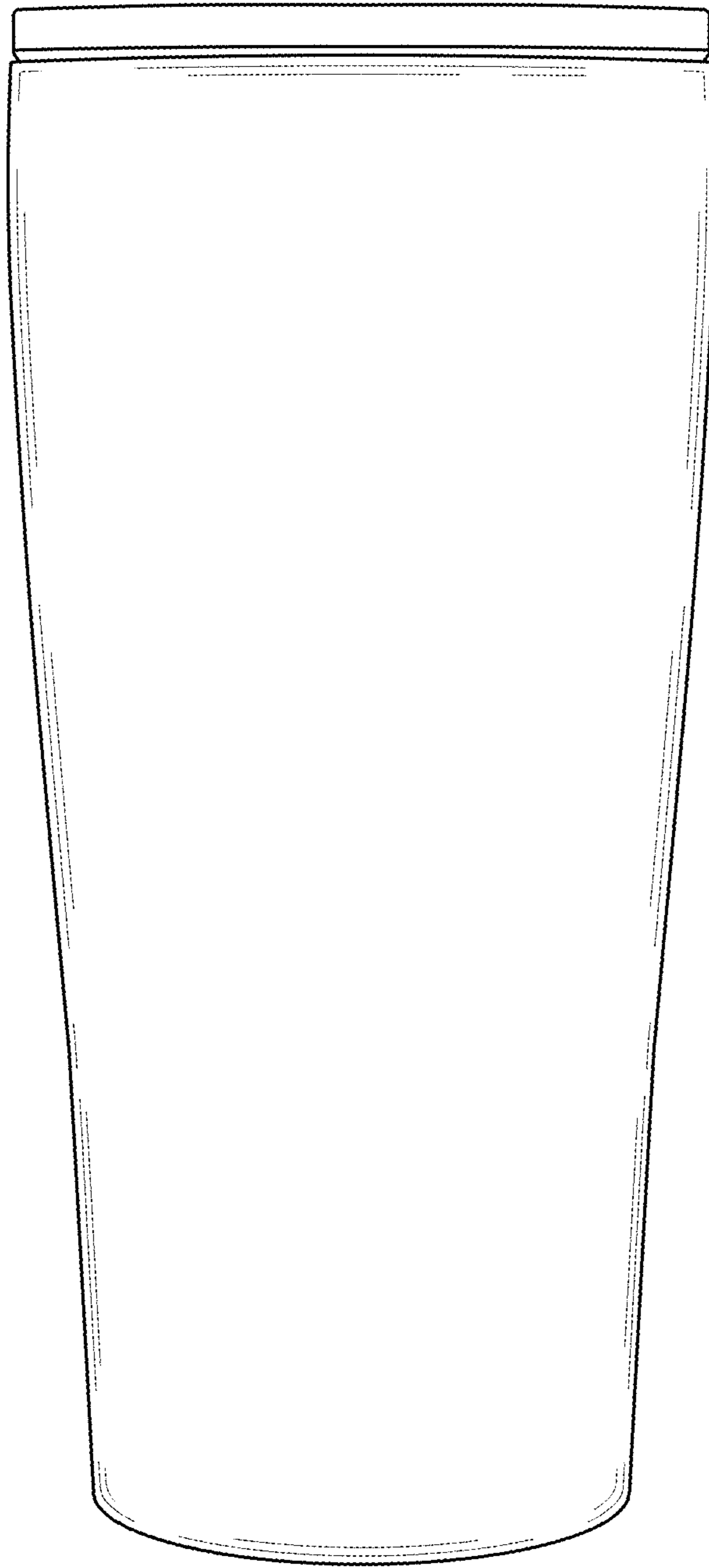




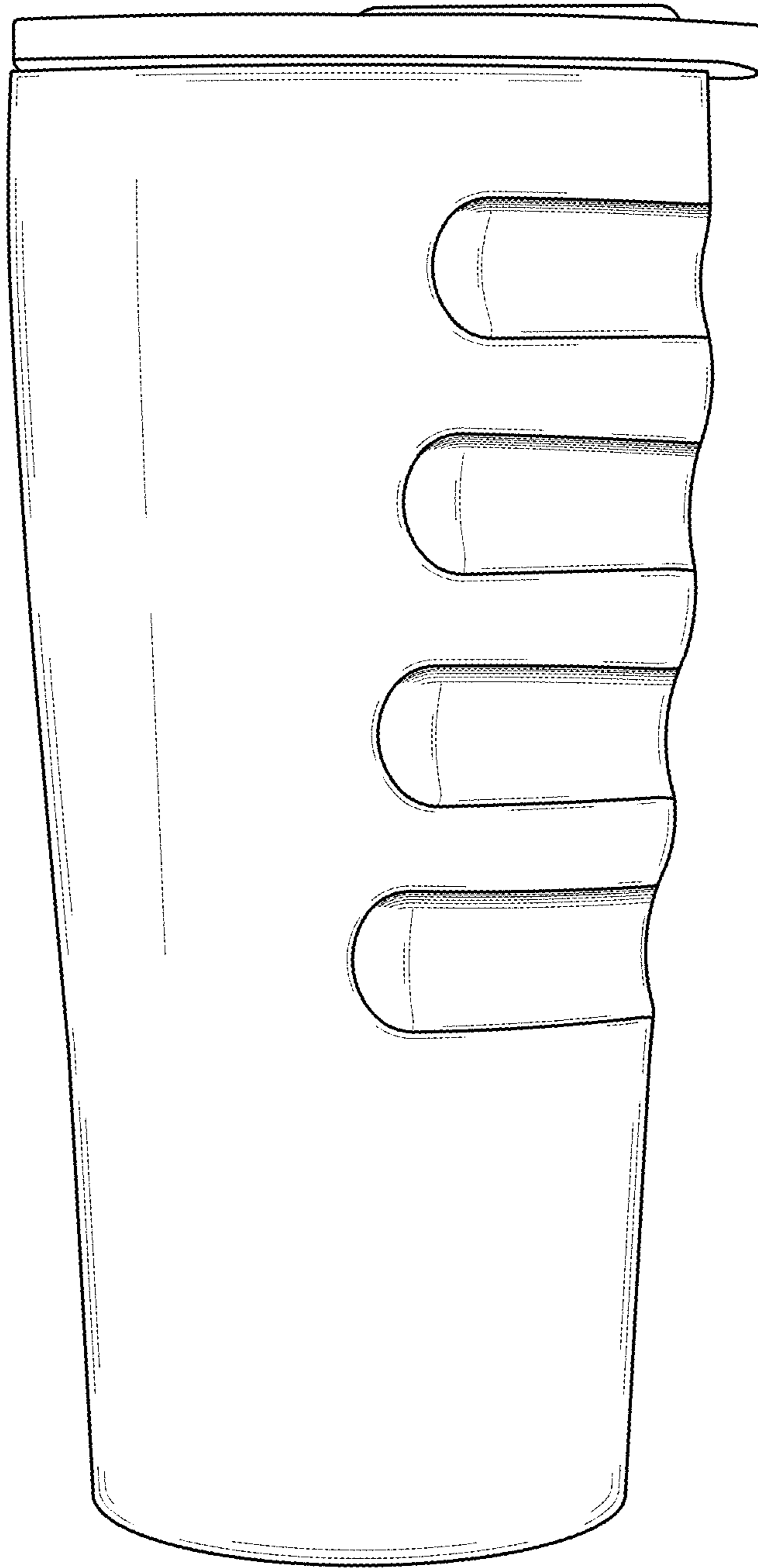
**FIG. 1**



**FIG. 2**



**FIG. 3**



**FIG. 4**




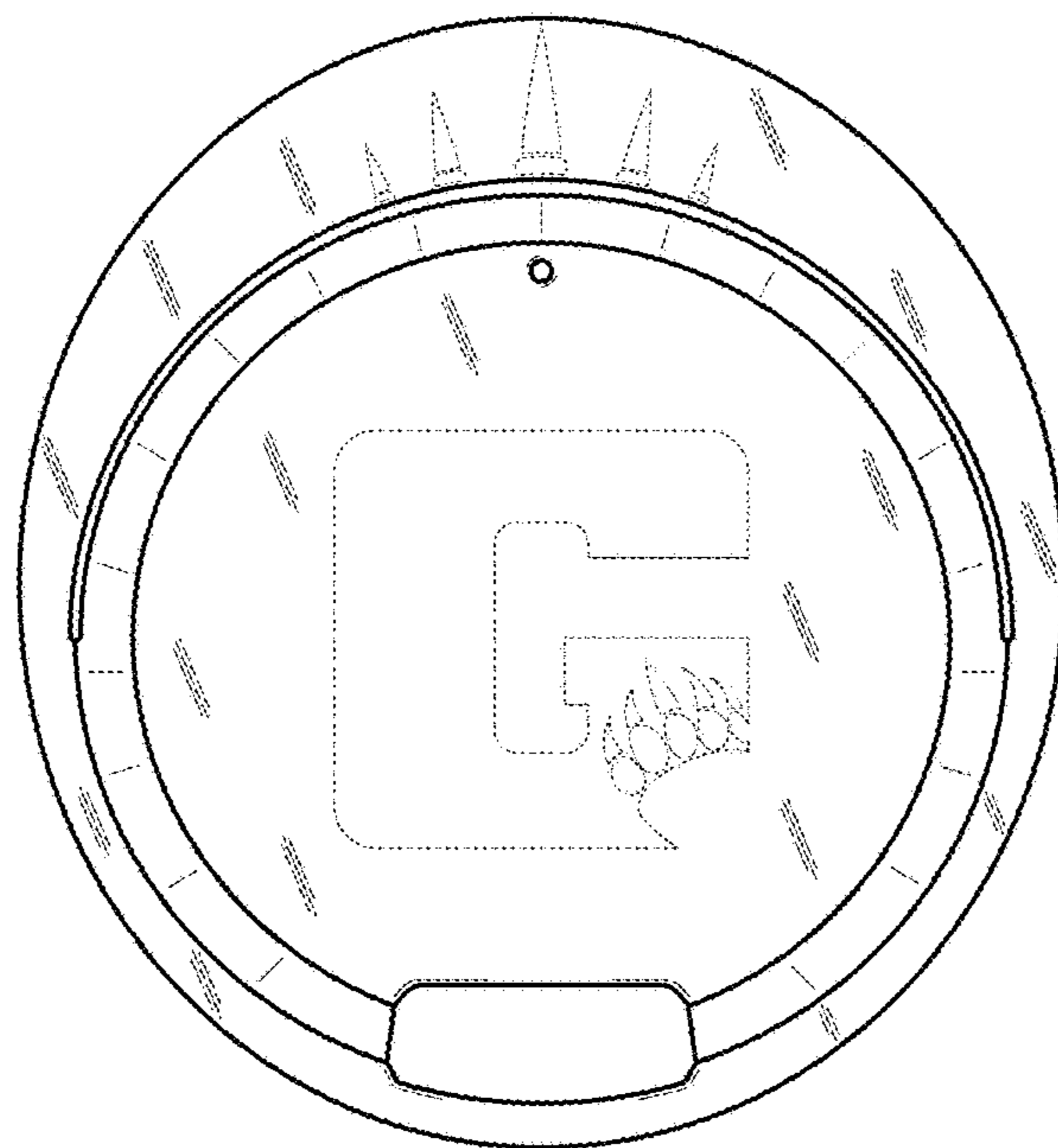
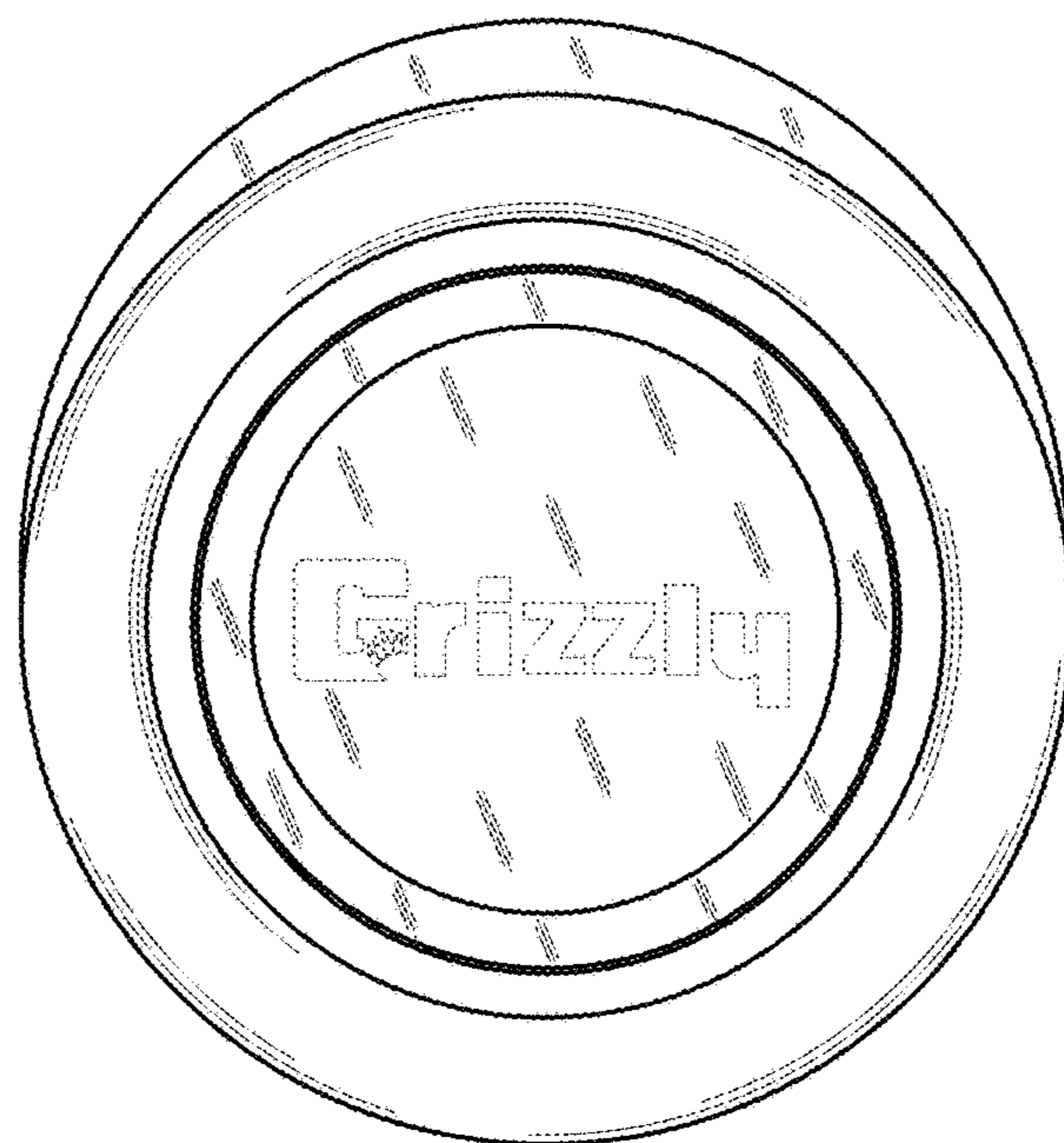


FIG. 5



**FIG. 6**



**FIG. 7**