



US00D805849S

(12) **United States Design Patent** (10) **Patent No.:** **US D805,849 S**
Logan (45) **Date of Patent:** **** Dec. 26, 2017**

(54) **RECTANGULAR CAKE PLATE**

(71) Applicant: **Cheryl Logan**, Pendergrass, GA (US)

(72) Inventor: **Cheryl Logan**, Pendergrass, GA (US)

(**) Term: **14 Years**

(21) Appl. No.: **29/517,659**

(22) Filed: **Feb. 14, 2015**

D158,397 S 5/1950 Llebel
3,236,389 A 2/1966 Murdock
D318,399 S 7/1991 De Are
D328,408 S 8/1992 De Are
D346,528 S 5/1994 Crawford et al.
D353,517 S 12/1994 Hillman
D365,502 S 12/1995 Runge
D385,750 S 11/1997 Ilaria et al.
D422,456 S 4/2000 Krueger
D457,785 S 5/2002 Johnson
D473,756 S 4/2003 Cautereels
D500,430 S 1/2005 Walton et al.

(Continued)

Related U.S. Application Data

(60) Division of application No. 29/432,579, filed on Sep. 17, 2012, now Pat. No. Des. 729,589, which is a continuation-in-part of application No. 29/392,708, filed on May 25, 2011, now abandoned, and a continuation-in-part of application No. 29/392,709, filed on May 25, 2011, now abandoned, and a continuation-in-part of application No. 29/394,765, filed on Jun. 21, 2011, now abandoned, and a continuation-in-part of application No. 29/394,105, filed on Jun. 13, 2011, now abandoned.

(51) **LOC (10) Cl.** **07-01**

(52) **U.S. Cl.**
USPC **D7/558**

(58) **Field of Classification Search**

USPC D7/555, 587, 557, 584, 586, 582, 550.1,
D7/552.2, 553.1, 553.2, 553.4–554.4, 502,
D7/538–543, 585, 410, 354, 549, 500,
D7/501, 505, 558, 357, 610; D6/309;
D30/123; D9/424; 220/574–575
CPC A47G 19/02; A47G 19/022; A47G 19/03
See application file for complete search history.

(56) **References Cited**

U.S. PATENT DOCUMENTS

D66,465 S 8/1924 Duncan
D152,558 S 2/1949 Paolino
D156,017 S 11/1949 Lewis

OTHER PUBLICATIONS

Notice of Allowability for a Design Application dated Oct. 31, 2014 for U.S. Appl. No. 29/432,579.

(Continued)

Primary Examiner — Susan Bennett Hattan

Assistant Examiner — Brett Miller

(57)

CLAIM

The ornamental design for a rectangular cake plate, as shown and described.

DESCRIPTION

FIG. 1 is a front elevational view of another rectangular cake plate.

FIG. 2 is a rear elevational view of a rectangular cake plate.

FIG. 3 is a left side elevational view of a rectangular cake plate.

FIG. 4 is a right side elevational view of a rectangular cake plate.

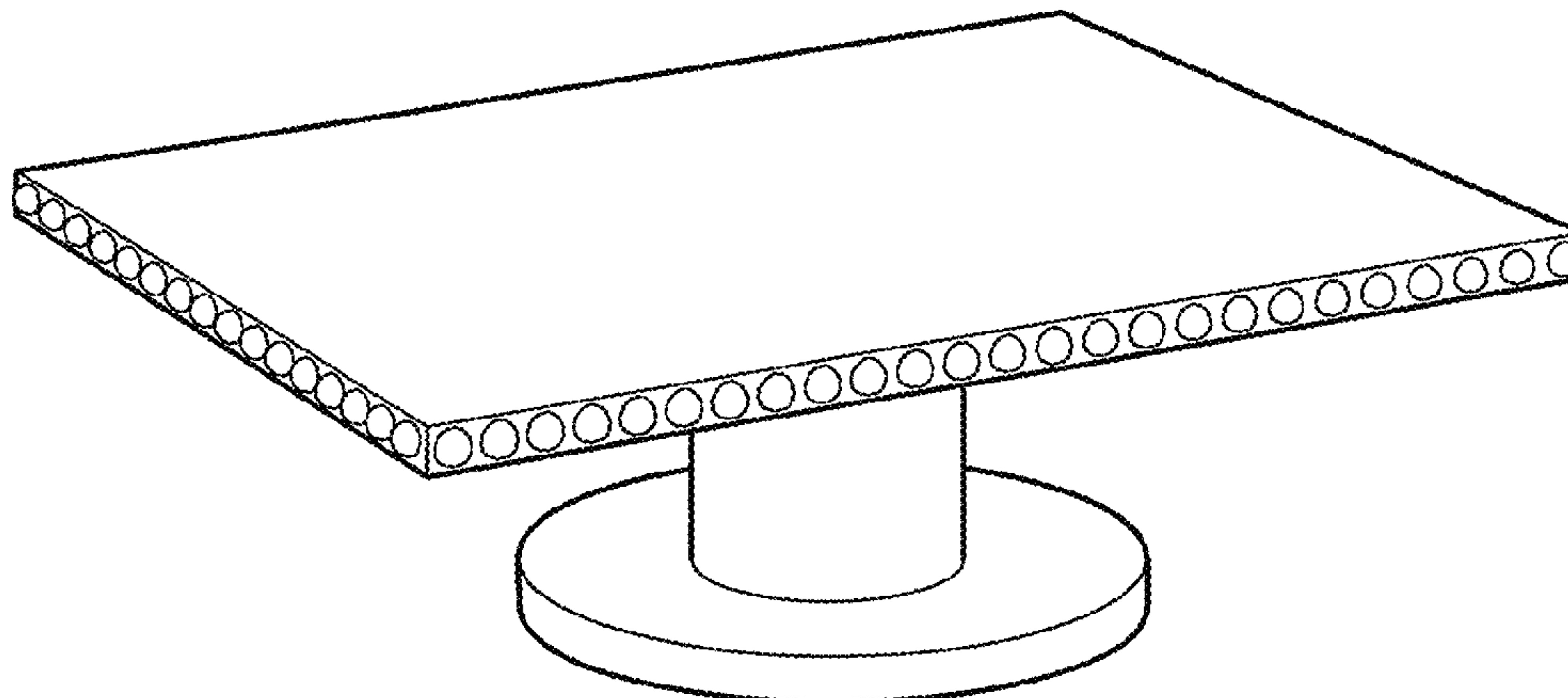
FIG. 5 is a bottom plan view of a rectangular cake plate.

FIG. 6 is a top plan view of a rectangular cake plate; and,

FIG. 7 is a perspective view of a rectangular cake plate.

The broken lines depict portions of the cake plate that form no part of the claimed design.

1 Claim, 7 Drawing Sheets



(56)

References Cited

U.S. PATENT DOCUMENTS

D507,933 S 8/2005 Carmichael
7,387,283 B2 6/2008 Franczyk
D579,264 S 10/2008 Simon et al.
D596,447 S 7/2009 Cubillos
D604,109 S 11/2009 Madagan
D614,002 S 4/2010 Heap
D666,457 S 9/2012 Logan
D696,896 S 1/2014 Weskamp et al.
D699,076 S * 2/2014 Harris D7/555
D729,589 S * 5/2015 Logan D7/558

OTHER PUBLICATIONS

Corrected Notice of Allowability for a Design Application dated
Apr. 7, 2015 for U.S. Appl. No. 29/432,579.

Office Action dated Jun. 6, 2014 for U.S. Appl. No. 29/432,579.
Office Action dated Feb. 24, 2014 for U.S. Appl. No. 29/432,579.
Office Action dated May 16, 2012 for U.S. Appl. No. 29/394,765.
Notice of Allowability for a Design Application dated Jan. 12, 2012
for U.S. Appl. No. 29/393,473.
Notice of Allowance and Fee(s) Due dated Jan. 18, 2012 for U.S.
Appl. No. 29/393,473.
Office Action dated Jan. 2012 for U.S. Appl. No. 29/392,708.
Office Action dated May 15, 2012 for U.S. Appl. No. 29/392,708.
Office Action dated Jan. 19, 2012 for U.S. Appl. No. 29/392,709.
Office Action dated May 16, 2012 for U.S. Appl. No. 29/392,709.
U.S. Appl. No. 29/392,709 Applicant-Initiated Interview dated Jun.
21, 2012. Applicant-Initiated interview Summary dated Jun. 26,
2012.
Office Action dated Jan. 12, 2012 for U.S. Appl. No. 29/394,105.
Office Action dated May 16, 2012 for U.S. Appl. No. 29/394,105.
Office Action dated Jan. 12, 2012 for U.S. Appl. No. 29/394,765.

* cited by examiner




FIG. 1

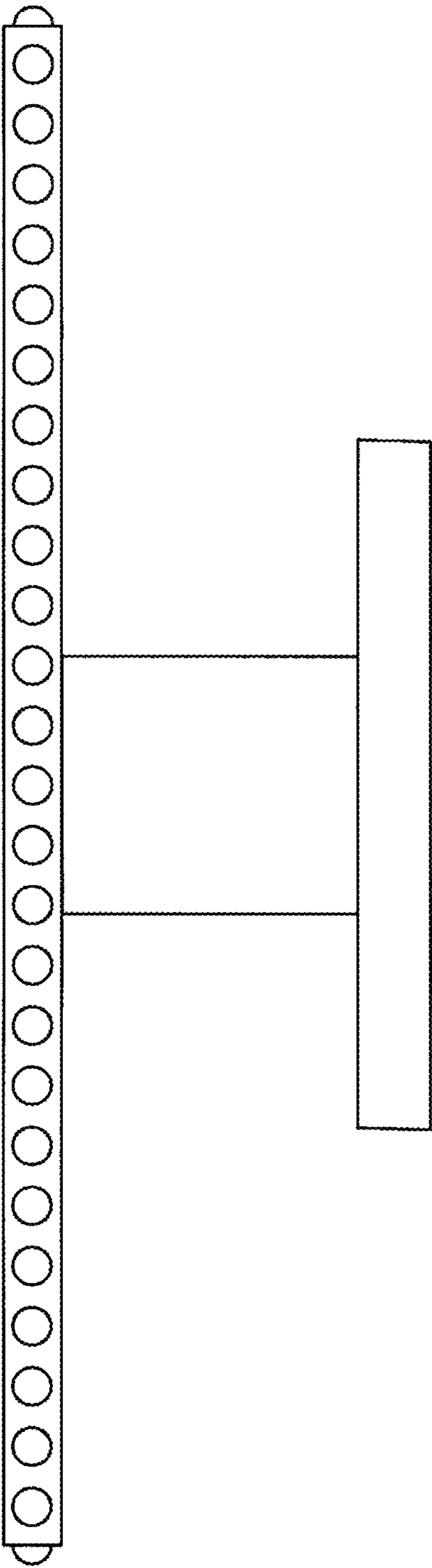


FIG. 2

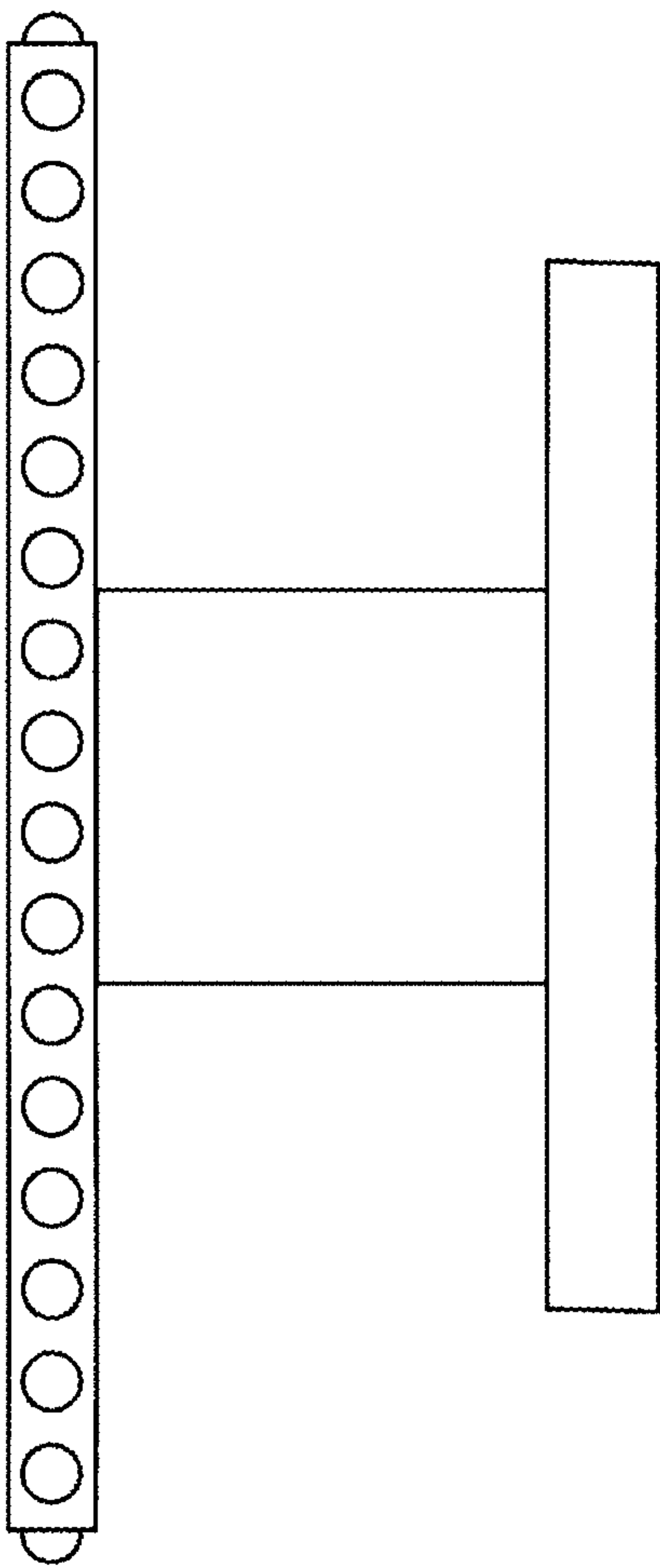


FIG. 3




FIG. 4

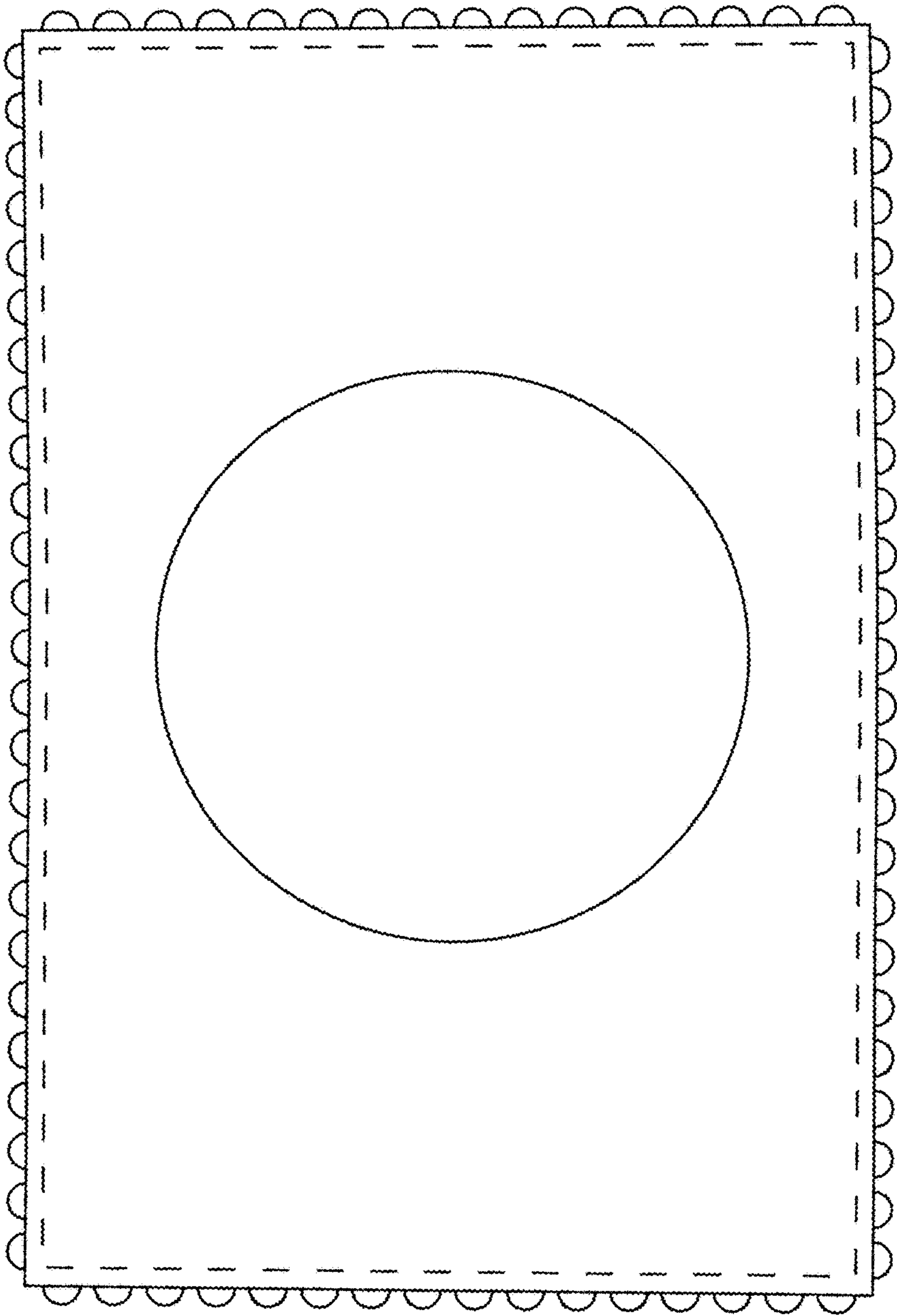


FIG. 5




FIG. 6

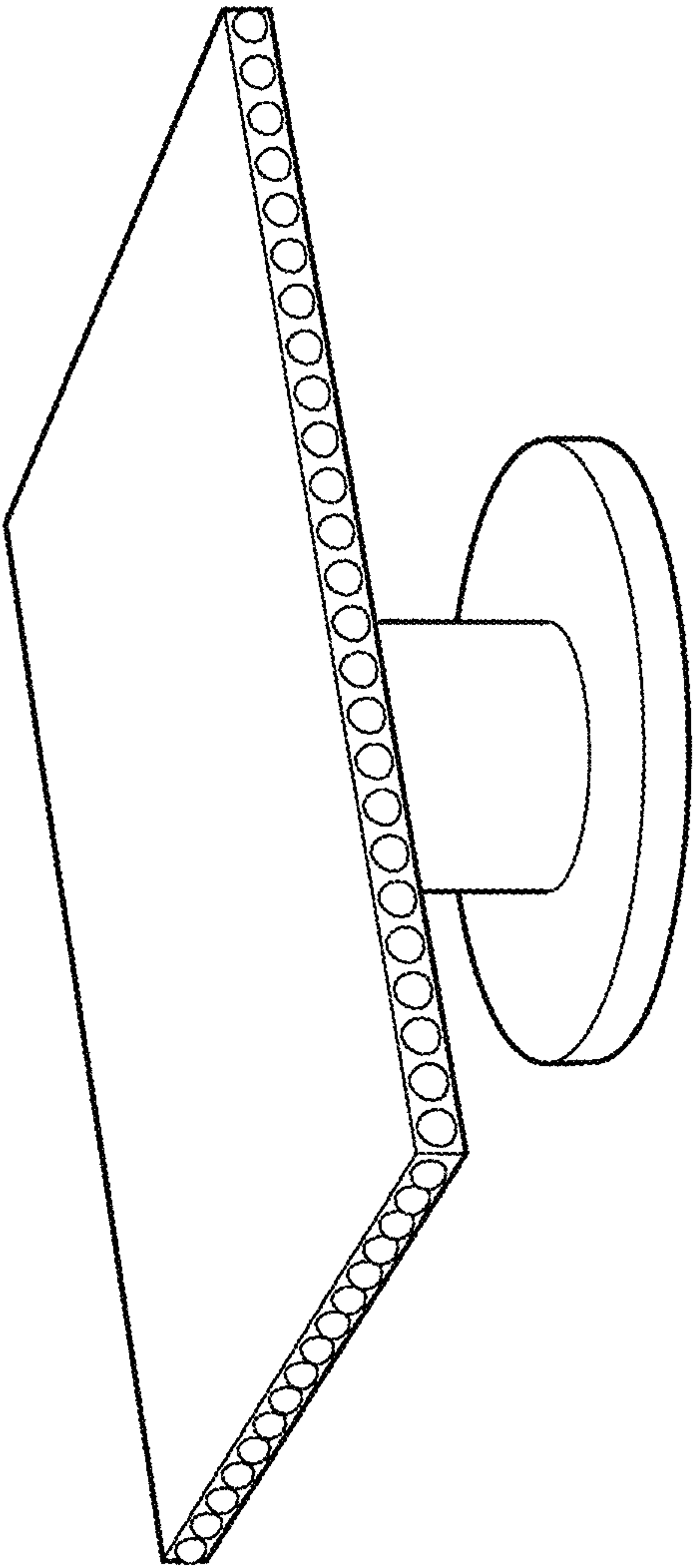


FIG. 7