



US00D805833S

(12) **United States Design Patent** (10) **Patent No.:** **US D805,833 S**  
**Baacke et al.** (45) **Date of Patent:** **\*\* Dec. 26, 2017**

(54) **BUILT-IN HOME APPLIANCE**  
(71) Applicant: **BSH Bosch und Siemens Hausgeräte GmbH**, Munich (DE)  
(72) Inventors: **Sven Baacke**, München (DE); **Janina Fey**, München (DE); **Gerd Wilsdorf**, Olching (DE)  
(73) Assignee: **BSH Hausgeräte GmbH**, Munich (DE)  
(\*\*) Term: **14 Years**

D604,988 S \* 12/2009 Yalcin ..... D7/349  
D611,755 S \* 3/2010 Yalcin ..... D7/349  
D611,756 S \* 3/2010 Yalcin ..... D7/349  
D627,593 S \* 11/2010 Lee ..... D7/340  
D646,112 S \* 10/2011 Park ..... D7/348  
D664,388 S \* 7/2012 Park ..... D7/348  
D669,297 S \* 10/2012 Tanaka ..... D7/349  
D690,994 S \* 10/2013 Baek ..... D7/405  
D710,646 S \* 8/2014 Borjesson ..... D7/349  
D745,310 S \* 12/2015 Funnell, II ..... D7/349  
D750,414 S \* 3/2016 Funnell, II ..... D7/348  
D770,839 S \* 11/2016 Shoemaker ..... D7/348  
D777,502 S \* 1/2017 Fuller ..... D7/339

(Continued)

(21) Appl. No.: **29/526,332**  
(22) Filed: **May 8, 2015**

*Primary Examiner* — Mitchell Siegel  
(74) *Attorney, Agent, or Firm* — Michael E. Tschupp;  
Andre Pallapies; Brandon G. Braun

**Related U.S. Application Data**

(62) Division of application No. 29/445,436, filed on Feb. 12, 2013, now Pat. No. Des. 736,028.

(57) **CLAIM**

The ornamental design for a built-in home appliance, as shown and described.

(30) **Foreign Application Priority Data**

Aug. 16, 2012 (EM) ..... 001341598

(51) **LOC (10) Cl.** ..... **07-02**

(52) **U.S. Cl.**  
USPC ..... **D7/348**

(58) **Field of Classification Search**  
USPC ..... D7/339–349  
CPC ..... F24C 3/00–3/14; F24C 7/00–7/105; F24C 14/00–14/025; F24C 15/00–15/18  
See application file for complete search history.

**DESCRIPTION**

FIG. 1 is a front perspective view of a built-in home appliance showing an embodiment of our new design; FIG. 2 is a front view thereof; FIG. 3 is a rear view thereof; FIG. 4 is a top view thereof; FIG. 5 is a bottom view thereof; FIG. 6 is a right side view thereof; and, FIG. 7 is a left side view thereof.

Throughout the various figures of the drawings, certain views may not be provided. The omission of a particular view is intended to convey that the element(s) depicted is/are plain and unornamented in that omitted view, or that the particular ornamental appearance in that view is simply not claimed.

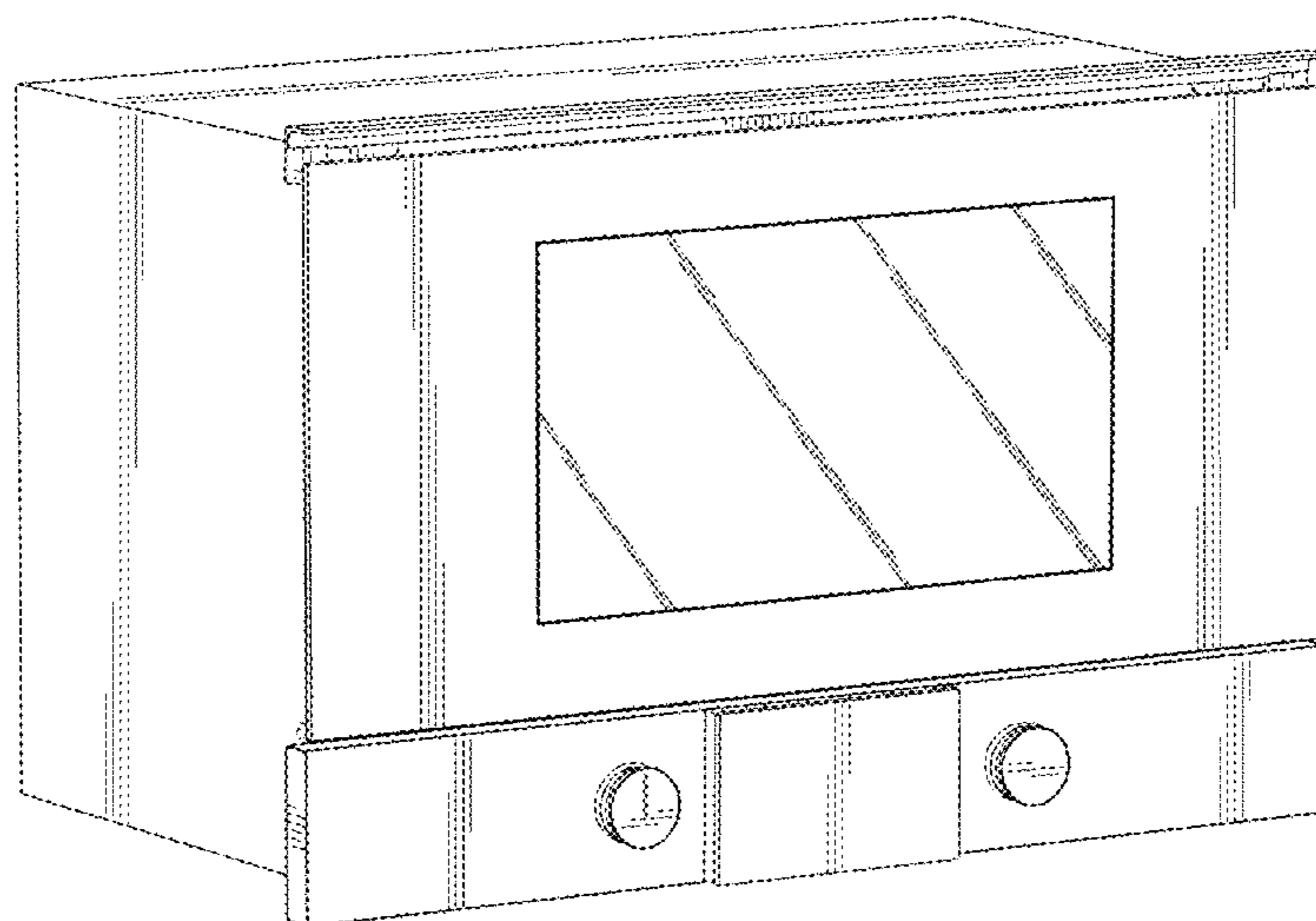
The broken lines showing environment or structure are for illustrative purposes only and form no part of the claimed design.

(56) **References Cited**

**U.S. PATENT DOCUMENTS**

D443,178 S \* 6/2001 Segers ..... D7/349  
D523,685 S \* 6/2006 Jung ..... D7/340  
D530,561 S \* 10/2006 Kim ..... D7/351  
D541,578 S \* 5/2007 Jeon ..... D7/350.1  
D580,698 S \* 11/2008 Kim ..... D7/348

**1 Claim, 7 Drawing Sheets**



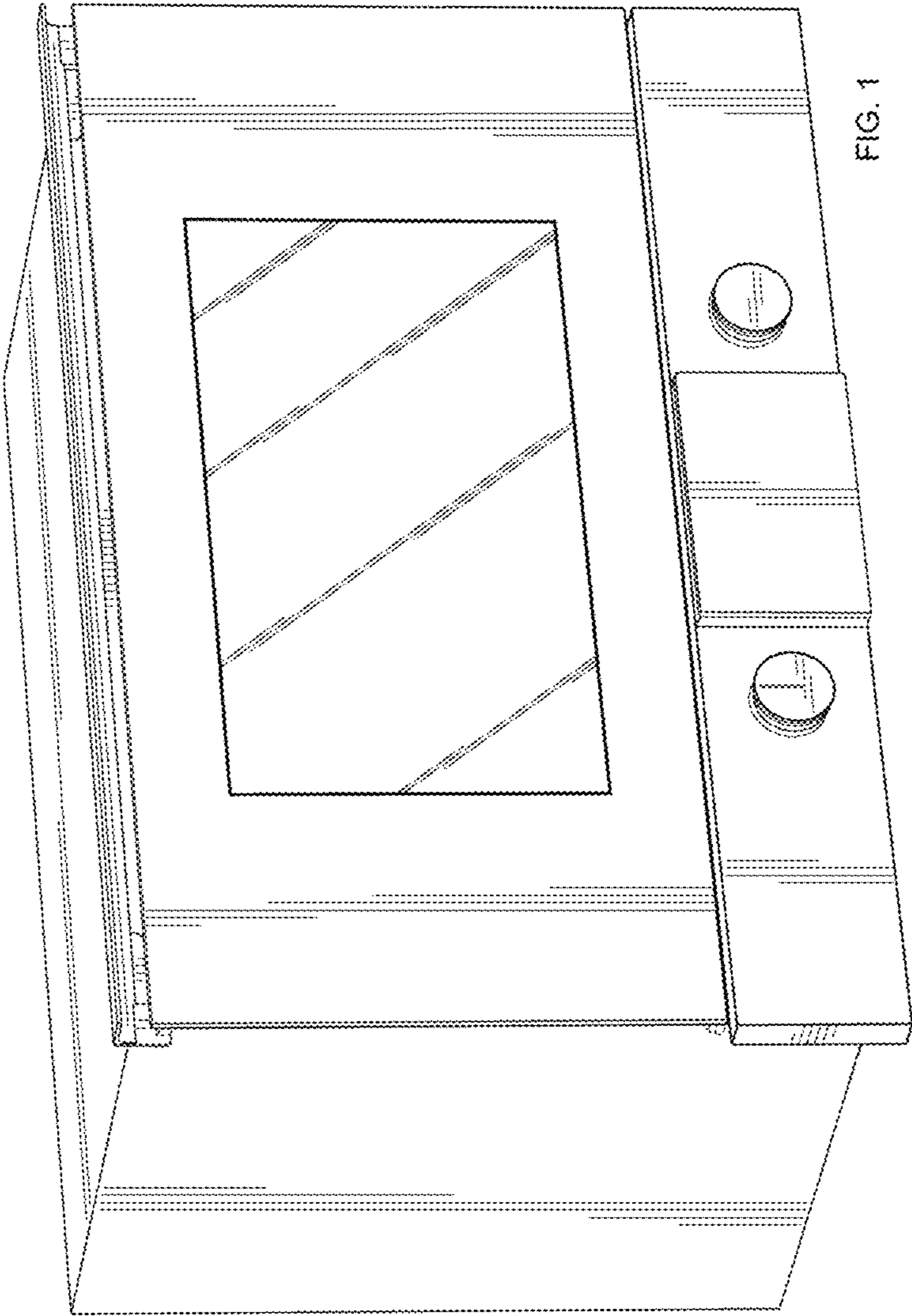
(56)

**References Cited**

U.S. PATENT DOCUMENTS

D784,751 S \* 4/2017 Funnell, II ..... D7/348  
D784,752 S \* 4/2017 Funnell, II ..... D7/348  
D786,611 S \* 5/2017 Funnell, II ..... D7/348

\* cited by examiner



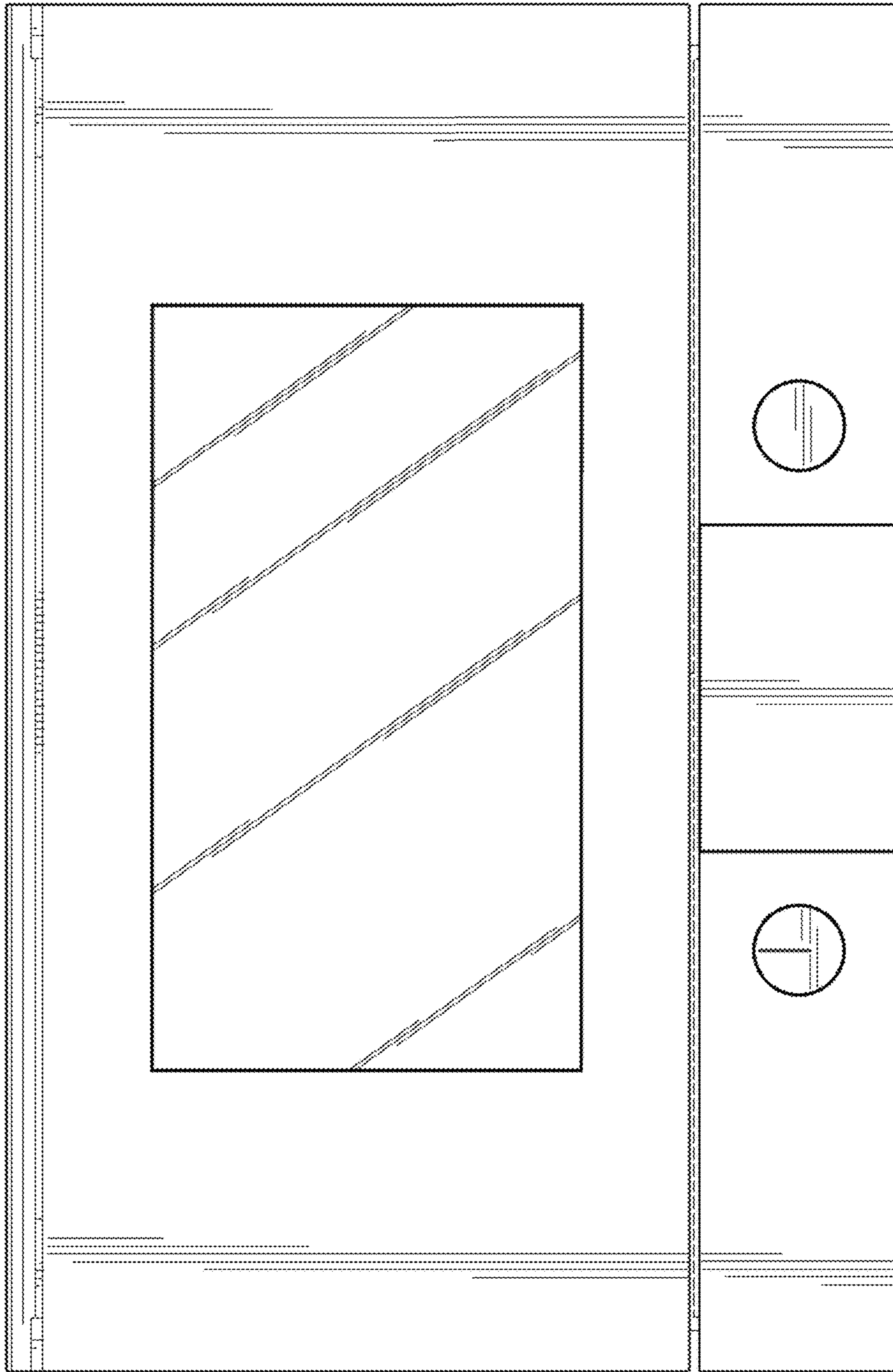


FIG. 2






FIG. 3

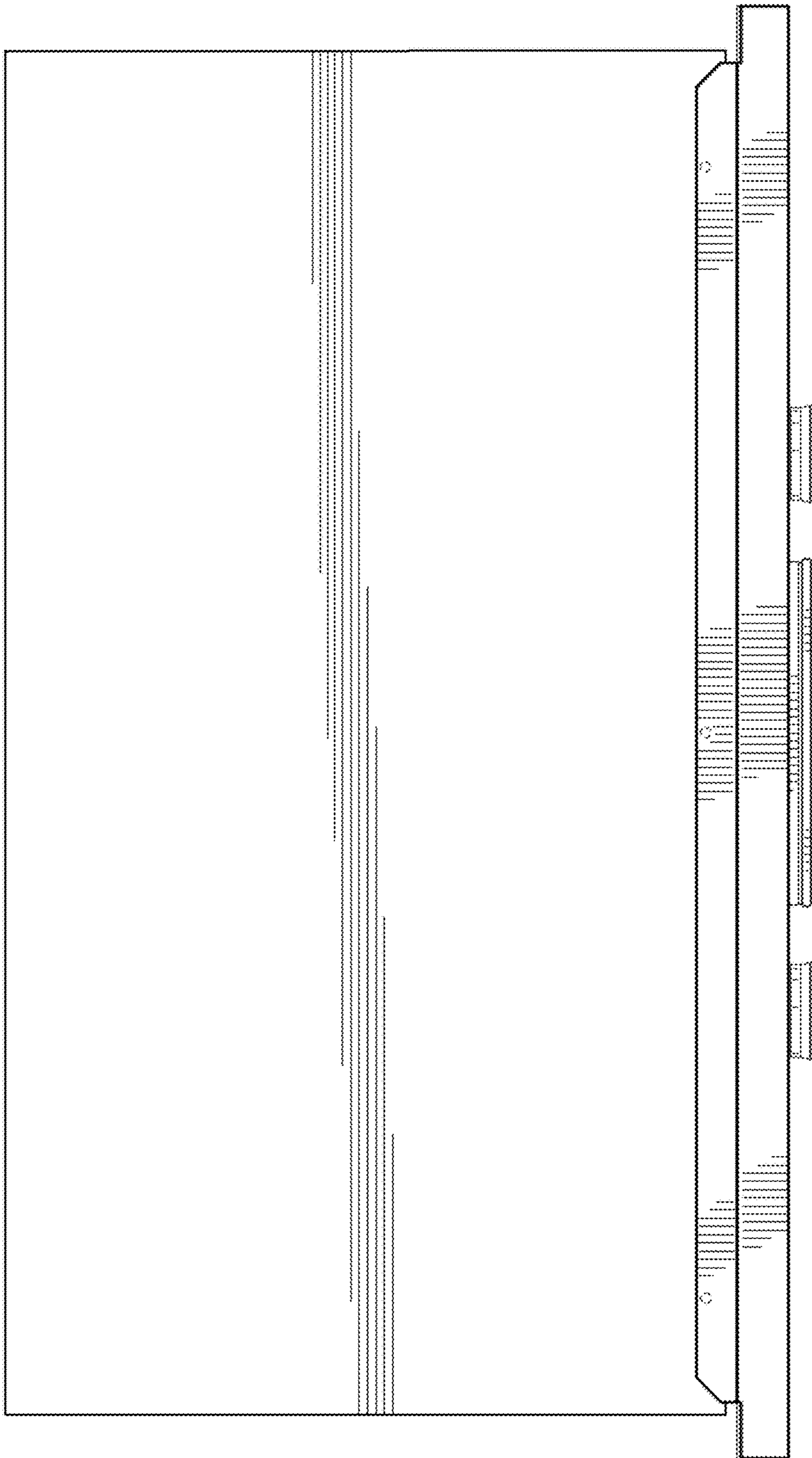


FIG. 4



FIG. 5

FIG. 6

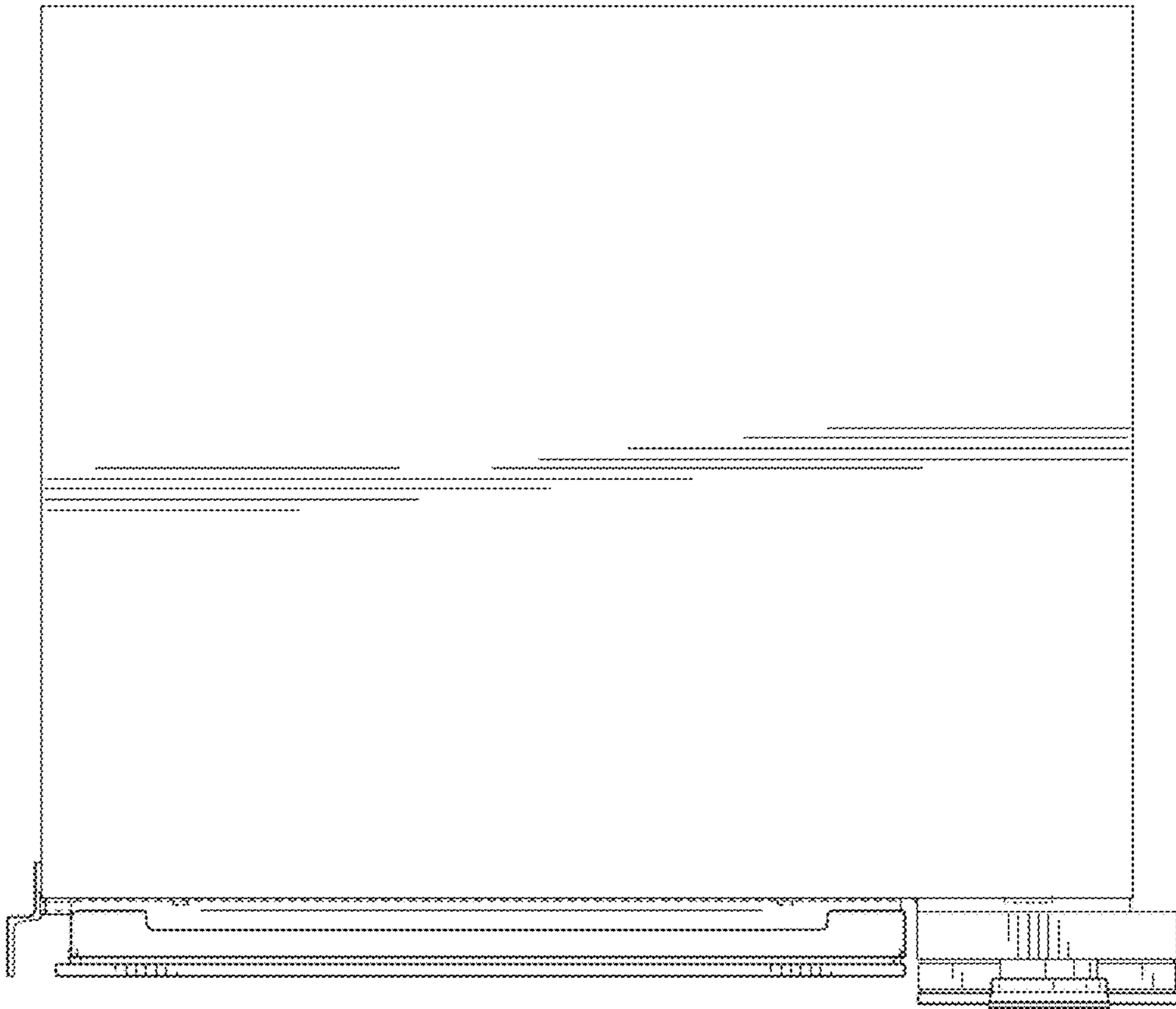




FIG. 7

