



US00D805817S

(12) **United States Design Patent** (10) **Patent No.:** **US D805,817 S**  
**Beckman et al.** (45) **Date of Patent:** **\*\* Dec. 26, 2017**

(54) **TABLE**  
(71) Applicant: **Target Brands, Inc.**, Minneapolis, MN (US)  
(72) Inventors: **Jennifer A. Beckman**, Minneapolis, MN (US); **Douglas Le'Spencer Walker**, Minneapolis, MN (US)  
(73) Assignee: **Target Brands, Inc.**, Minneapolis, MN (US)

D549,490 S \* 8/2007 Brimacombe ..... D6/663  
D563,117 S \* 3/2008 Mayer ..... D23/286  
D591,977 S \* 5/2009 Mayer ..... D6/671.1  
D632,929 S \* 2/2011 Lee ..... D7/606  
D717,082 S \* 11/2014 Dworman ..... D6/657  
D721,525 S \* 1/2015 Huang ..... D6/691.9  
D721,907 S \* 2/2015 Boll-Wilson ..... D6/691.9  
D721,909 S \* 2/2015 Huang ..... D6/691.9  
D761,364 S \* 7/2016 Summerville, Jr. .... D21/349

(\*\*) Term: **15 Years**

(21) Appl. No.: **29/573,073**

(22) Filed: **Aug. 2, 2016**

(51) **LOC (10) Cl.** ..... **06-01**

(52) **U.S. Cl.**  
USPC ..... **D6/691.1**

(58) **Field of Classification Search**  
USPC ..... D6/448, 480, 484, 606, 657, 663, 671.1, D6/686, 691.8, 691, 691.1, 691.9; 312/204; D21/349; D23/286  
CPC ..... A47B 21/00; A47B 3/12; A47B 13/04; A47B 7/00; A47B 83/001; B43M 99/008  
See application file for complete search history.

(56) **References Cited**

**U.S. PATENT DOCUMENTS**

D290,913 S \* 7/1987 Righter ..... D6/686  
5,944,396 A \* 8/1999 Stephan ..... A47B 88/80  
312/204  
D457,748 S \* 5/2002 Wistehuff, Sr. .... D6/657  
D493,051 S \* 7/2004 Restemayer ..... D6/691.8  
D496,804 S \* 10/2004 Peterson ..... D6/691.9  
D513,371 S \* 1/2006 Juneau ..... D6/671.1  
D513,908 S \* 1/2006 Bibi ..... D6/691.1  
D530,941 S \* 10/2006 Domack ..... D6/663

**OTHER PUBLICATIONS**

Design U.S. Appl. No. 29/573,076 entitled "Stool", filed Aug. 2, 2016, 6 pages.

\* cited by examiner

*Primary Examiner* — Ian Simmons

*Assistant Examiner* — Keith J Wilson

(74) *Attorney, Agent, or Firm* — Leanne Taveggia Farrell; Westman, Champlin & Koehler, P.A.

(57) **CLAIM**

The ornamental design for a table, as shown and described.

**DESCRIPTION**

FIG. 1 is a perspective view of a table showing our new design;

FIG. 2 is a front view thereof;

FIG. 3 is a back view thereof;

FIG. 4 is a left side view thereof;


FIG. 5 is a right side view thereof;


FIG. 6 is a top view thereof; and,

FIG. 7 is a bottom view thereof.

The broken lines shown in the drawings are included for purposes of illustrating portions of the table and form no part of the claimed design.

**1 Claim, 6 Drawing Sheets**





**Fig. 1**

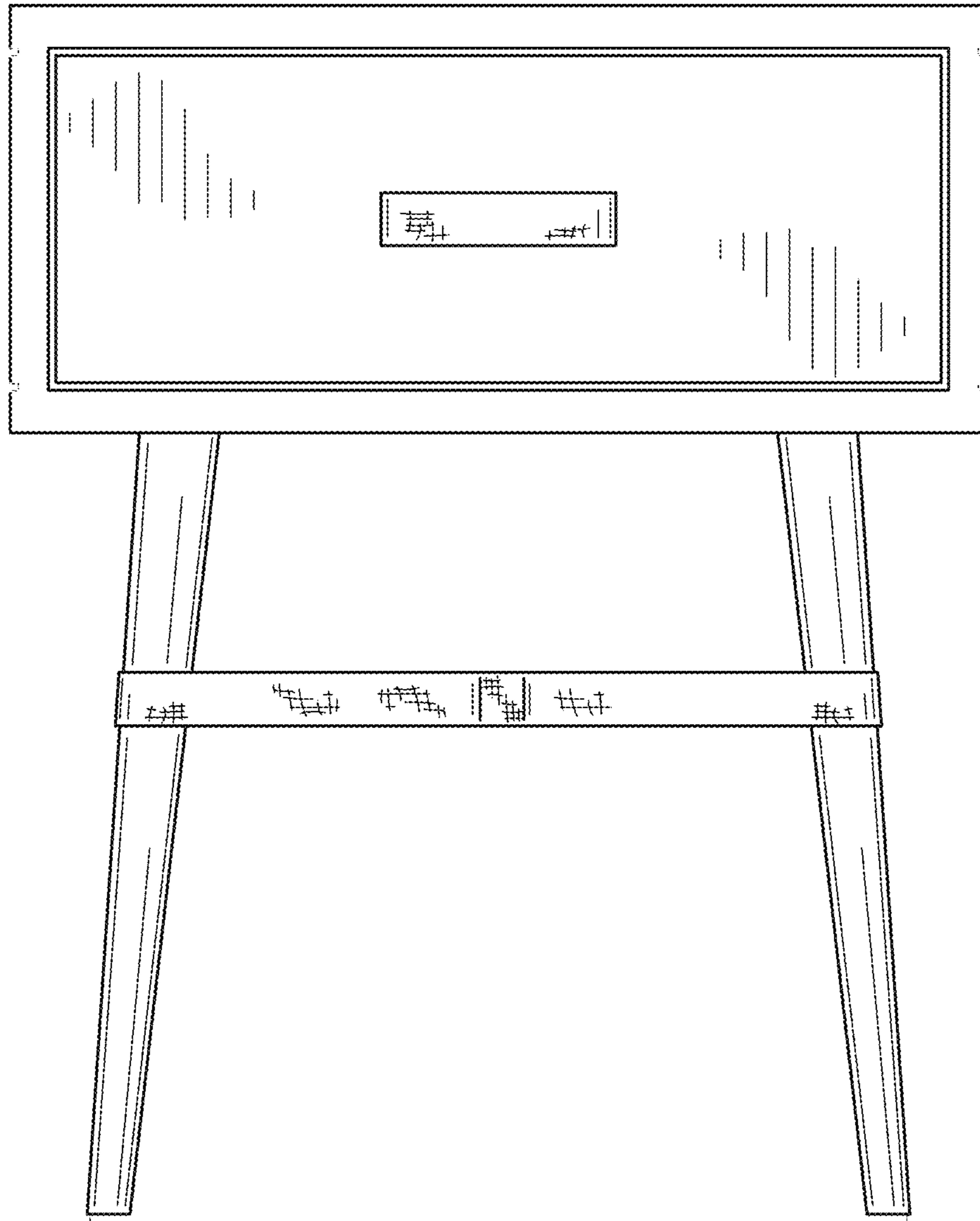


Fig. 2




Fig. 3

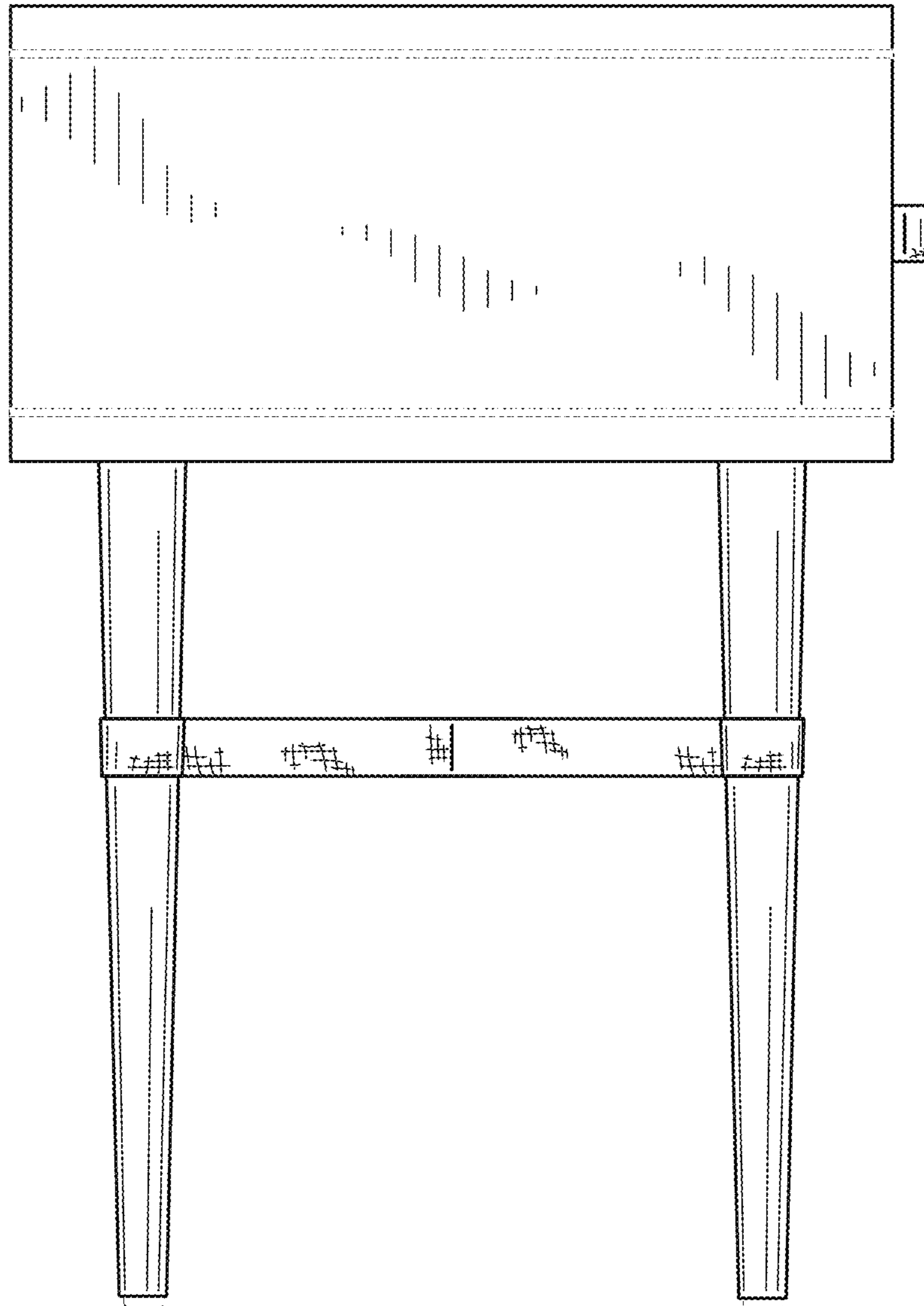


Fig. 4

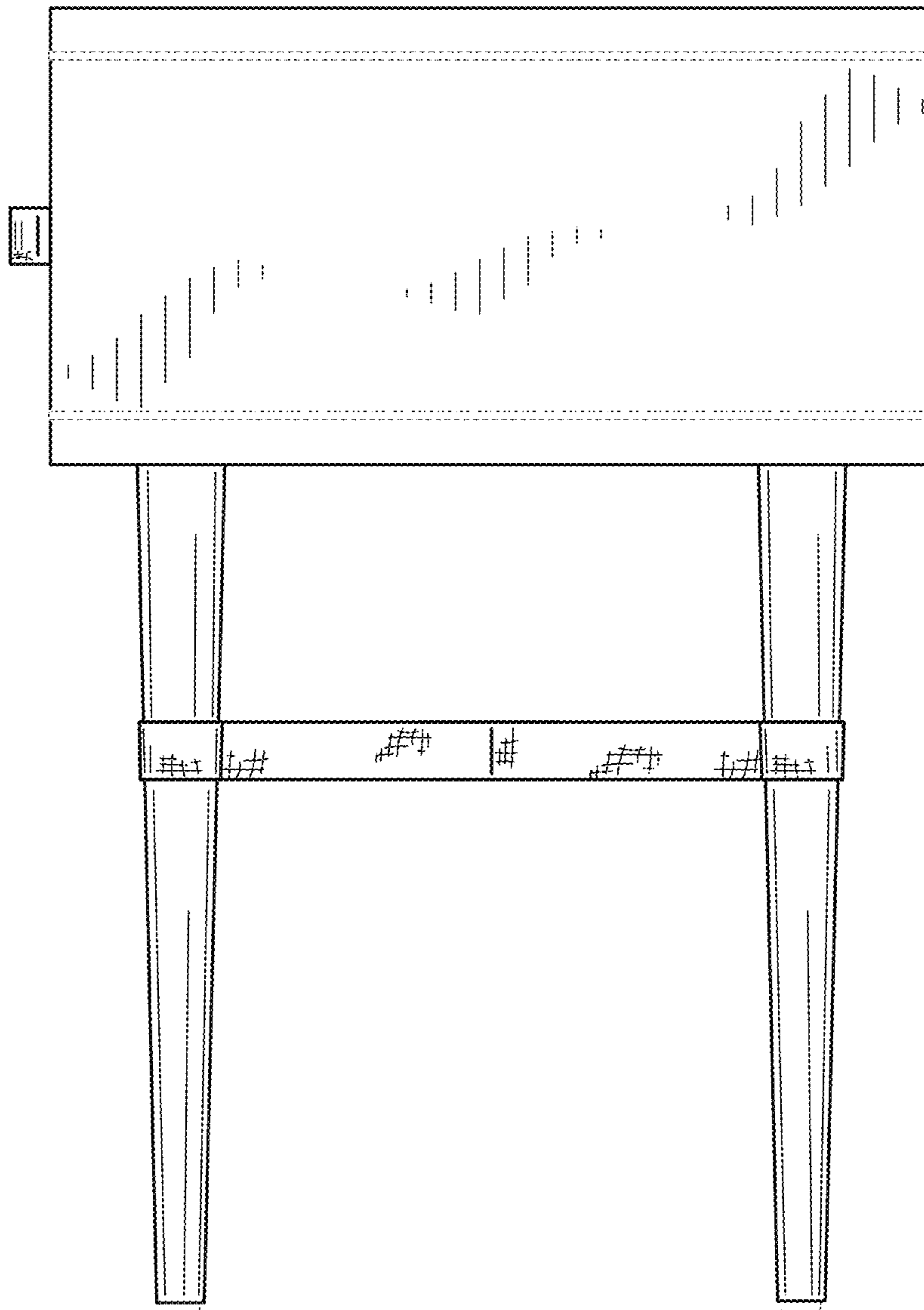
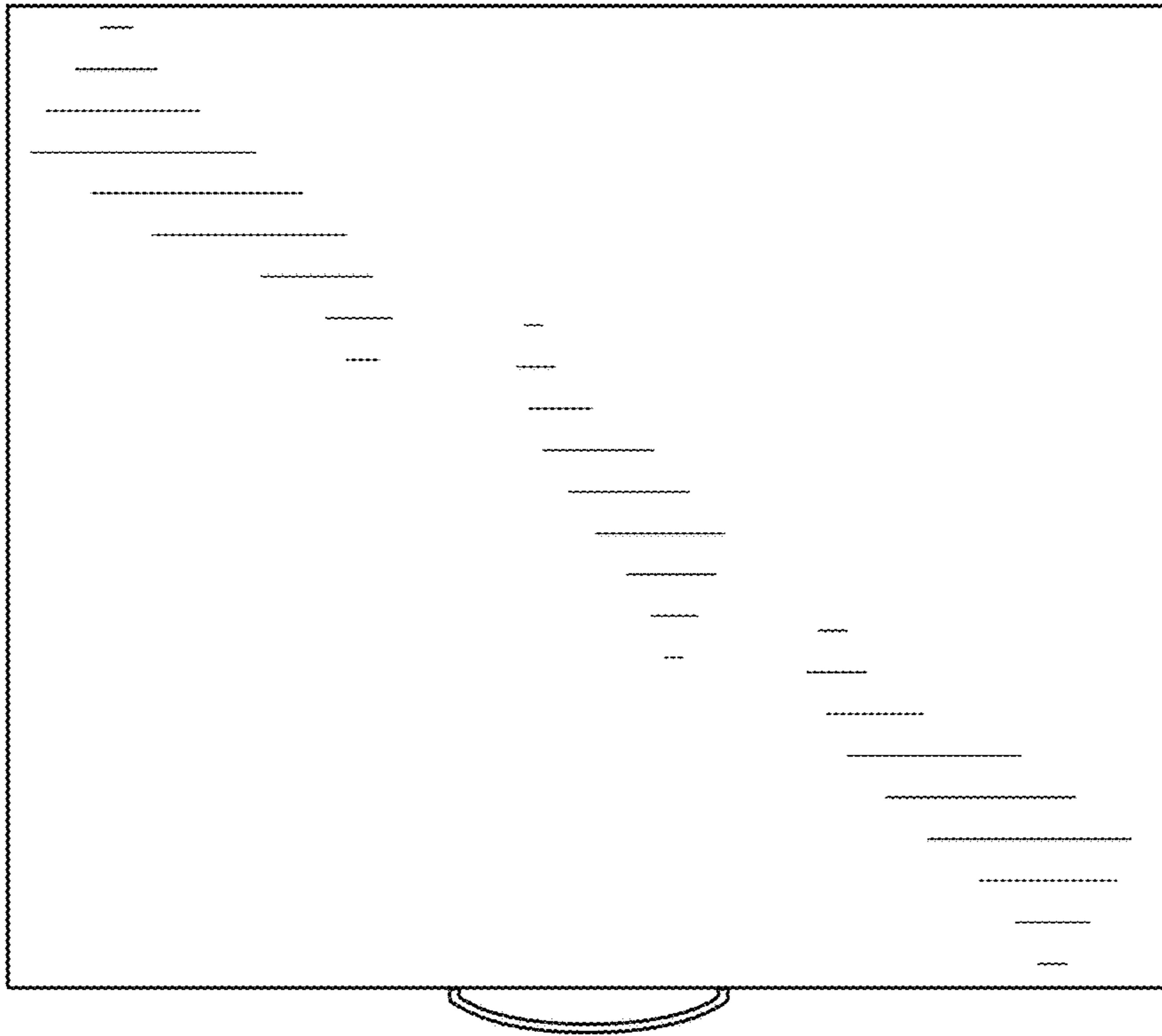
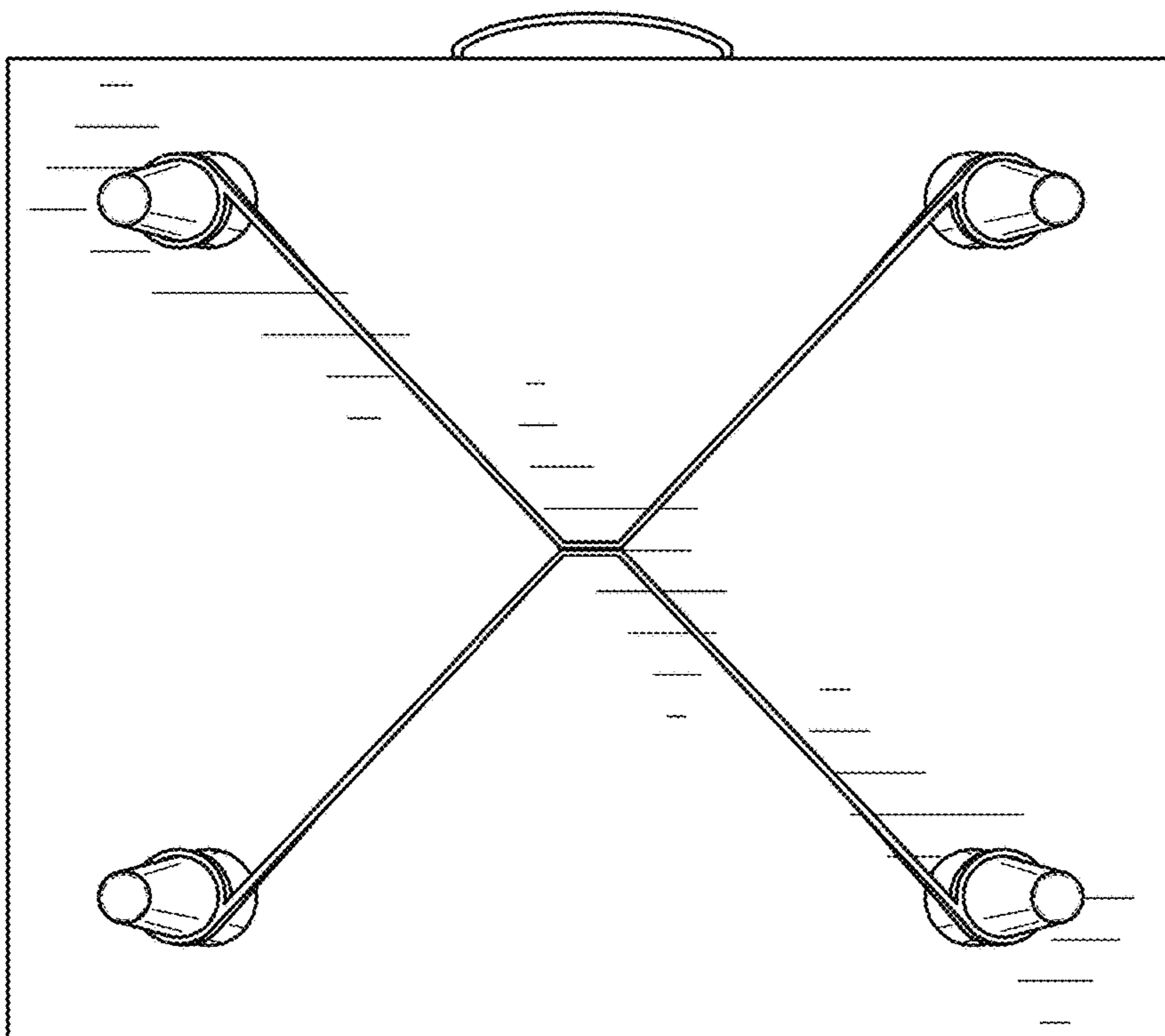


Fig. 5



**Fig. 6**



**Fig. 7**