



US00D805805S

(12) **United States Design Patent** (10) **Patent No.:** **US D805,805 S**  
**Siu** (45) **Date of Patent:** **\*\* Dec. 26, 2017**

(54) **FLUID SOAP CONTAINER FOR USE WITH DISPENSER UNIT**

D616,683 S \* 6/2010 Law ..... D6/545  
D736,088 S \* 8/2015 Siu ..... D6/542  
2011/0139822 A1\* 6/2011 Siu ..... A47K 5/122  
222/214

(71) Applicant: **Sam Siu Wai Siu**, Hong Kong (CN)

\* cited by examiner

(72) Inventor: **Sam Siu Wai Siu**, Hong Kong (CN)

*Primary Examiner* — Wan Laymon

(\*\*) Term: **15 Years**

*Assistant Examiner* — Mark Booker

(21) Appl. No.: **29/575,562**

(74) *Attorney, Agent, or Firm* — Matthias Scholl, PC;  
Matthias Scholl

(22) Filed: **Aug. 26, 2016**

(51) **LOC (10) Cl.** ..... **09-01**

(52) **U.S. Cl.**

USPC ..... **D6/545**

(58) **Field of Classification Search**

USPC ..... D6/545, 512, 515, 524, 540, 542;  
D7/300, 304, 305, 312, 313, 589;  
D9/414, 417, 432, 434–436, 447, 448,  
D9/504, 516, 520, 523, 525, 540, 547,  
D9/552, 682–684, 693, 715, 719, 730,  
D9/733, 738; 215/379–385, 396, 398,  
215/400; 220/660, 662, 665, 669  
CPC ... A47K 5/02; A47K 5/12; A47K 5/14; A47K  
5/00; A45D 40/0081; B65D 5/10; B65D  
81/36; D06F 39/022; E03C 1/046; E03C  
1/0465

See application file for complete search history.

(56) **References Cited**

**U.S. PATENT DOCUMENTS**

D449,753 S \* 10/2001 DeKoning ..... D6/545  
D568,660 S \* 5/2008 Hodgson ..... D6/545

(57) **CLAIM**

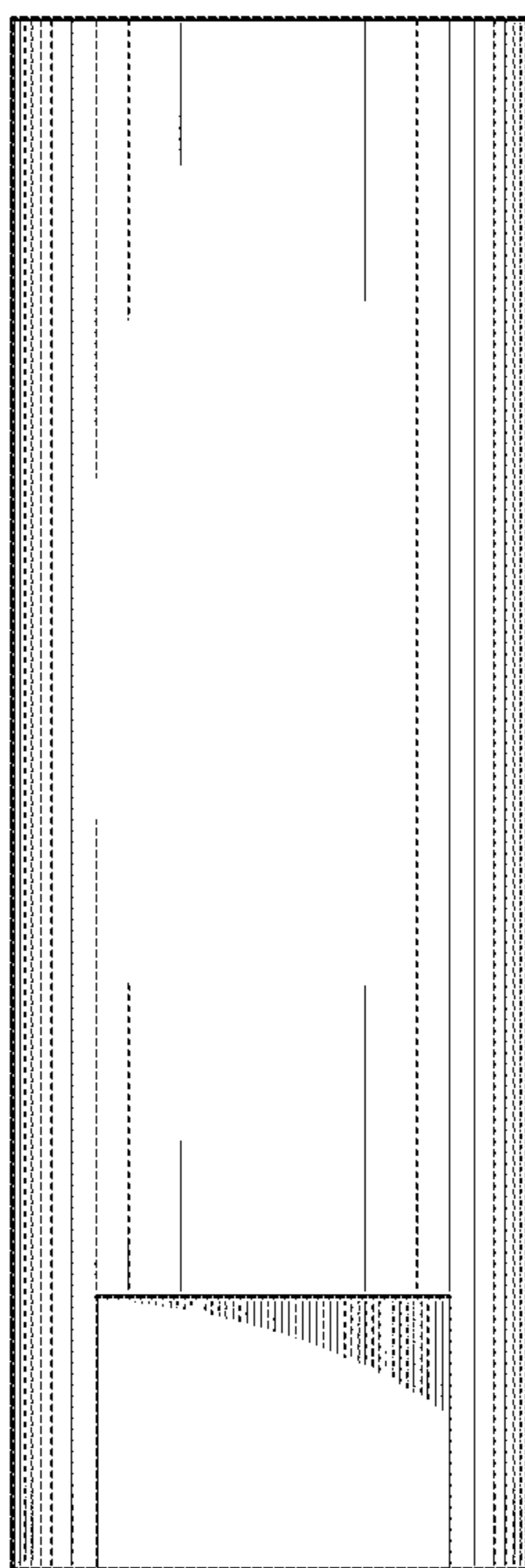
The ornamental design for a fluid soap container for use with dispenser unit, as shown and described.

**DESCRIPTION**

FIG. 1 is a front elevational view of a fluid soap container for use with dispenser unit;  
FIG. 2 is a rear elevational view thereof;  
FIG. 3 is a left side elevational view thereof;  
FIG. 4 is a right side elevational view thereof;  
FIG. 5 is a top plan view thereof;  
FIG. 6 is a bottom plan view thereof; and,  
FIG. 7 is a perspective thereof.

The broken line showing in the figures is included for the purpose of illustrating portions of the fluid soap container for use with dispenser unit and forms no part of the claimed design.

**1 Claim, 7 Drawing Sheets**






FIG. 1

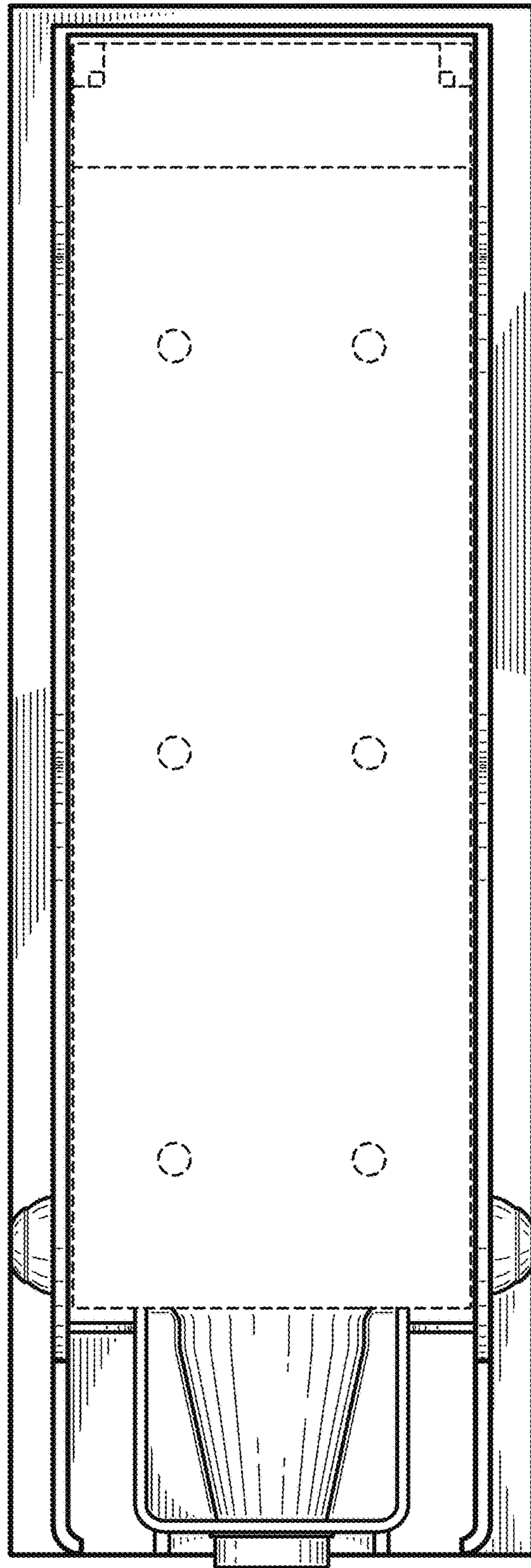


FIG. 2

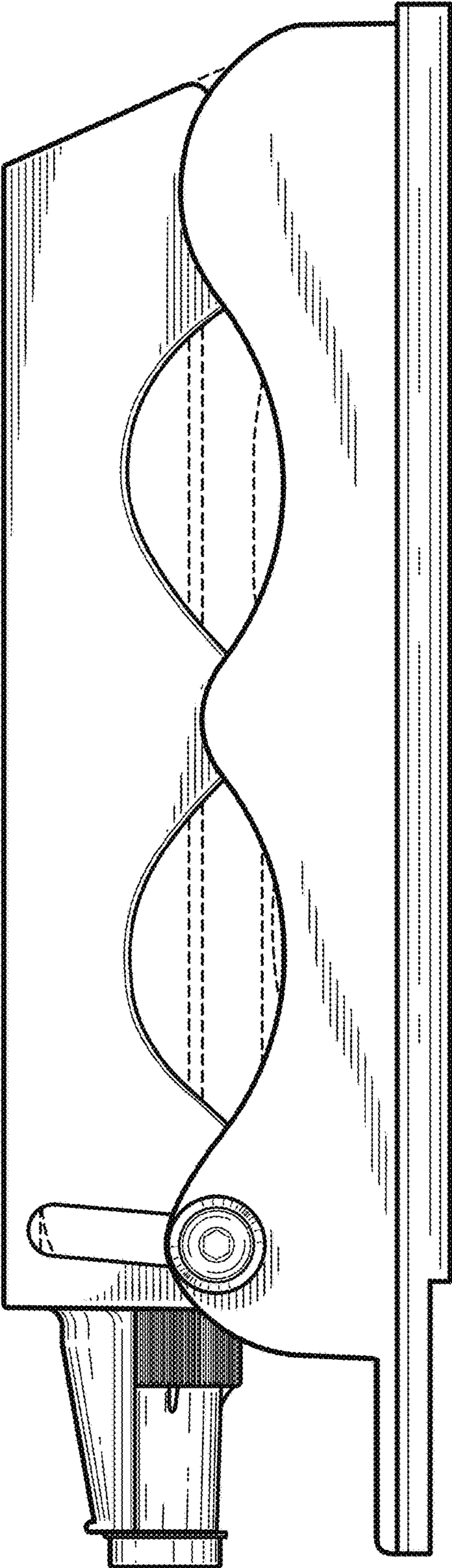


FIG. 3

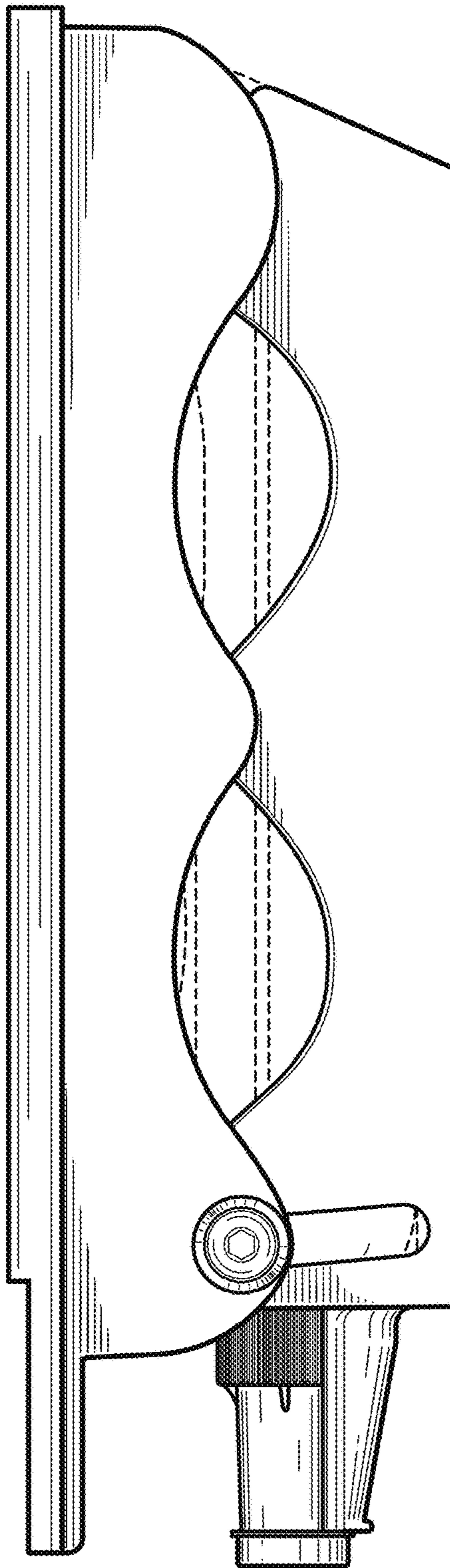


FIG. 4

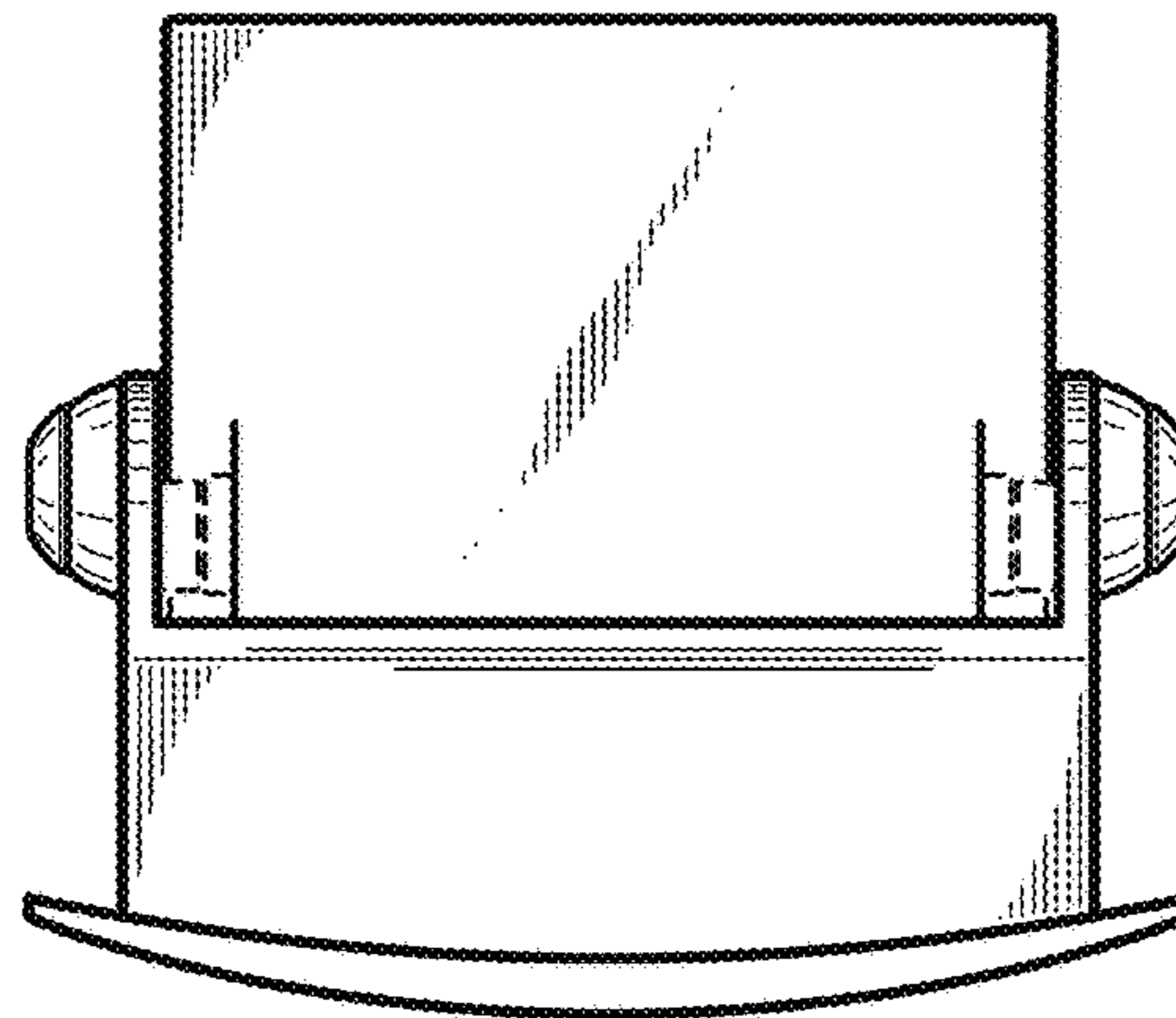


FIG. 5

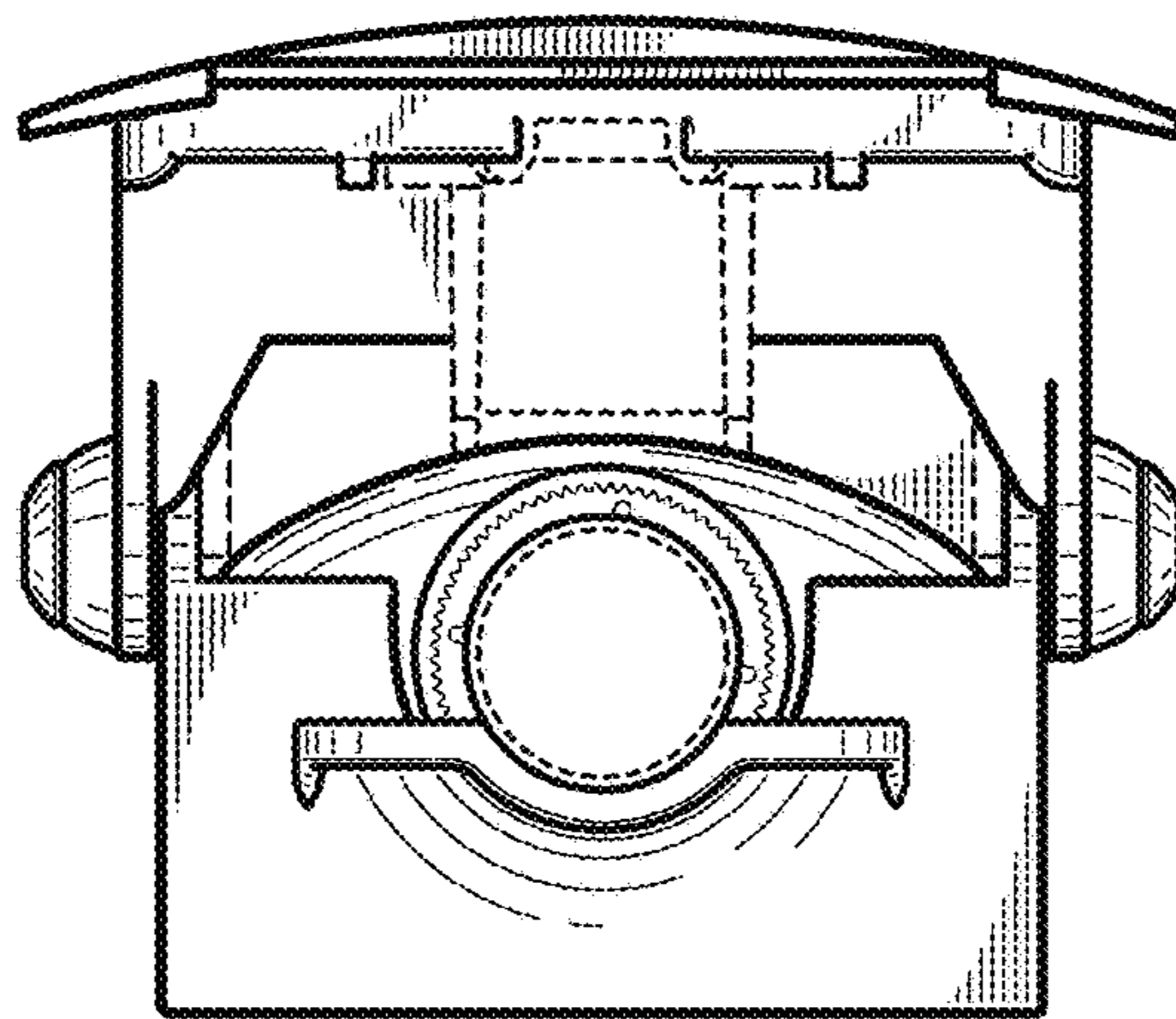


FIG. 6

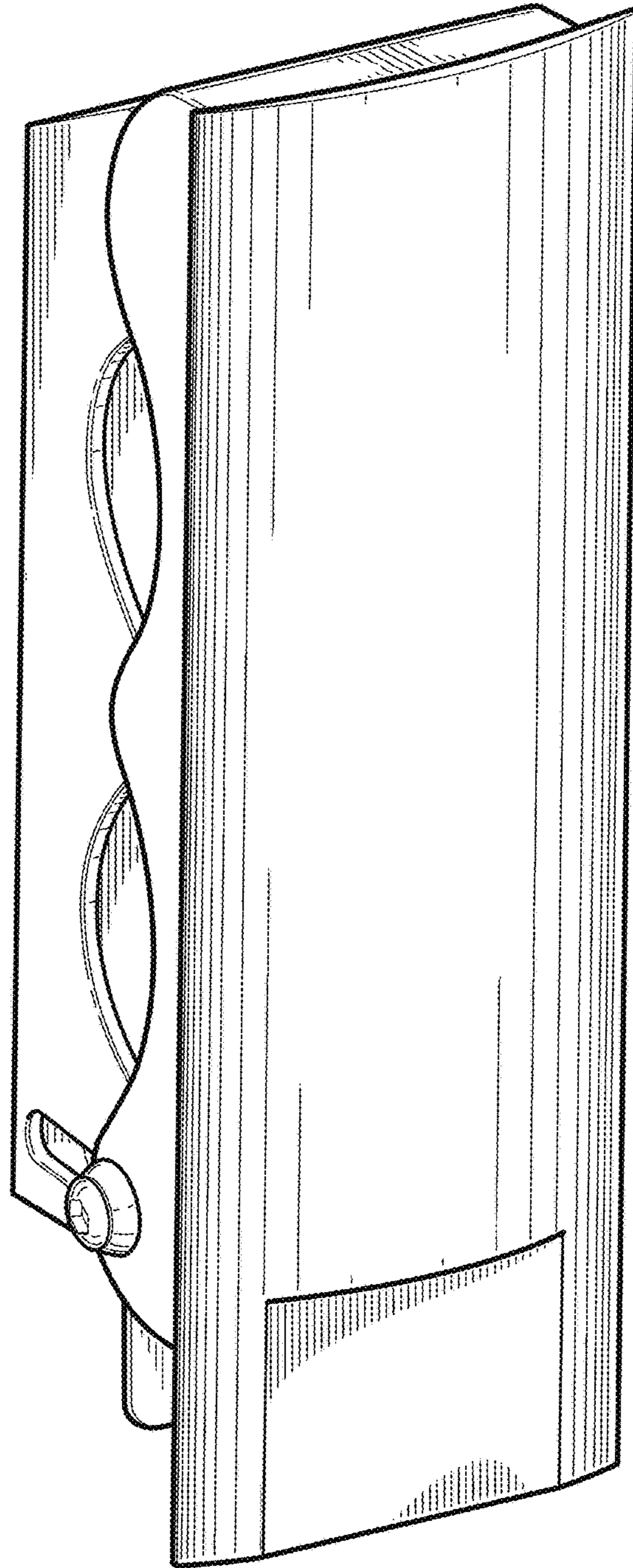


FIG. 7