



US00D805797S

(12) **United States Design Patent** (10) **Patent No.:** **US D805,797 S**
Toffoloni (45) **Date of Patent:** **** Dec. 26, 2017**

(54) CHAIR	3,141,699 A *	7/1964	Stafford	A47C 1/124 297/239
(71) Applicant: Werther Toffoloni , Corno di Rosazzo (IT)	D352,185 S *	11/1994	Pagnon	D6/380
	5,730,489 A *	3/1998	Eberle	A47C 4/24 297/183.5
(72) Inventor: Werther Toffoloni , Corno di Rosazzo (IT)	D396,759 S *	8/1998	Duenkelsbuehler	D6/370
	D468,922 S *	1/2003	de Blois	D6/374
	D524,072 S *	7/2006	King	D6/379
	D526,504 S *	8/2006	Peterson	D6/380
(73) Assignee: ACCENTO S.R.L. , San Giovanni al Natisone (Udine) (IT)	D540,562 S *	4/2007	Muller	D6/381
	D578,789 S *	10/2008	Ciani	D6/380
	D588,826 S *	3/2009	Ricchio	D6/360
(**) Term: 15 Years	D629,630 S *	12/2010	Saul	D6/380
(21) Appl. No.: 29/556,806	D630,449 S *	1/2011	Kelemer	D6/368
(22) Filed: Mar. 3, 2016	D647,320 S *	10/2011	Young	D6/380
	D648,555 S *	11/2011	Starck	D6/369
	D671,761 S *	12/2012	Risdall	D6/373
	D673,788 S *	1/2013	Schoenhals	D6/380
	D674,208 S *	1/2013	Bartlmae	D6/370
	D681,360 S *	5/2013	Hartman	D6/369
(30) Foreign Application Priority Data	D695,036 S *	12/2013	Pesso	D6/360

(Continued)

Jan. 8, 2016 (EM) 002938837-0004

(51) **LOC (10) Cl.** **06-01**

(52) **U.S. Cl.**
USPC **D6/380**

(58) **Field of Classification Search**
USPC D6/380, 334-336, 370, 374, 376, 379,
D6/716, 716.1, 716.2, 716.3
CPC A47C 3/04; A47C 4/02; A47C 4/03; A47C
4/06; A47C 4/028; A47C 7/16; A47C
7/18; A47C 7/24
See application file for complete search history.

(56) **References Cited**

U.S. PATENT DOCUMENTS

D110,386 S *	7/1938	Eppenstein	D6/380
D128,802 S *	8/1941	Scheinfield	297/447.1
2,281,902 A *	5/1942	Witz	A47C 3/023 297/440.21
D172,218 S *	5/1954	Burst	D6/374
2,709,485 A *	5/1955	Haven	A47C 4/02 297/446.1
D194,742 S *	3/1963	Deston	297/452.11
D194,838 S *	3/1963	Ridder	D6/374

Primary Examiner — David G Muller
Assistant Examiner — Nathan M Johnston
(74) *Attorney, Agent, or Firm* — Themis Law


(57) **CLAIM**

The ornamental design for a chair, as shown.

DESCRIPTION

FIG. 1 is a perspective view of a chair showing my new design;
FIG. 2 is a front elevational view thereof;
FIG. 3 is a rear elevational view thereof;
FIG. 4 is a right side elevational view thereof;
FIG. 5 is a left side elevational view thereof;
FIG. 6 is a top plan view thereof; and,
FIG. 7 is a bottom view thereof.

1 Claim, 7 Drawing Sheets



(56)

References Cited

U.S. PATENT DOCUMENTS

D708,448 S *	7/2014	Hernandez	D6/360
D724,342 S *	3/2015	Pesso	D6/374
8,979,185 B1 *	3/2015	Redel	A47C 4/24 297/19
D731,805 S *	6/2015	Citterio	D6/373
D739,663 S *	9/2015	Yuglich	D6/380
D741,618 S *	10/2015	Haase	D6/360
D746,610 S *	1/2016	Moe	D6/380
D756,143 S *	5/2016	Shokouhi	D6/380
D763,003 S *	8/2016	Moscheri	D6/380
D763,004 S *	8/2016	Moscheri	D6/380
D779,219 S *	2/2017	Miller	D6/373
D784,038 S *	4/2017	Pectol	D6/380

* cited by examiner




FIG. 1




FIG. 2




FIG. 3




FIG. 4

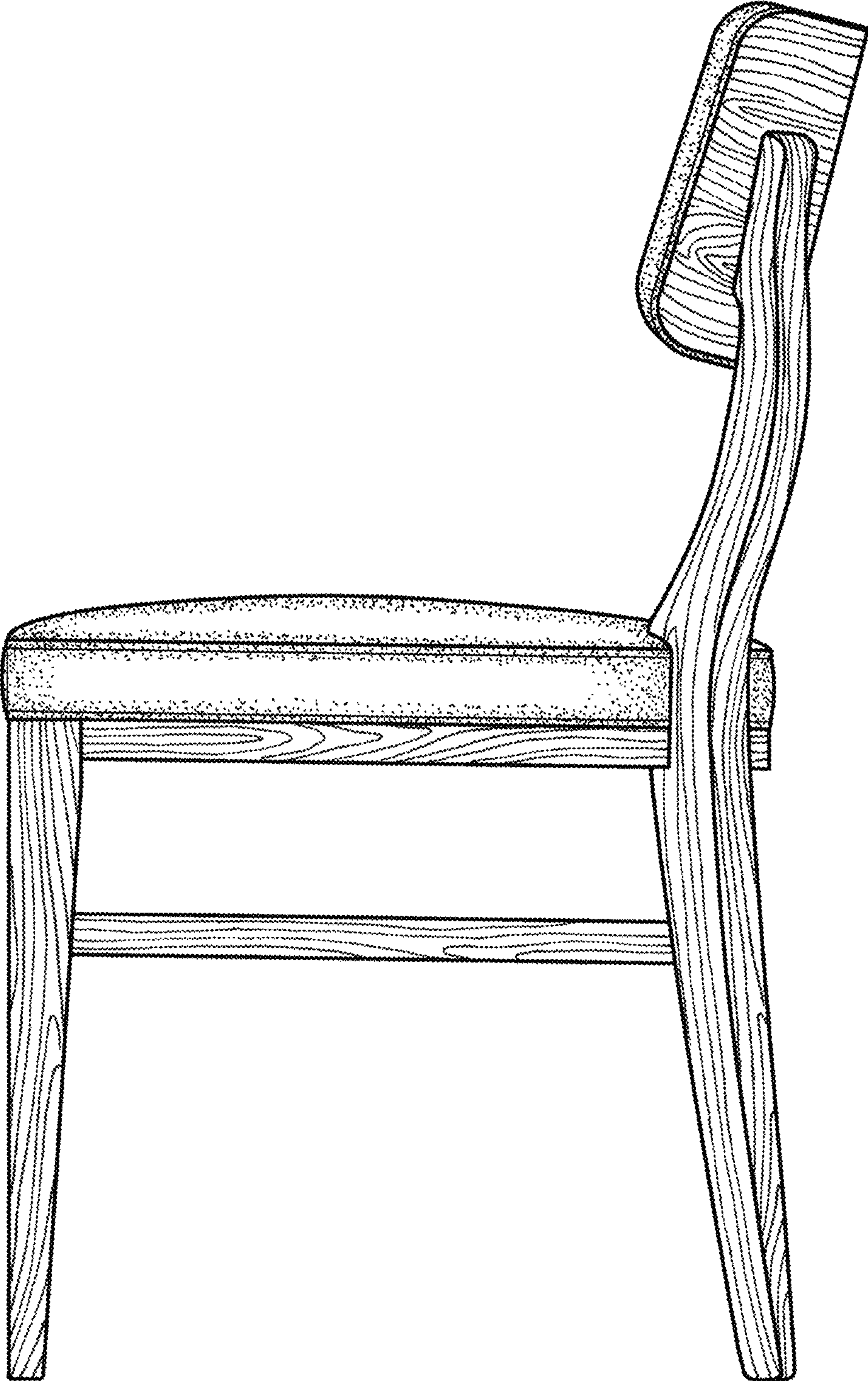


FIG. 5

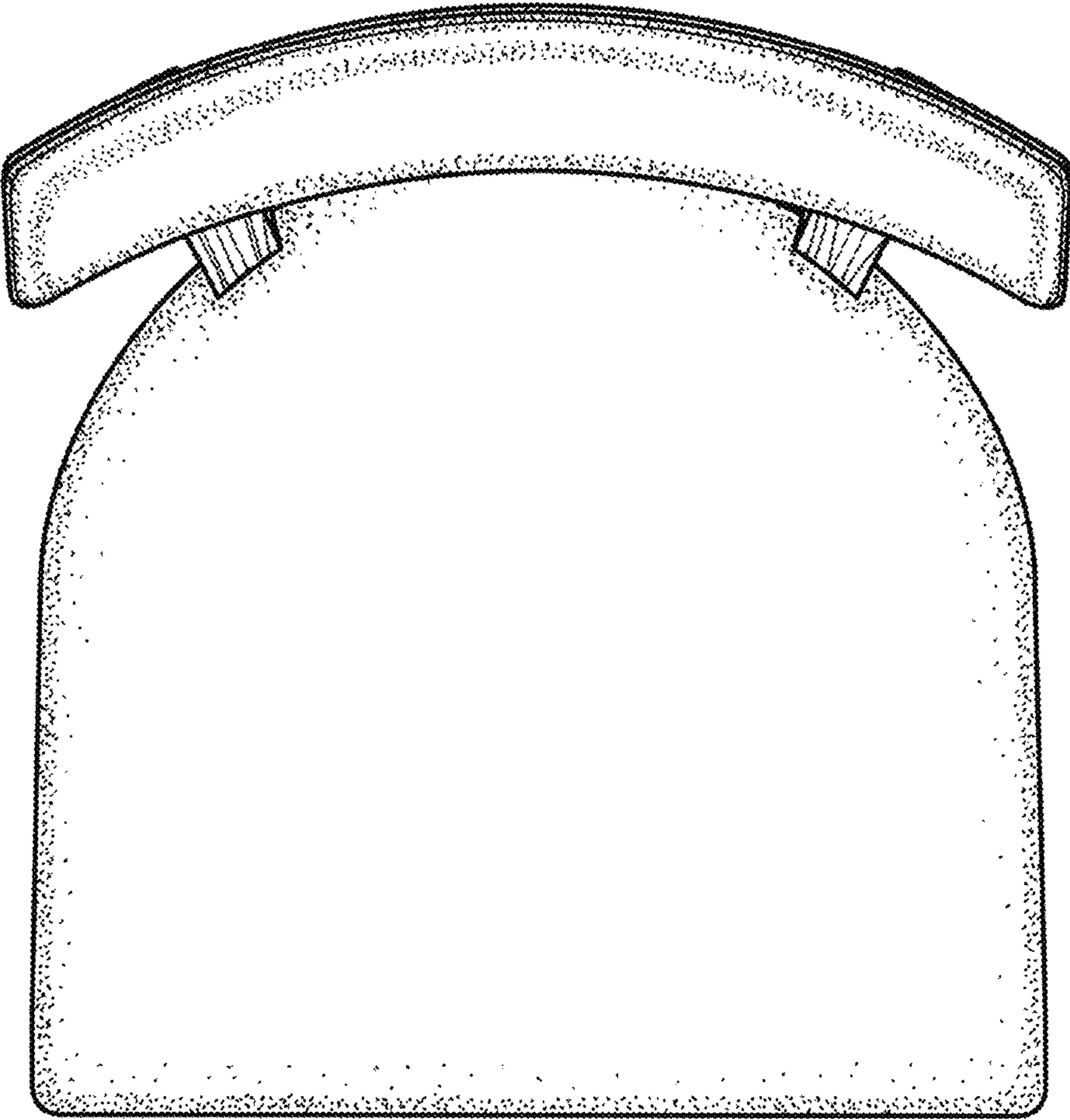


FIG. 6

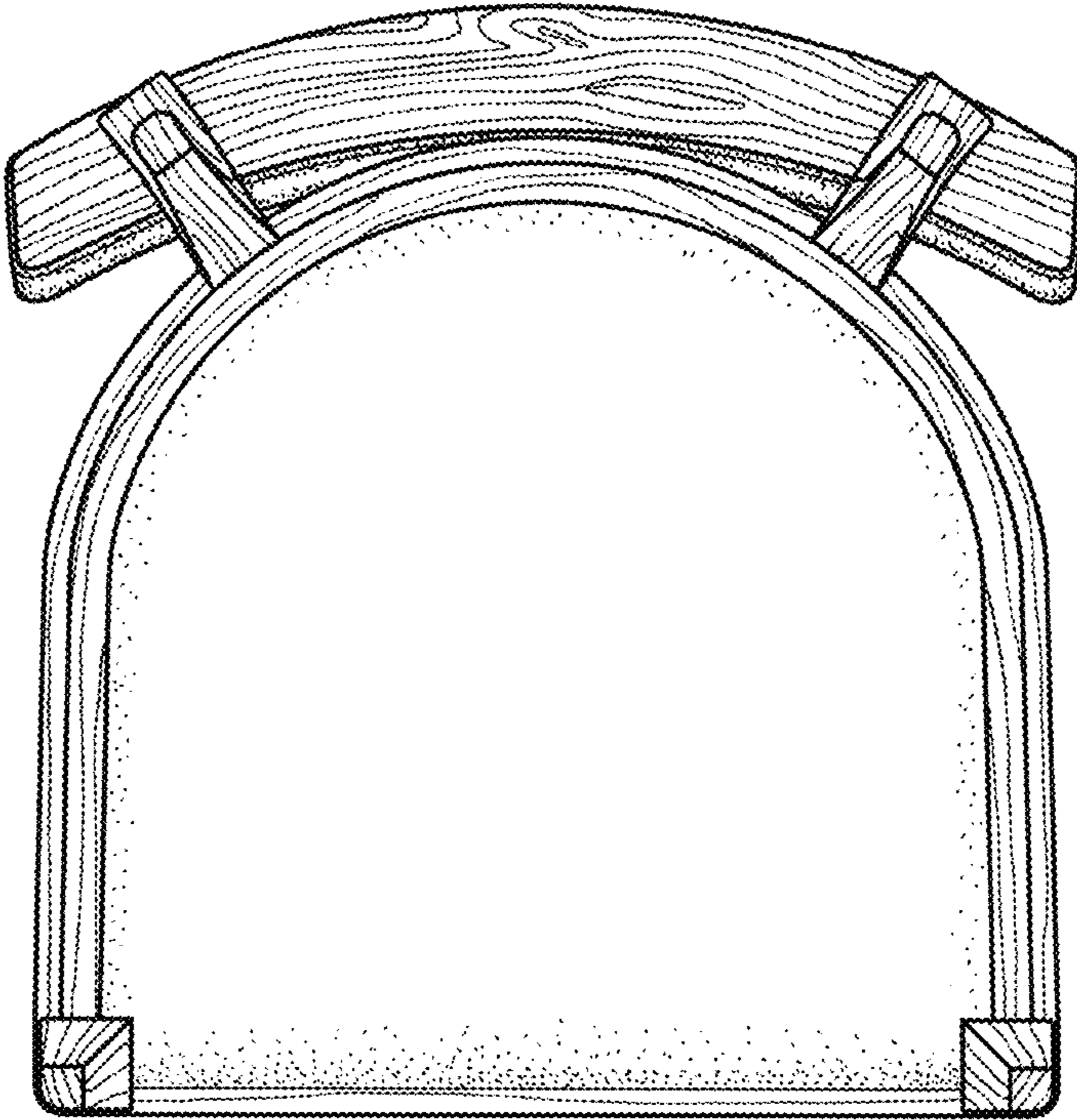


FIG. 7