



US00D805787S

(12) **United States Design Patent**  
**Forrest**

(10) **Patent No.:** **US D805,787 S**

(45) **Date of Patent:** **\*\* Dec. 26, 2017**

(54) **NAIL BRUSH BASE**

(71) Applicant: **Andrea Forrest**, St. Albans, VT (US)

(72) Inventor: **Andrea Forrest**, St. Albans, VT (US)

(\*\*) Term: **15 Years**

(21) Appl. No.: **29/594,663**

(22) Filed: **Feb. 21, 2017**

(51) **LOC (10) Cl.** ..... **28-03**

(52) **U.S. Cl.**

USPC ..... **D4/134**

(58) **Field of Classification Search**

USPC ..... D4/100, 118, 120, 121, 122, 129, 130,  
D4/134, 199; D24/214; D28/44, 49, 53,  
D28/56, 58, 59; D32/40, 42; D3/201,  
D3/203.2, 203.4; D25/100  
CPC ..... A46B 15/00; A46B 15/0087; A46B  
2200/1013; A45D 29/04; A45D 2029/045;  
A45D 29/05; A45D 29/06; A45D 29/11;  
A45D 29/14

See application file for complete search history.

(56) **References Cited**

**U.S. PATENT DOCUMENTS**

D29,883 S \* 12/1898 Fox ..... D4/130  
1,028,211 A \* 6/1912 Heath ..... 15/167.1  
1,711,486 A \* 5/1929 Bushman ..... A46B 15/00  
132/142  
1,727,497 A 9/1929 Zwick  
1,889,394 A \* 11/1932 Zerk ..... A46B 15/00  
15/167.1  
2,447,451 A \* 8/1948 Windmoeller ..... A45D 29/04  
132/313  
2,546,394 A \* 3/1951 Harmon ..... A47G 27/0231  
248/633  
D182,003 S \* 1/1958 Scholl ..... D4/120  
3,216,034 A 11/1965 Johnson  
3,354,492 A \* 11/1967 Baumgartner ..... A45D 29/17  
15/106  
D222,199 S \* 10/1971 Popeil et al. .... D4/120

3,755,054 A \* 8/1973 Medney ..... B29C 37/02  
156/181

3,966,335 A 6/1976 Abramson

4,123,816 A 11/1978 Lupo

4,510,954 A 4/1985 Miller

4,610,743 A \* 9/1986 Salmeen ..... B31F 1/07  
156/183

5,640,979 A 6/1997 Trenary

5,762,312 A \* 6/1998 Whittaker ..... F16F 1/376  
248/632

5,823,203 A 10/1998 Carroll et al.

(Continued)

**FOREIGN PATENT DOCUMENTS**

AU 2004203369 A1 2/2006  
CH 301257 8/1954

(Continued)

*Primary Examiner* — Karen E Eldridge Powers

(74) *Attorney, Agent, or Firm* — Downs Rachlin Martin  
PLLC

(57) **CLAIM**

The ornamental design for a nail brush base, as shown and  
described.

**DESCRIPTION**

FIG. 1 is a perspective view of a nail brush base showing my  
new design;

FIG. 2 is a side elevation view thereof;

FIG. 3 is another side elevation view thereof;

FIG. 4 is an end elevation view thereof;

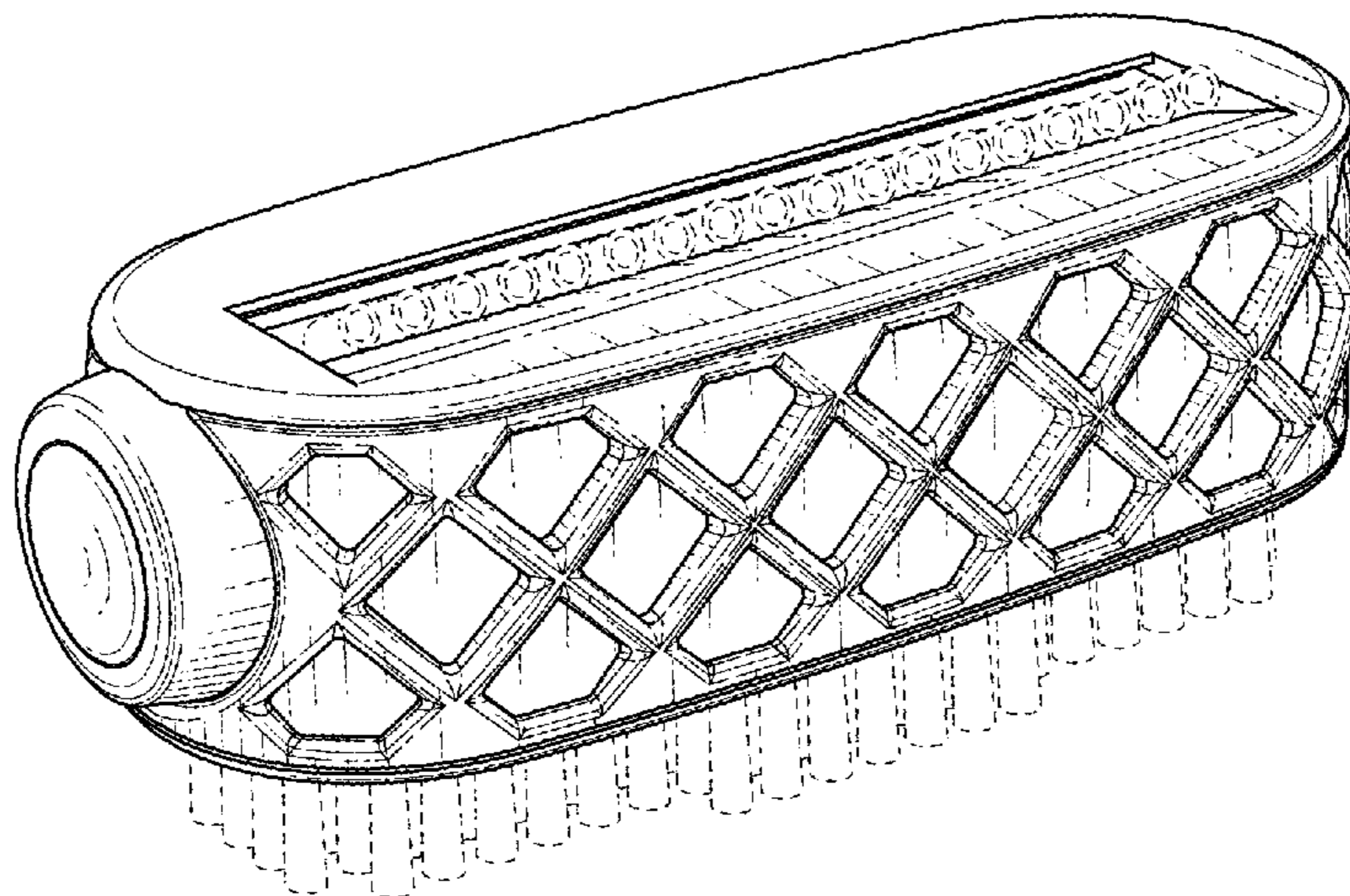
FIG. 5 is another end elevation view thereof;

FIG. 6 is a top plan view thereof; and,

FIG. 7 is a bottom plan view thereof.

The dash-dash-dash type broken lines in the Figures are for  
the purpose of illustrating unclaimed portions of the nail  
brush base and form no part of the claimed design.

**1 Claim, 2 Drawing Sheets**



(56)

References Cited

U.S. PATENT DOCUMENTS

5,855,212 A 1/1999 Walker  
 6,032,313 A 3/2000 Tsang  
 6,314,964 B1 11/2001 Walker  
 D454,250 S 3/2002 Forrest  
 6,536,065 B2 3/2003 Forrest  
 6,990,984 B2 1/2006 O'Dwyer  
 D530,923 S \* 10/2006 Kling ..... D4/104  
 8,201,565 B2 6/2012 Fernandez et al.  
 D698,694 S \* 2/2014 Thuma ..... D11/152  
 D714,066 S \* 9/2014 Thuma ..... D5/99  
 9,095,373 B2 8/2015 Guynn et al.  
 D760,455 S \* 6/2016 Shinozaki ..... D32/25  
 D762,221 S \* 7/2016 Woo ..... D14/485  
 D764,124 S \* 8/2016 Shinozaki ..... D32/25  
 9,433,274 B1 9/2016 Morrison  
 2005/0155622 A1 7/2005 Leis  
 2006/0101597 A1 5/2006 Donnelly  
 2011/0038660 A1 2/2011 Rudolph et al.

2015/0245703 A1 9/2015 Zelickson et al.  
 2015/0289636 A1 10/2015 Myers  
 2016/0058659 A1 3/2016 Angelov  
 2016/0309877 A1\* 10/2016 Papshev ..... A45D 29/00

FOREIGN PATENT DOCUMENTS

CN 203873207 U 10/2014  
 DE 2361008 A1 6/1975  
 DE 8711620 U1 12/1987  
 DE 3727649 C1 11/1988  
 DE 29500565.3 6/1995  
 DE 102013021673 A1 6/2015  
 FR 2263722 10/1975  
 GB 211233 2/1924  
 GB 242586 1/1926  
 KR 101071150 B1 10/2011  
 KR 300622729.0000 \* 11/2011  
 WO 2009108952 A1 9/2009

\* cited by examiner

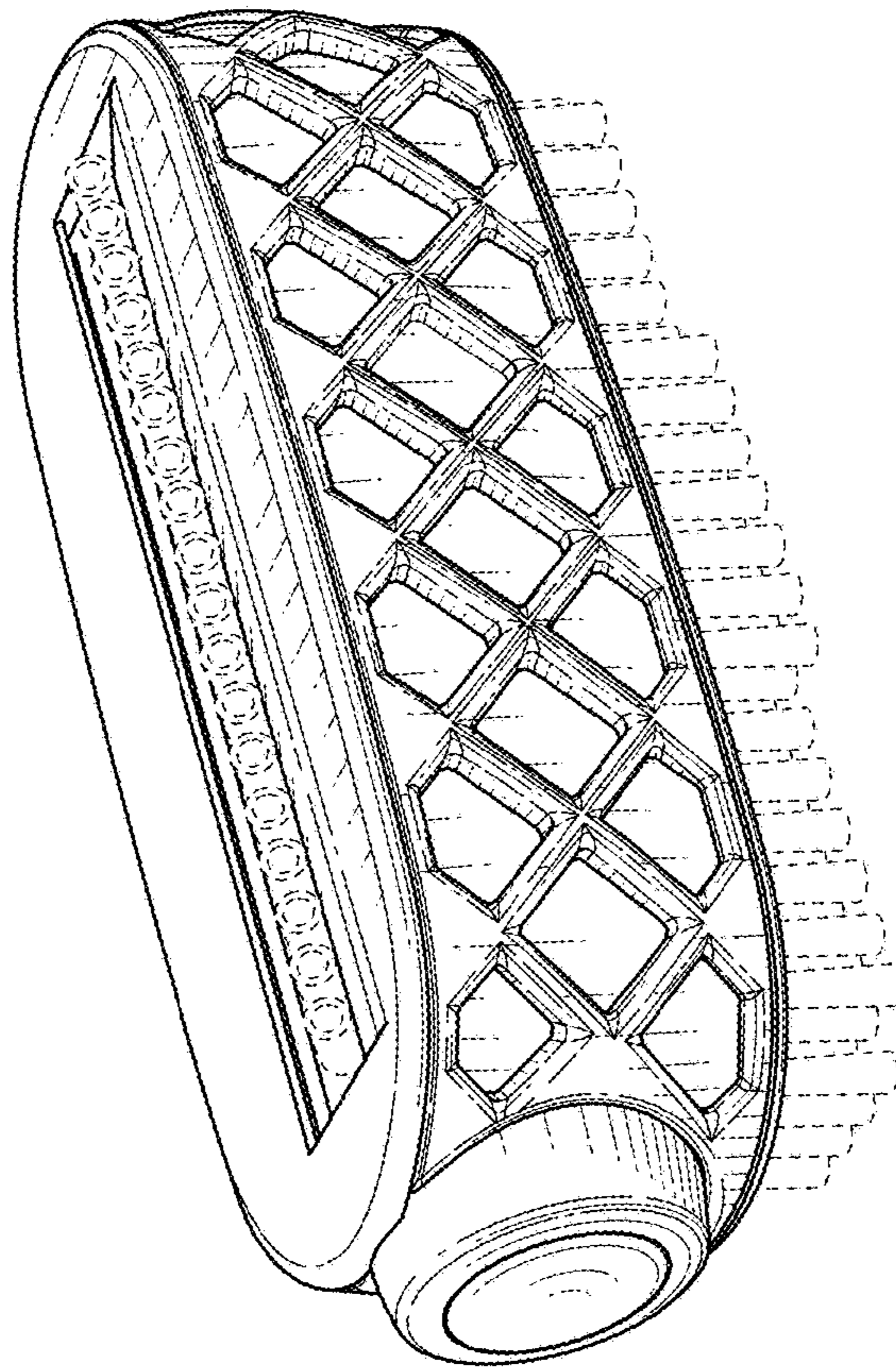


FIG. 1

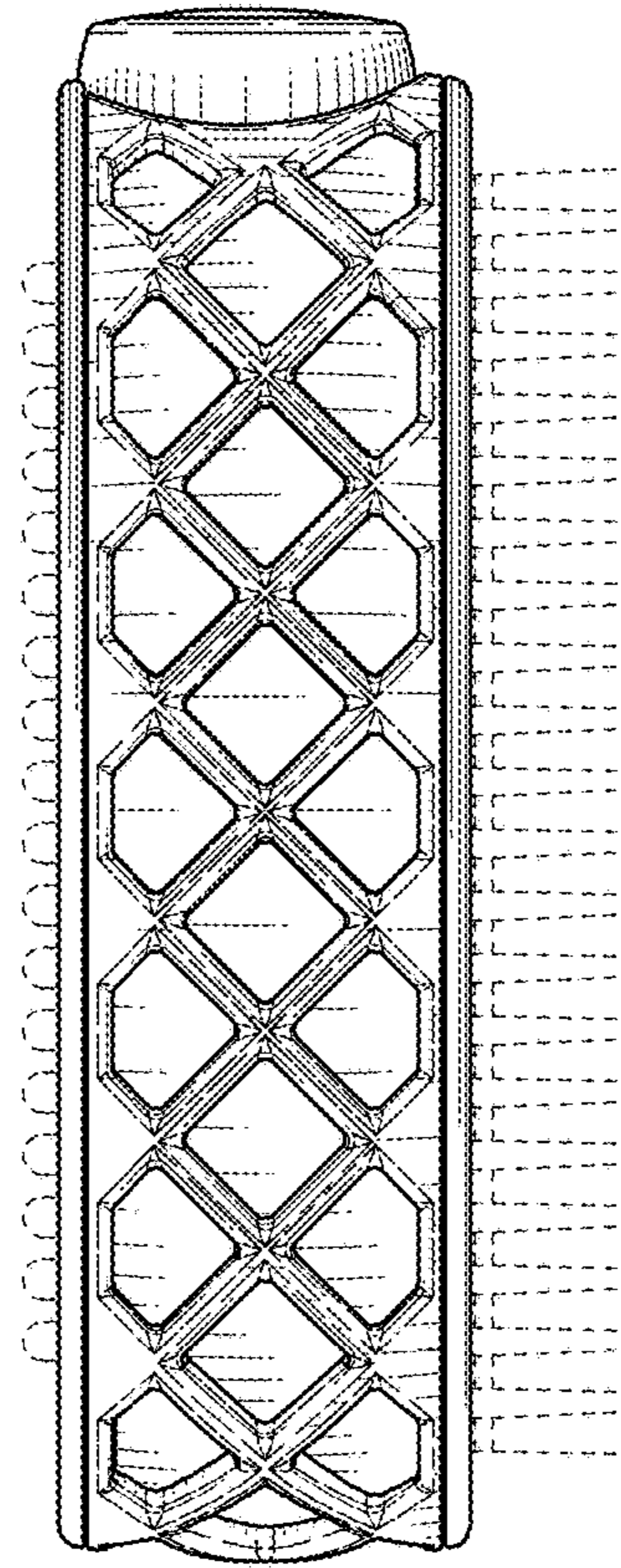


FIG. 3

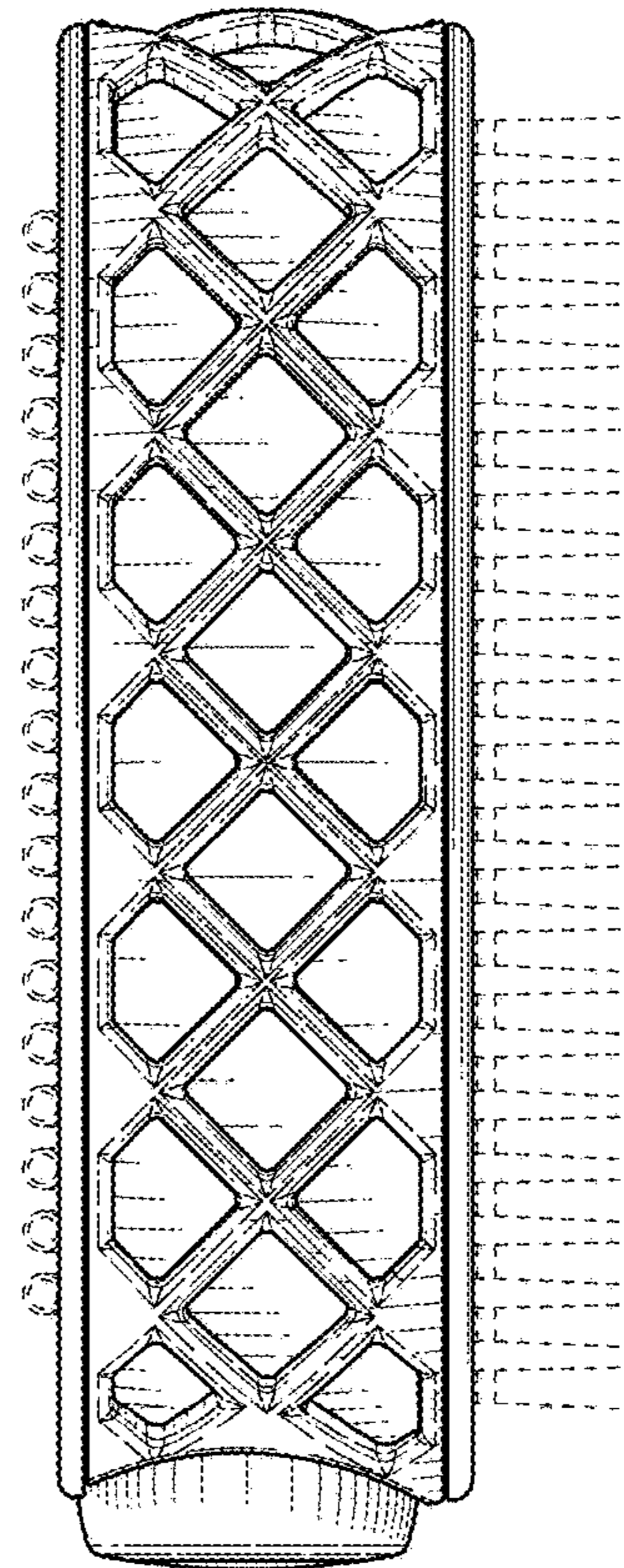


FIG. 2

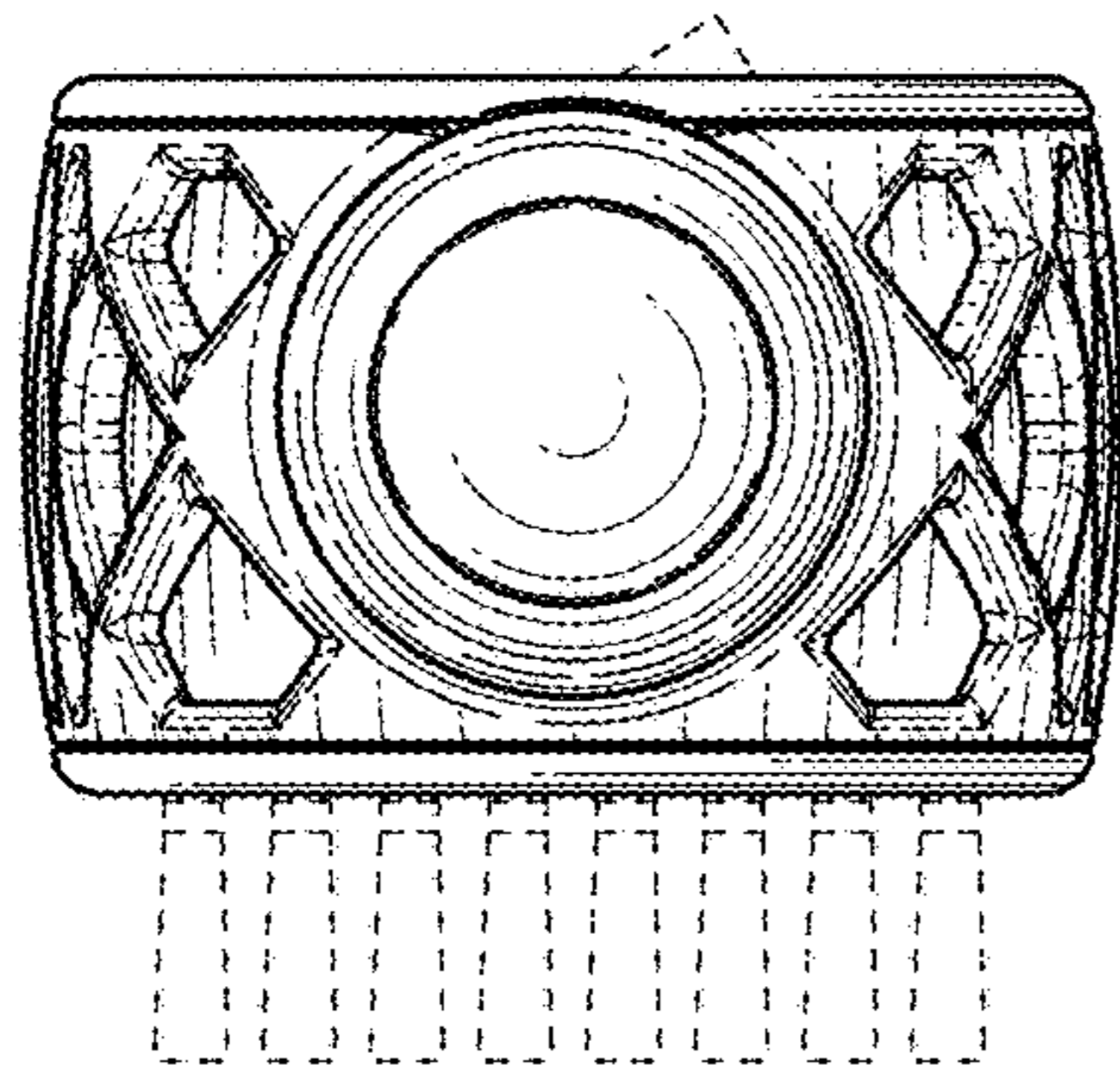


FIG. 4

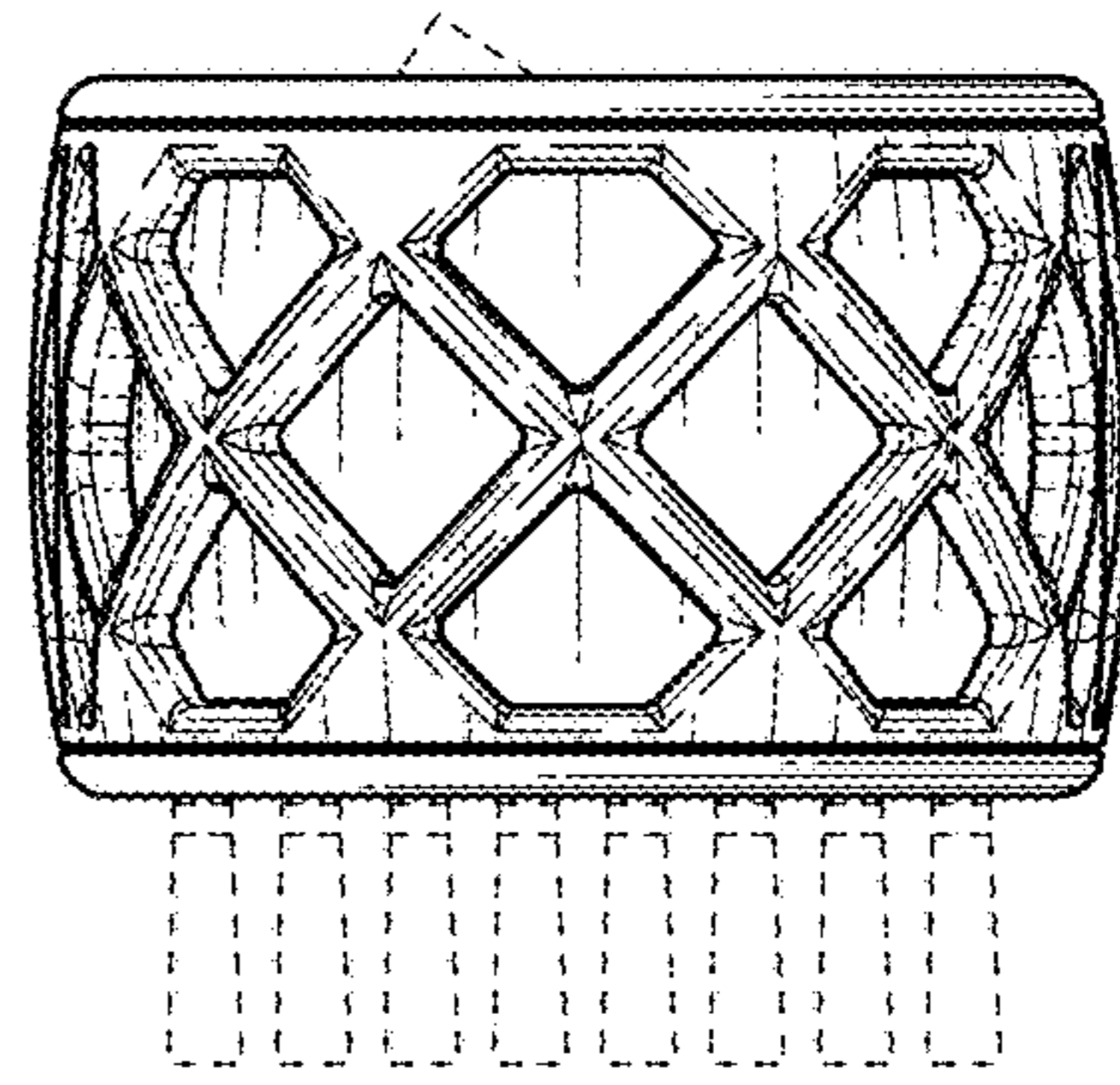


FIG. 5

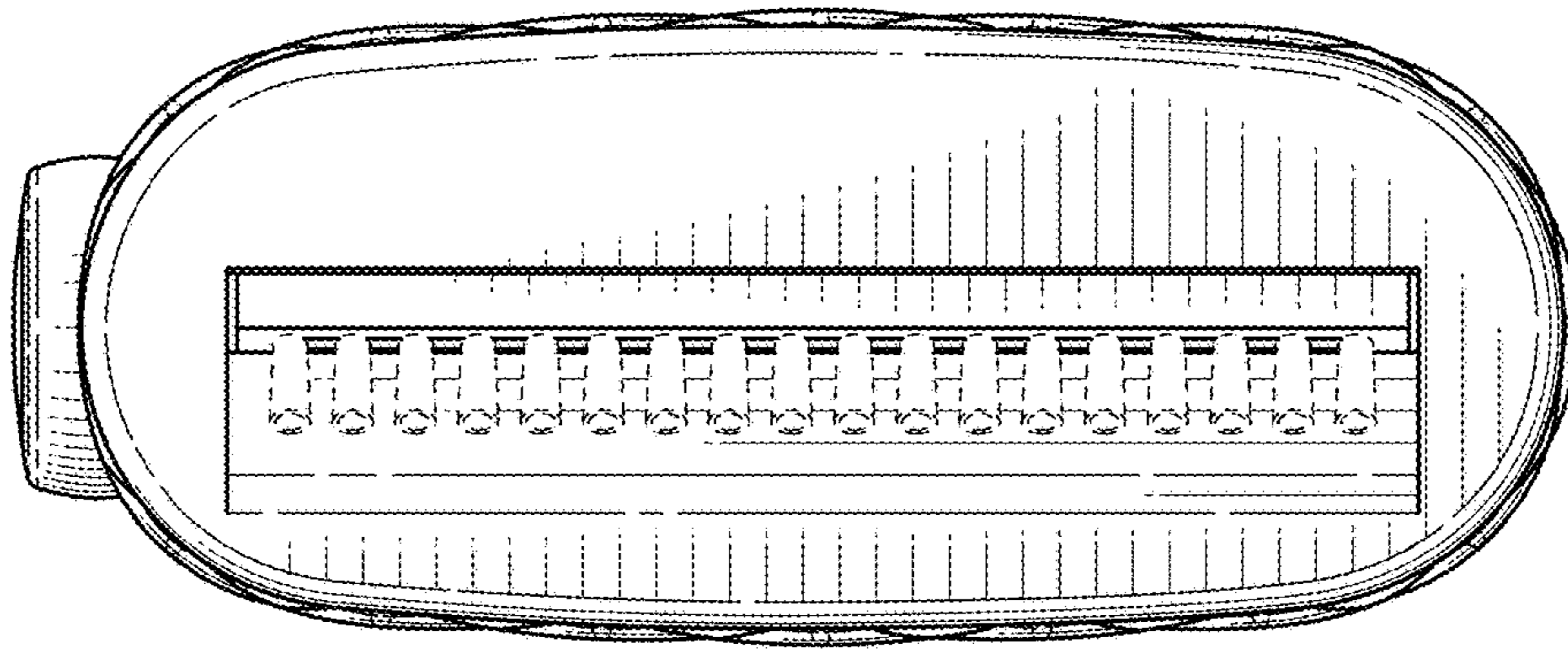


FIG. 6

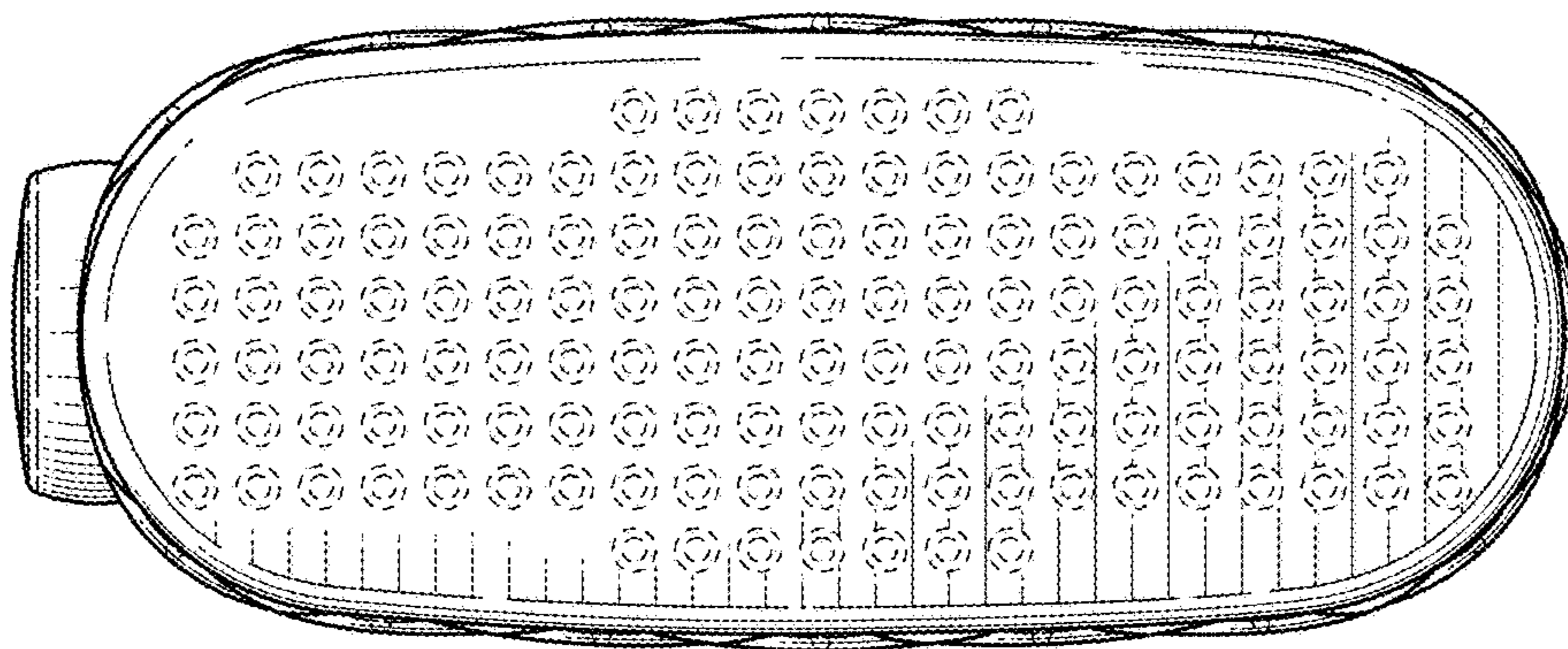


FIG. 7