



US00D805785S

(12) **United States Design Patent** (10) **Patent No.:** **US D805,785 S**
Menda et al. (45) **Date of Patent:** **** Dec. 26, 2017**

(54) **SLIM BROOM**
(71) Applicant: **Bhavna Menda**, Cupertino, CA (US)
(72) Inventors: **Bhavna Menda**, Cupertino, CA (US);
Igor Chak, Los Angeles, CA (US)
(73) Assignee: **Bhavna Menda**, Cupertino, CA (US)
(**) Term: **15 Years**
(21) Appl. No.: **29/574,996**
(22) Filed: **Aug. 21, 2016**
(51) **LOC (10) Cl.** **04-01**
(52) **U.S. Cl.**
USPC **D4/132**
(58) **Field of Classification Search**
USPC D4/100, 121, 128, 139, 130, 132, 135,
D4/138; D32/35, 40, 49, 50, 51
CPC A46B 9/02; A46B 9/025; A46B 9/026;
A46B 2200/302; A46B 2200/3026; A46B
2200/3033; A47L 11/22; A47L 11/26;
A47L 13/022; A47L 13/10; A47L 13/12;
A47L 13/255
See application file for complete search history.

(56) **References Cited**
U.S. PATENT DOCUMENTS
484,156 A * 10/1892 Koonoe A01D 7/00
15/142
1,841,228 A * 1/1932 Veeder A46B 3/08
15/173
1,852,349 A * 4/1932 Huguley A47L 13/255
15/147.1
2,029,486 A * 2/1936 Kinney A46B 9/06
15/197
3,362,038 A 1/1968 Blount
D283,176 S * 4/1986 Lapin D32/50
4,821,359 A 4/1989 Deziel et al.
D359,853 S * 7/1995 Haug D4/129
D363,821 S * 11/1995 Burgess D4/121

D374,352 S * 10/1996 Sartori D4/121
D376,698 S * 12/1996 Mikuljan D4/132
D382,117 S * 8/1997 Uranga D4/132
5,809,604 A 9/1998 Olstyn
D403,831 S * 1/1999 Dabney-Bynum D32/40
D417,325 S * 11/1999 Tintelnot D32/50
D429,072 S 8/2000 Winge
6,108,854 A * 8/2000 Dingert A46B 9/02
15/159.1
6,112,359 A * 9/2000 Kaleta A46B 17/06
15/142
D487,974 S * 4/2004 Pinochi D4/135
D497,723 S * 11/2004 Sickler D4/121
D587,417 S * 2/2009 Sartori D4/135
D635,774 S * 4/2011 Butts D4/100

(Continued)

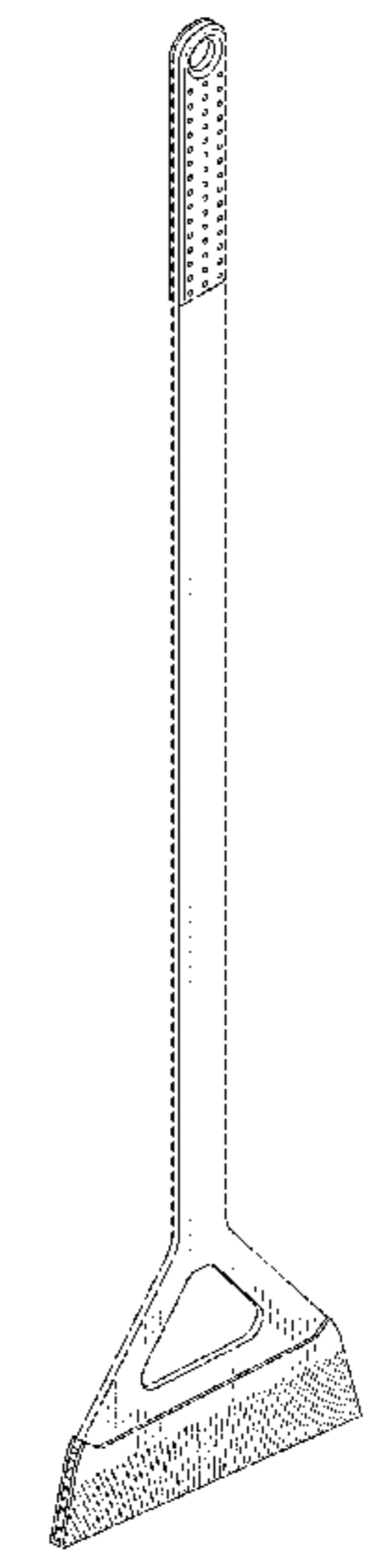
Primary Examiner — Karen E Eldridge Powers
Assistant Examiner — Jasmine Mlinarcik
(74) *Attorney, Agent, or Firm* — Haverstock & Owens
LLP

(57) **CLAIM**
The ornamental design for a slim broom, as shown and
described.

DESCRIPTION

FIG. 1 is a perspective view of a slim broom;
FIG. 2 is a front elevation view of the slim broom;
FIG. 3 is a rear elevation view of the slim broom;
FIG. 4 is a left side elevation view of the slim broom;
FIG. 5 is a right side elevation view of the slim broom;
FIG. 6 is a top plan view of the slim broom;
FIG. 7 is a bottom plan view of the slim broom;
FIG. 8 shows in more detail an enlarged front view of the
bristles of the slim broom, taken from FIG. 2; and,
FIG. 9 shows in more detail an enlarged bottom plan view
of the bristles of the slim broom, taken from FIG. 7.
The broken lines represent the bounds of the enlarged detail
views of the claimed design and form no part of the claimed
design.

1 Claim, 4 Drawing Sheets



(56)

References Cited

U.S. PATENT DOCUMENTS

| | | | | |
|--------------|------|--------|--------------------|------------------------|
| 8,402,590 | B1 | 3/2013 | Larson | |
| 8,485,611 | B2 * | 7/2013 | Weis | A46B 5/0095 264/241 |
| 2005/0015905 | A1 * | 1/2005 | Boyer | A46B 3/06 15/159.1 |
| 2009/0223007 | A1 | 9/2009 | Li | |
| 2011/0023249 | A1 | 2/2011 | Boucherie | |
| 2013/0074278 | A1 | 3/2013 | Ehrenberger et al. | |
| 2014/0047655 | A1 * | 2/2014 | Clayton | A47L 13/12 15/115 |
| 2016/0128539 | A1 * | 5/2016 | O'Connell | A46B 17/08 15/111 |

* cited by examiner

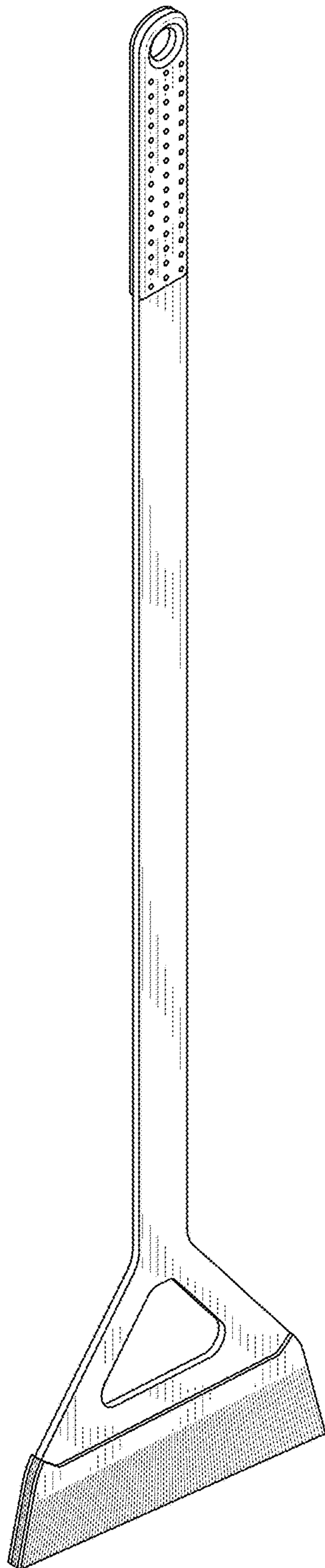


FIG. 1

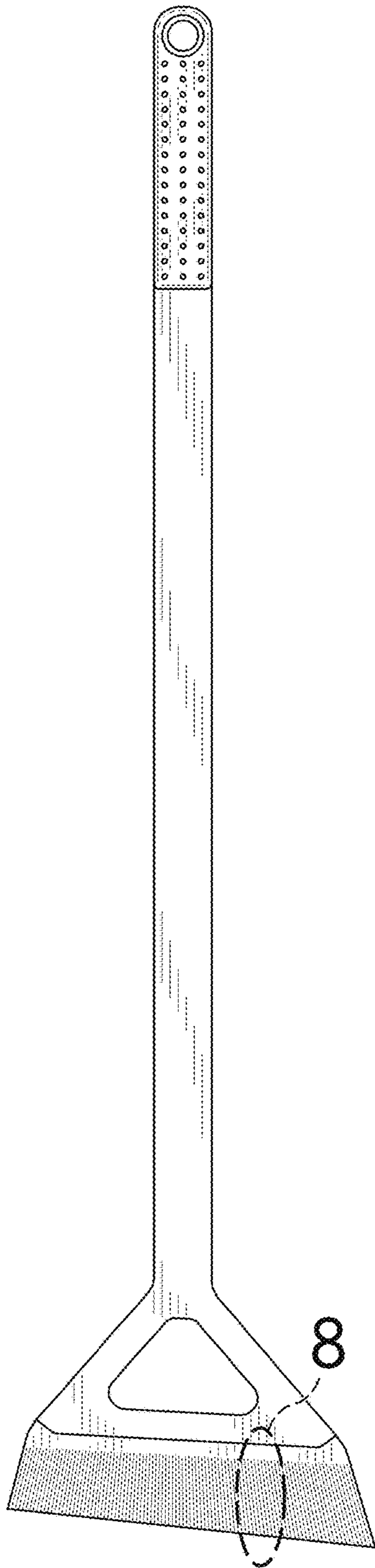


FIG. 2

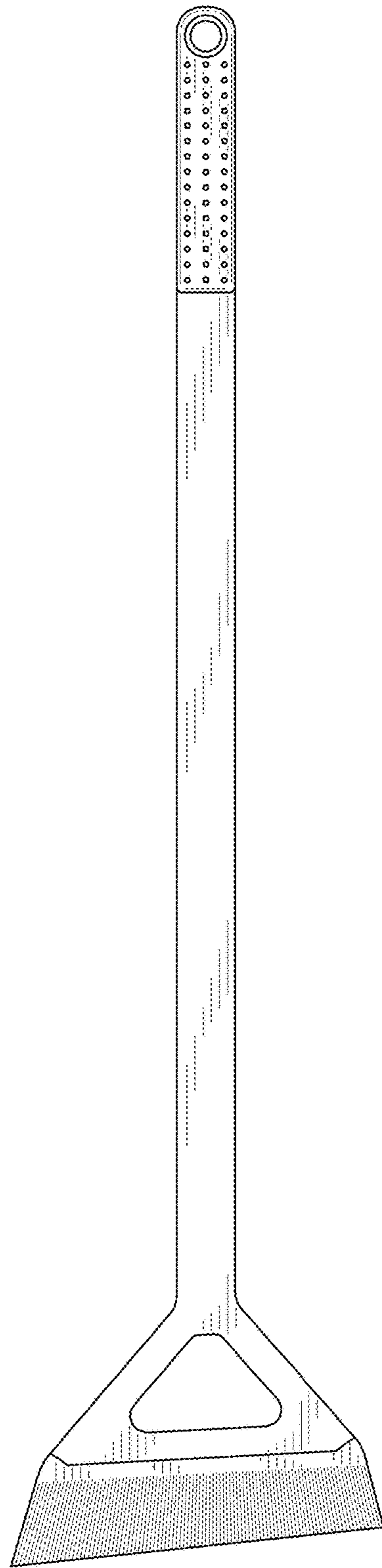


FIG. 3

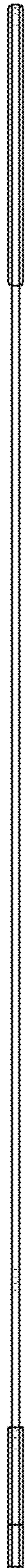


FIG. 4




FIG. 5



FIG. 6

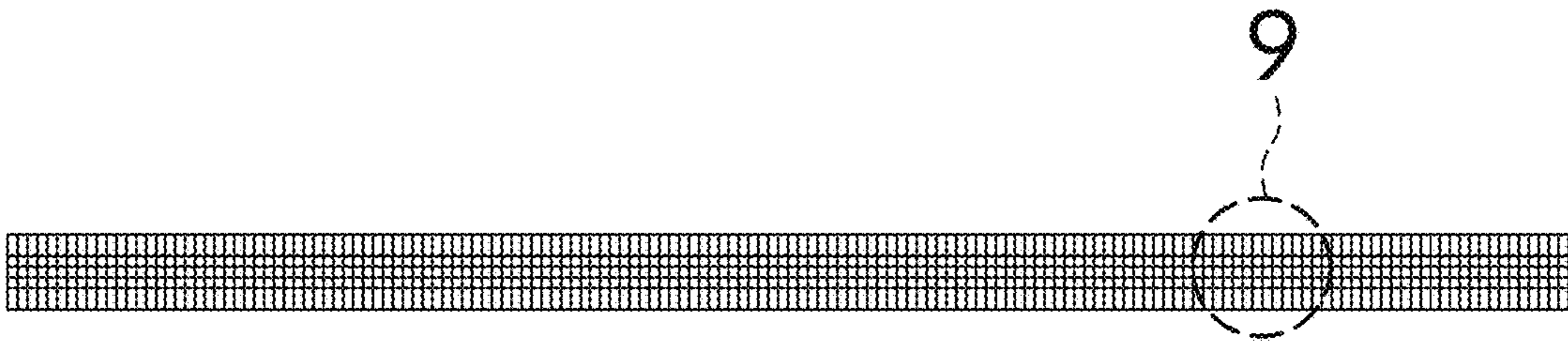


FIG. 7




FIG. 8

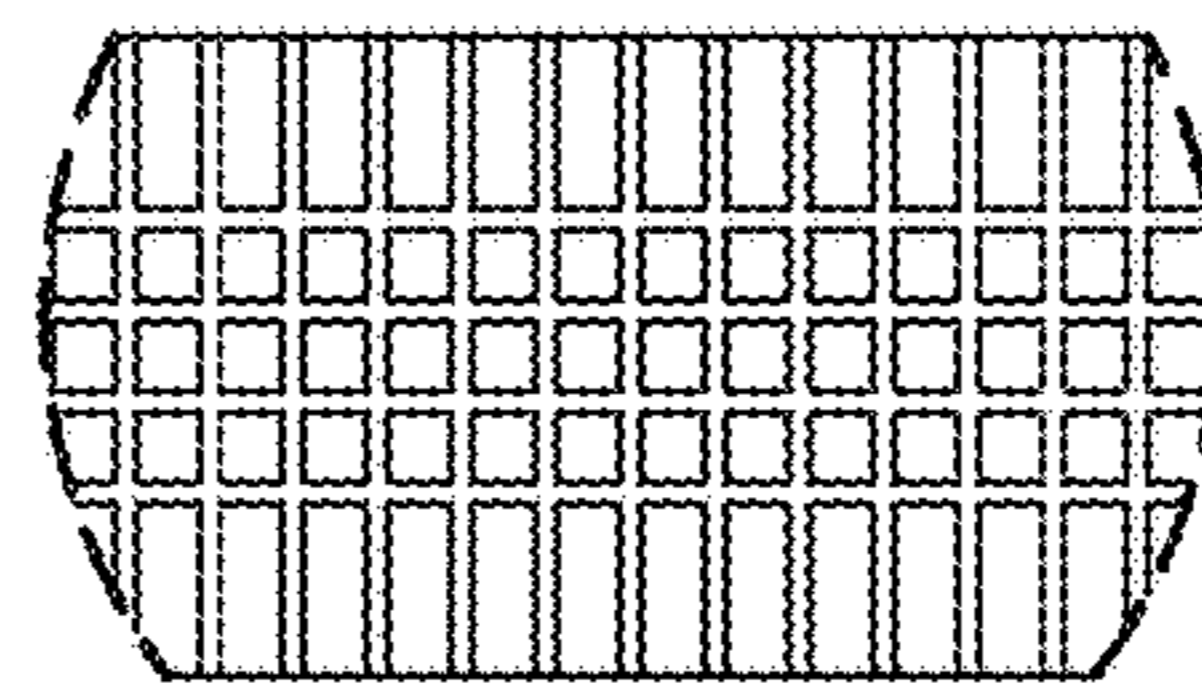


FIG. 9