



US00D805771S

(12) **United States Design Patent**
Newson

(10) **Patent No.:** **US D805,771 S**

(45) **Date of Patent:** **** Dec. 26, 2017**

(54) **LUGGAGE**

(71) Applicant: **Louis Vuitton Malletier**, Paris (FR)

(72) Inventor: **Marc Newson**, London (GB)

(73) Assignee: **Louis Vuitton Malletier**, Paris (FR)

(**) Term: **15 Years**

(21) Appl. No.: **29/567,339**

(22) Filed: **Jun. 8, 2016**

(30) **Foreign Application Priority Data**

Dec. 18, 2015 (FR) 2015-6155

(51) **LOC (10) Cl.** **03-01**

(52) **U.S. Cl.**
USPC **D3/279**

(58) **Field of Classification Search**
USPC D3/273, 276, 279, 281, 282, 289, 291,
D3/902, 272
CPC A45C 5/00; A45C 5/03; A45C 2005/037;
A45C 5/14; A45C 7/0027; A45C 7/0018;
A45C 2005/032; A45C 2005/035; A45C
5/04

See application file for complete search history.

(56) **References Cited**

U.S. PATENT DOCUMENTS

D435,967 S * 1/2001 Tiramani D3/273
D623,856 S * 9/2010 Pezzini D3/279
D625,517 S * 10/2010 Rossi D3/272
D637,811 S * 5/2011 Hong D3/272
D644,435 S * 9/2011 Weng D3/279
D711,648 S * 8/2014 Chen D3/279
D712,143 S * 9/2014 Chehebar D3/279

(Continued)

OTHER PUBLICATIONS

Youtube, "Video Trolley Bellagio by Bric's", Posted by user Valigeria Ambrosetti on Apr. 15, 2014, Accessed Apr. 27, 2017. (<https://youtu.be/mVzluGIV7M>).*

(Continued)

Primary Examiner — Jennifer Rivard

Assistant Examiner — April Rivas

(74) *Attorney, Agent, or Firm* — Finnegan, Henderson, Farabow, Garrett & Dunner, LLP


(57) **CLAIM**

The ornamental design for a luggage, as shown and described.

DESCRIPTION

FIG. 1 is a top, front, right perspective view of luggage showing my new design;
FIG. 2 is a front elevation view thereof;
FIG. 3 is rear elevation view thereof;
FIG. 4 is a top plan view thereof;
FIG. 5 is a bottom plan view thereof;
FIG. 6 is a right side view thereof;
FIG. 7 is a left side view thereof;
FIG. 8 is a top, front, right perspective view thereof in an alternate configuration with the handle in an extended position;
FIG. 9 is a front elevation view of the alternate configuration;
FIG. 10 is rear elevation view thereof of the alternate configuration;
FIG. 11 is a top plan view thereof of the alternate configuration;
FIG. 12 is a bottom plan view thereof of the alternate configuration;
FIG. 13 is a right side view thereof of the alternate configuration;
FIG. 14 is a left side view thereof of the alternate configuration; and,
FIG. 15 is a perspective view of the configuration shown in FIG. 1 in an open position.

1 Claim, 15 Drawing Sheets



(56)

References Cited

U.S. PATENT DOCUMENTS

D714,056 S * 9/2014 Weng D3/279
2004/0188205 A1* 9/2004 Badaan A45C 13/04
190/124
2006/0249344 A1* 11/2006 Ruby A45C 13/36
190/126
2011/0048882 A1* 3/2011 Chiang A45C 5/03
190/107
2012/0247897 A1* 10/2012 Sheikh A45C 13/262
190/115
2014/0041978 A1* 2/2014 Chang A45C 7/0018
190/18 A
2014/0131964 A1* 5/2014 Farrelly A45C 5/14
280/79.2
2014/0238801 A1* 8/2014 Lai A45C 7/0031
190/105
2015/0021133 A1* 1/2015 Xu A45C 5/03
190/18 A
2016/0029757 A1* 2/2016 Karl A45C 5/14
190/18 A
2017/0020254 A1* 1/2017 Kim A45C 13/001

OTHER PUBLICATIONS

Louis Vitton, "Men>Travel> Rolling Luggage", Accessed Apr. 27, 2017. (http://uk.louisvuitton.com/eng-gb/men/travel/rolling-luggage/_/N-chbqx1Z1mxouh7/#hfm=1).*

* cited by examiner




FIG. 1



FIG. 2



FIG. 3




FIG. 4

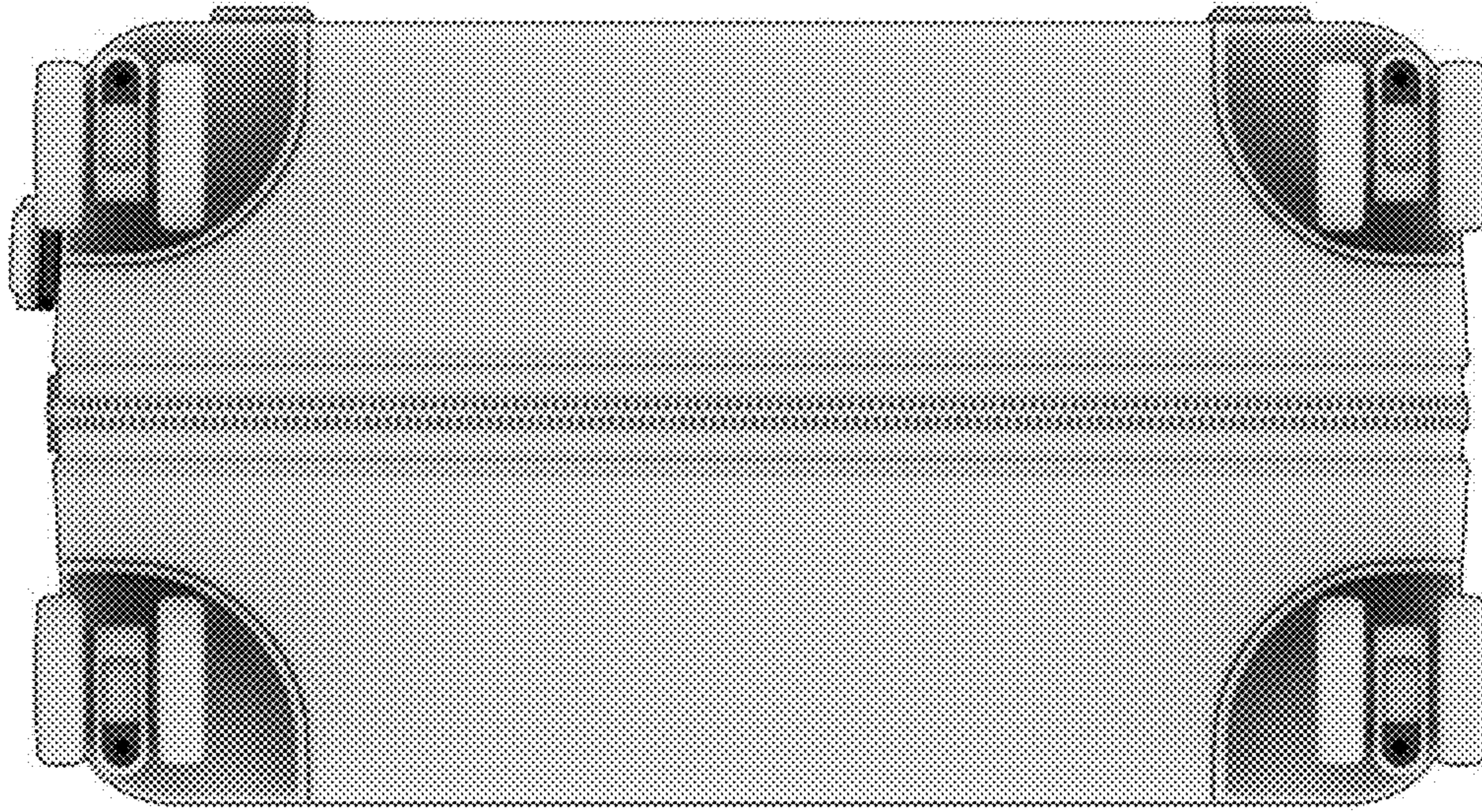


FIG. 5




FIG. 6




FIG. 7



FIG. 8



FIG. 9



FIG. 10




FIG. 11




FIG. 12




FIG. 13




FIG. 14




FIG. 15