



US00D805750S

(12) **United States Design Patent** (10) **Patent No.:** **US D805,750 S**  
**Winfield** (45) **Date of Patent:** **\*\* Dec. 26, 2017**

(54) **SHOE UPPER**  
(71) Applicant: **NIKE, Inc.**, Beaverton, OR (US)  
(72) Inventor: **Andrew Winfield**, Beaverton, OR (US)  
(73) Assignee: **NIKE, Inc.**, Beaverton, OR (US)  
(\*\*) Term: **15 Years**  
(21) Appl. No.: **29/574,316**

D654,262 S *	2/2012	Jarvis .....	D2/972
D689,684 S *	9/2013	McMillan .....	D2/972
D693,104 S *	11/2013	McMillan .....	D2/972
D770,752 S *	11/2016	McMillan .....	D2/972
D773,795 S *	12/2016	Lok .....	D2/973
D774,287 S *	12/2016	Taestensen .....	D2/908
D780,426 S *	3/2017	Winfield .....	D2/972
D790,191 S *	6/2017	Small .....	D2/972
D790,834 S *	7/2017	Roulo .....	D2/972
D790,836 S *	7/2017	Williams, Jr. ....	D2/972
D791,462 S *	7/2017	Cordel .....	D2/972

(22) Filed: **Aug. 14, 2016**  
(51) **LOC (10) Cl.** ..... **02-04**  
(52) **U.S. Cl.**  
USPC ..... **D2/972**  
(58) **Field of Classification Search**  
USPC ..... D2/902, 906-912, 943-947, 964,  
D2/968-969, 970, 972-974, 977, 980,  
D2/983-986, 994, 901; D24/192  
CPC ... A43B 3/0047; A43B 3/0052; A43B 3/0057;  
A43B 3/0063; A43B 3/0068; A43B  
3/0073; A43B 1/04; A43B 1/06; A43B  
5/00; A43B 5/02; A43B 5/06; A43B 5/10;  
A43B 5/14; A43B 23/0245; A43B  
13/125; A43B 13/186; A43C 3/00; A43C  
7/06  
See application file for complete search history.

**OTHER PUBLICATIONS**

“Jordan Brand’s Newest Lifestyle Shoe is Partly Inspired by the Air Jordan 4,” Nike Jordan Express pictured therein, as poste at SneakerNews.com [online], posted on Mar. 10, 2017, [site visited Oct. 24, 2017]. Available from the Internet, <URL: https://sneakernews.com/2017/03/10/jordan-express-lifestyle-shoe-air-jordan-4/>.\*

\* cited by examiner

*Primary Examiner* — Jeffrey D Asch  
*Assistant Examiner* — Rebekah A Caruso  
(74) *Attorney, Agent, or Firm* — Banner & Witcoff, Ltd.

(57) **CLAIM**

The ornamental design for a shoe upper, as shown and described.

(56) **References Cited**

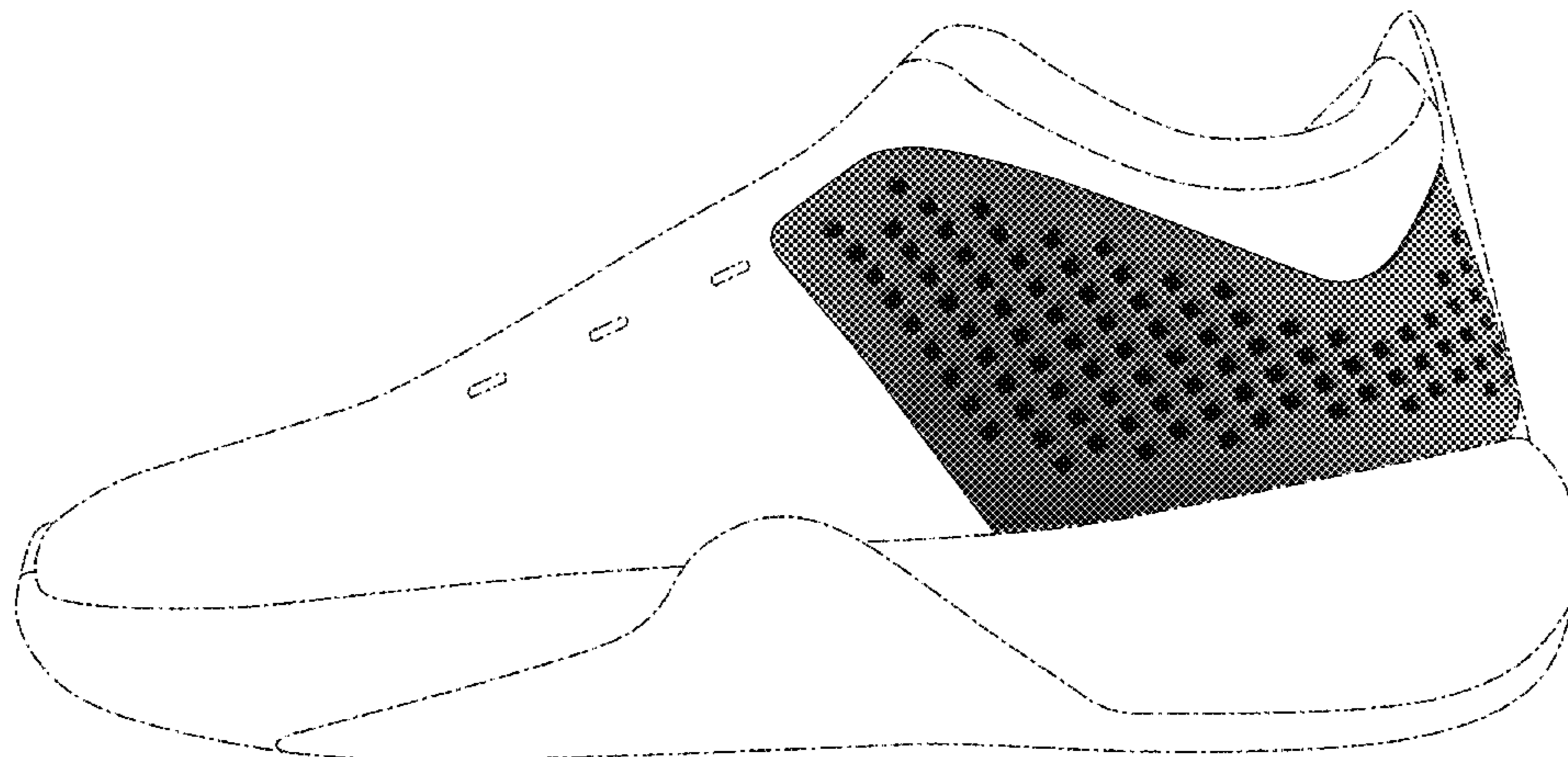
**U.S. PATENT DOCUMENTS**

4,813,158 A *	3/1989	Brown .....	A43B 5/00 36/114
5,497,564 A *	3/1996	Allen .....	A43C 5/00 24/713.7
D385,996 S *	11/1997	Tresser .....	D2/972
D576,381 S *	9/2008	Weber .....	D2/902
D578,294 S *	10/2008	Mervar .....	D2/969
D579,186 S *	10/2008	Mervar .....	D2/969
D594,203 S *	6/2009	Banik .....	D2/969
D624,297 S *	9/2010	Henderson .....	D2/972
D636,591 S *	4/2011	Miner .....	D2/972
D642,787 S *	8/2011	Lee .....	D2/972

**DESCRIPTION**

FIG. 1 is a front perspective view of a shoe upper showing my new design;  
FIG. 2 is a side view thereof; and,  
FIG. 3 is a rear perspective view thereof.  
The broken lines immediately adjacent to the rear and bottom portions of the photographic area define the bounds of the claimed design, and form no part thereof. The broken lines showing the remainder of the shoe are for environmental purposes only and form no part of the claimed design.

**1 Claim, 3 Drawing Sheets**



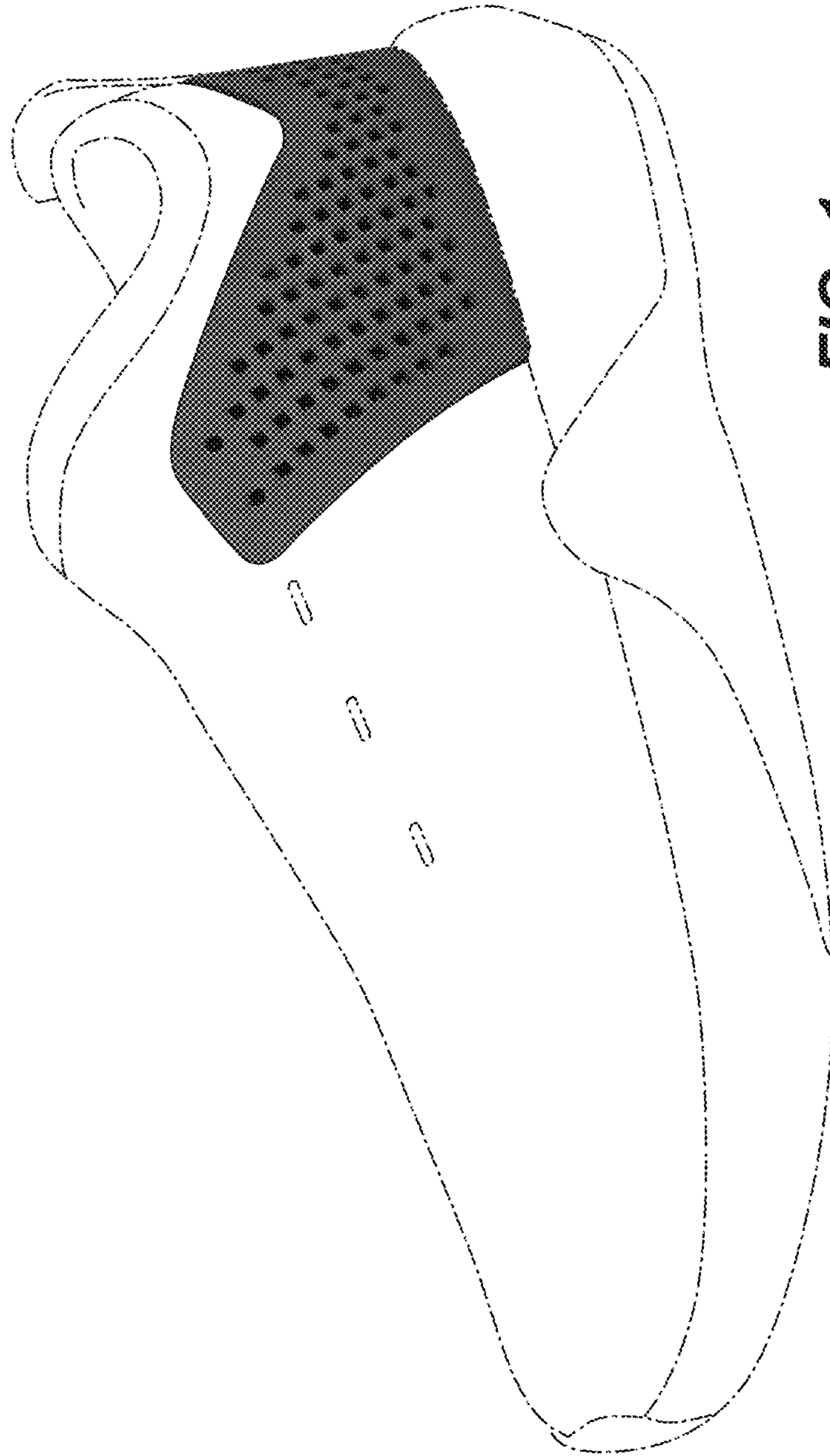
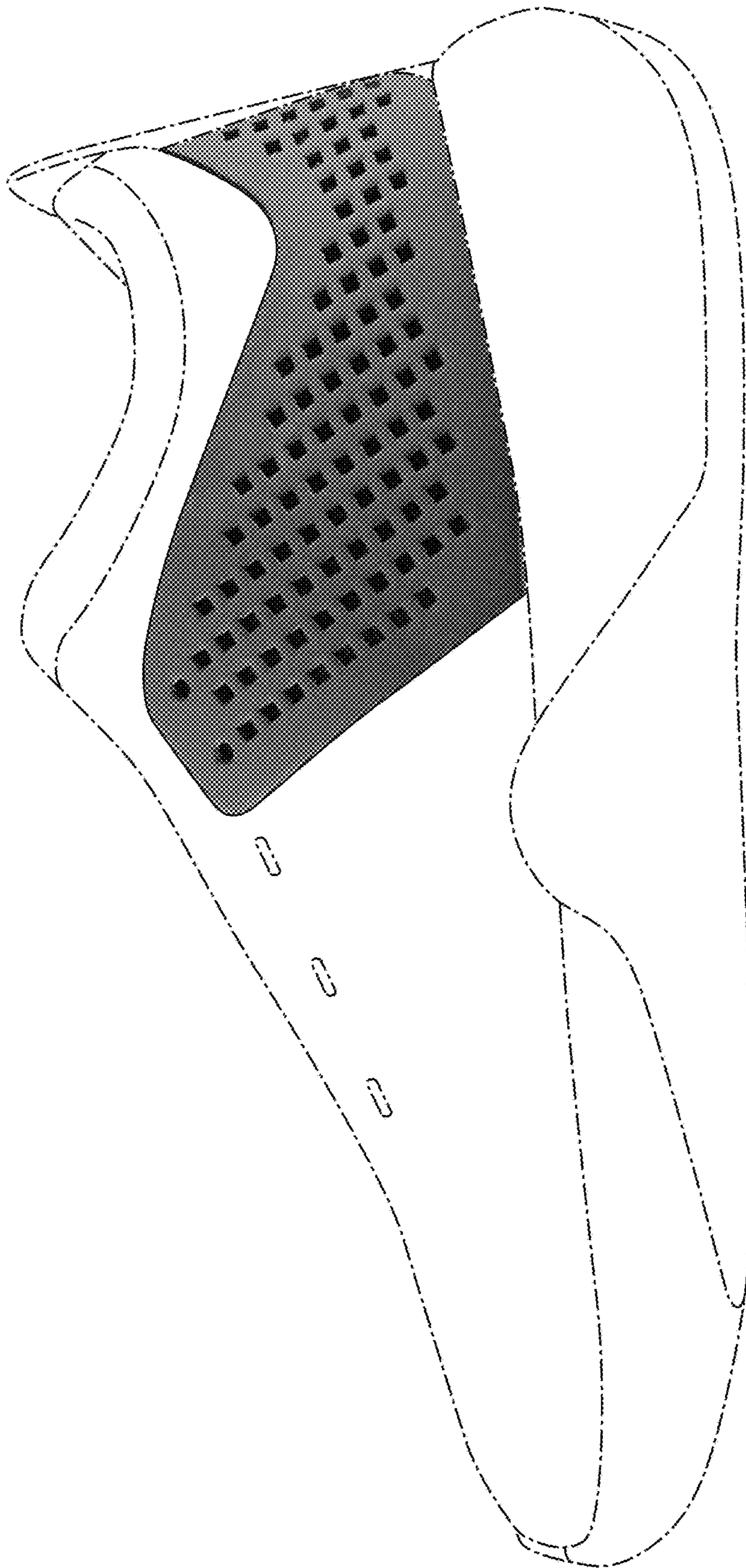
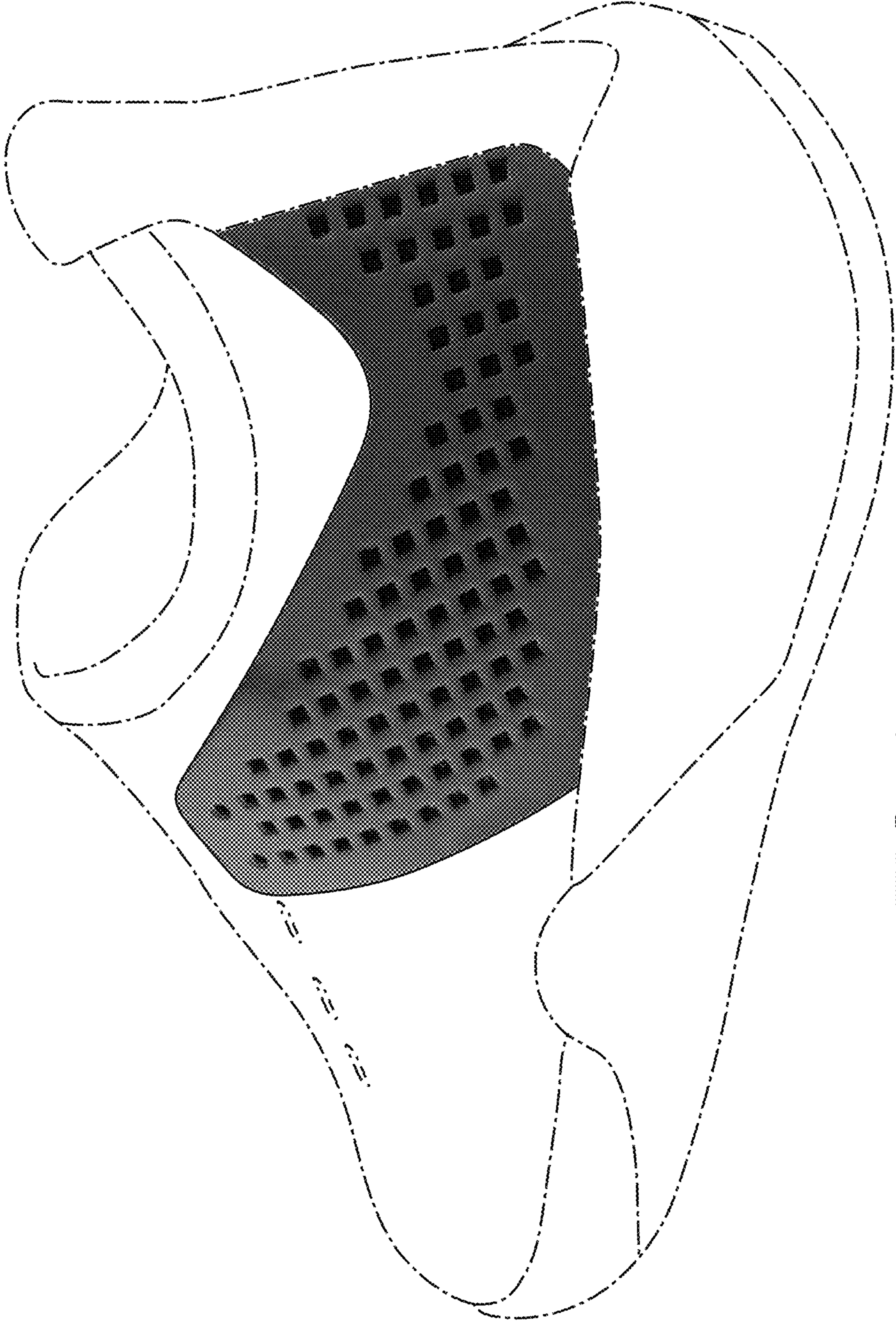


FIG. 1



**FIG. 2**



**FIG. 3**