



US00D805749S

(12) **United States Design Patent**
Mokos et al.

(10) **Patent No.:** **US D805,749 S**
(45) **Date of Patent:** **** Dec. 26, 2017**

(54) **SHOE UPPER**

(71) Applicant: **Cole Haan LLC**, New York, NY (US)

(72) Inventors: **Jeffrey Mokos**, Greenland, NH (US);
Scott Patt, Greenland, NH (US)

(73) Assignee: **COLE HAAN LLC**, New York, NY
(US)

(**) Term: **15 Years**

(21) Appl. No.: **29/552,689**

(22) Filed: **Jan. 25, 2016**

(51) **LOC (10) Cl.** **02-04**

(52) **U.S. Cl.**
USPC **D2/972**; D5/1

(58) **Field of Classification Search**
USPC D2/902, 906–907, 909–912, 943–946,
D2/957–960, 964, 969, 972–974,
D2/977–978; D5/47, 54, 63, 1–3, 53, 58,
D5/61
CPC ... A43B 3/0047; A43B 3/0052; A43B 3/0057;
A43B 3/0063; A43B 3/0068; A43B
3/0073; A43B 1/04; A43B 1/06; A43B
5/00; A43B 5/02; A43B 5/06; A43B 5/10;
A43B 5/14; A43B 23/0245; A43B
13/125; A43B 13/186; A43C 3/00; A43C
7/06

See application file for complete search history.

(56) **References Cited**

U.S. PATENT DOCUMENTS

- D29,749 S * 11/1898 Bunker D2/961
- 863,054 A * 8/1907 Dickerson A47L 23/24
15/215
- 1,637,410 A * 8/1927 Coryell E04F 13/04
52/446
- D82,079 S * 9/1930 Daniels D2/974
- D90,233 S * 7/1933 Daniels D2/972
- D90,234 S * 7/1933 Daniels D2/969
- D90,235 S * 7/1933 Daniels D2/972

- D96,687 S * 8/1935 Lutz D2/945
- D97,945 S * 12/1935 Lutz D2/974
- D103,054 S * 2/1937 Lutz D2/945
- D108,334 S * 2/1938 Lutz D2/945
- 2,124,727 A * 7/1938 Bown A43B 7/085
12/142 V

(Continued)

OTHER PUBLICATIONS

“Dress Revolution,” Cole Haan Washington Grand Laser Wingtip Oxford pictured therein, as posted by Annie Loynd at footwearplussmagazine.com [online], posted on Sep. 7, 2016 [site visited Mar. 22, 2017]. Available on the Internet, <URL: <http://footwearplussmagazine.com/2016/09/news/dress-revolution/>>.*

Primary Examiner — Jeffrey D Asch

Assistant Examiner — Rebekah A Caruso

(74) *Attorney, Agent, or Firm* — Thompson Coburn LLP

(57) **CLAIM**


The ornamental design for a shoe upper, as shown and described.

DESCRIPTION

FIG. 1 is a perspective view of a shoe upper showing our new design positioned at a first exemplary location; FIG. 2 is a top plan view thereof; and, FIG. 3 is a medial side elevational view of a shoe upper showing our new design positioned at a second exemplary location.

The broken lines immediately adjacent the shaded areas represent the bounds of the claimed design while all other broken lines are directed to environment and are for illustrative purposes only; the broken lines form no part of the claimed design. The depicted locations of the claimed design on the shoe upper are for illustrative purposes only and form no part of the claimed design. The solid black shading represents the color contrast shown in the drawings between an inner lining of the upper and an adjacent portion of an outer lining of the upper.

1 Claim, 3 Drawing Sheets



(56)

References Cited

U.S. PATENT DOCUMENTS

D119,276 S * 3/1940 Lutz D2/945
2,398,623 A * 4/1946 Daniels A43B 7/085
12/142 V
D172,703 S * 7/1954 Bull D5/53
D301,657 S * 6/1989 Brown D2/972
D341,944 S * 12/1993 Peter D5/53
D370,127 S * 5/1996 Bonaddio D5/53
D436,738 S * 1/2001 Bredendick D5/53
D478,205 S 8/2003 Hardy
D487,336 S 3/2004 Matis
D504,012 S * 4/2005 Fullum D2/972
6,990,755 B2 1/2006 Hatfield et al.
D515,299 S 2/2006 Burg
D522,722 S * 6/2006 Wilkenfeld D2/902
D568,600 S * 5/2008 Chang D2/972
D576,381 S * 9/2008 Weber D2/902
D577,185 S 9/2008 Link
D578,294 S * 10/2008 Mervar D2/969
D579,186 S * 10/2008 Mervar D2/969
D594,203 S * 6/2009 Banik D2/969
D598,190 S * 8/2009 Weber D2/969
D639,566 S * 6/2011 Ko D5/56
D663,519 S 7/2012 Grangaard
D689,684 S 9/2013 McMillan
D693,104 S 11/2013 McMillan
D693,109 S 11/2013 Taylor
D707,943 S 7/2014 Nascimento
D713,632 S * 9/2014 da Costa Pereira
Machado D2/972
D737,562 S 9/2015 Avar
D740,538 S 10/2015 Roulo
D752,329 S 3/2016 Kirschner
D752,330 S 3/2016 O'Connor et al.
D773,795 S * 12/2016 Lok D2/973

* cited by examiner

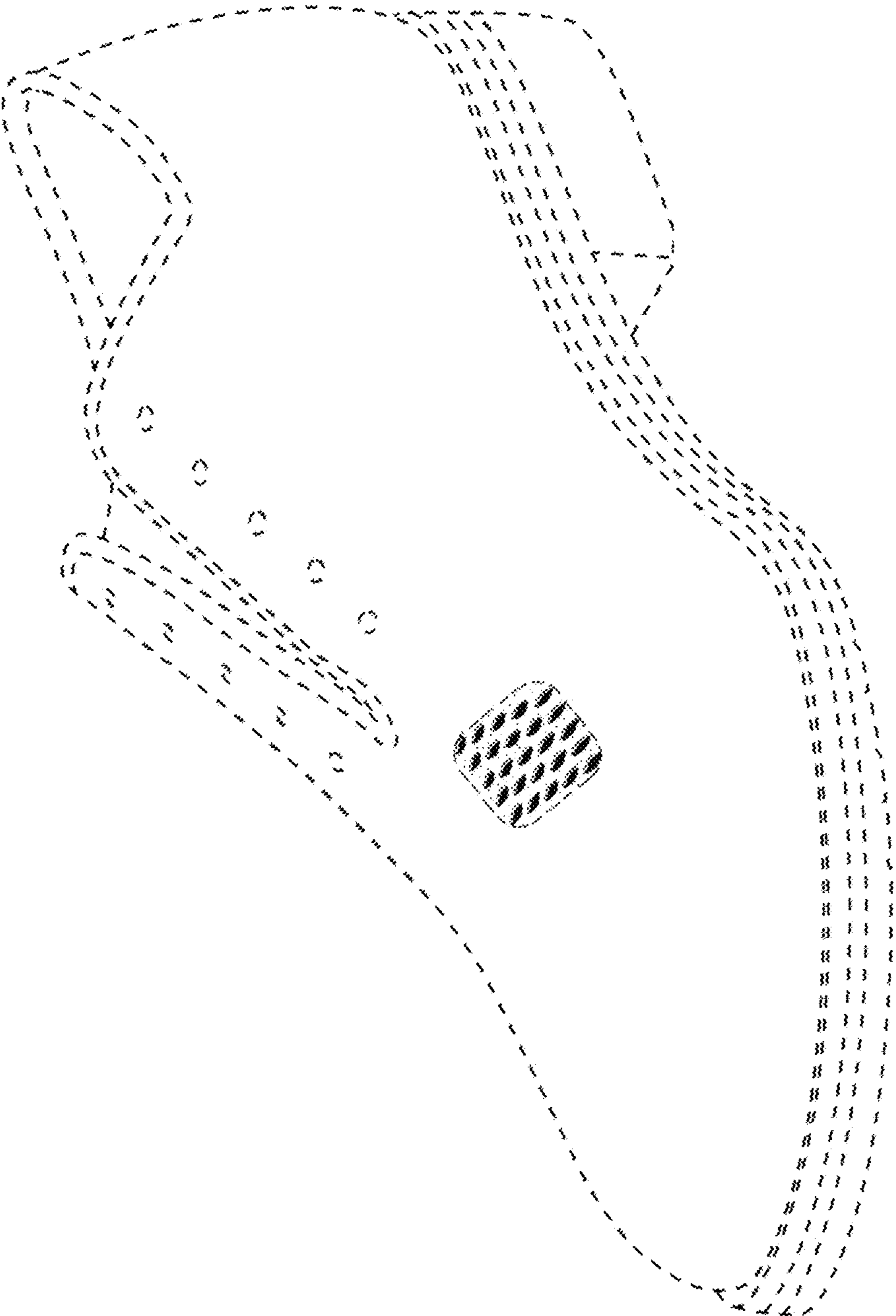


FIG. 1

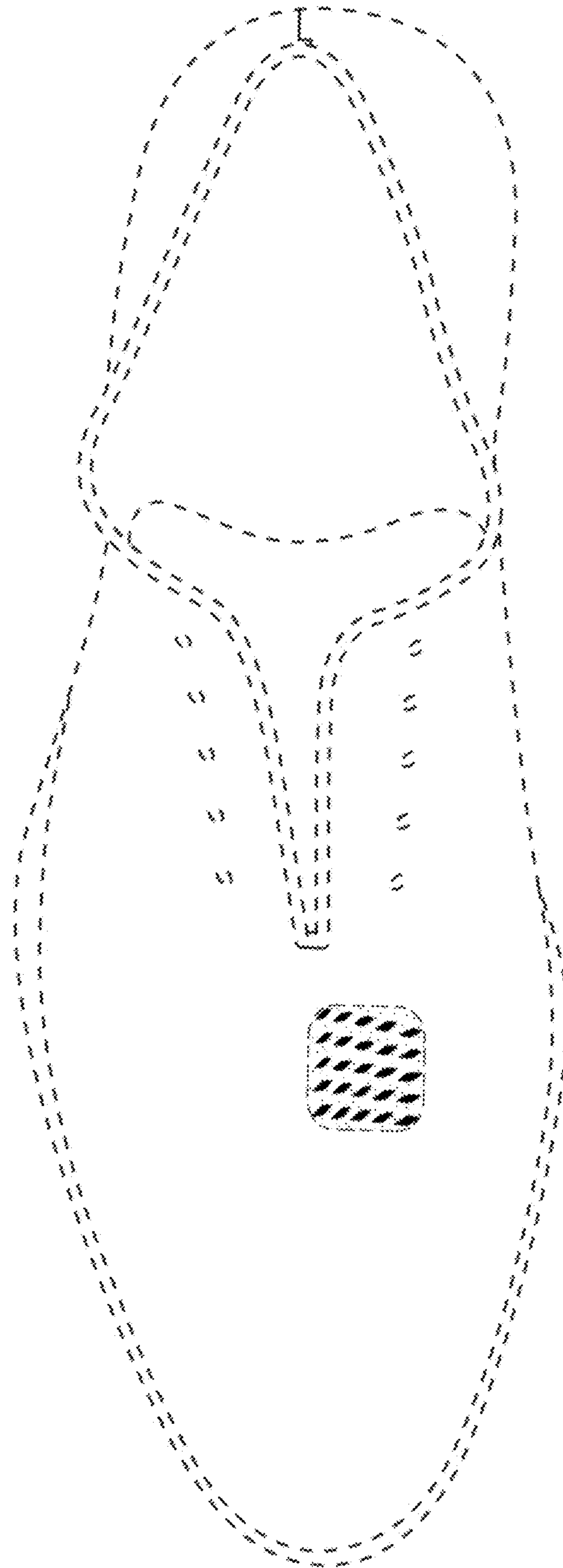


FIG. 2

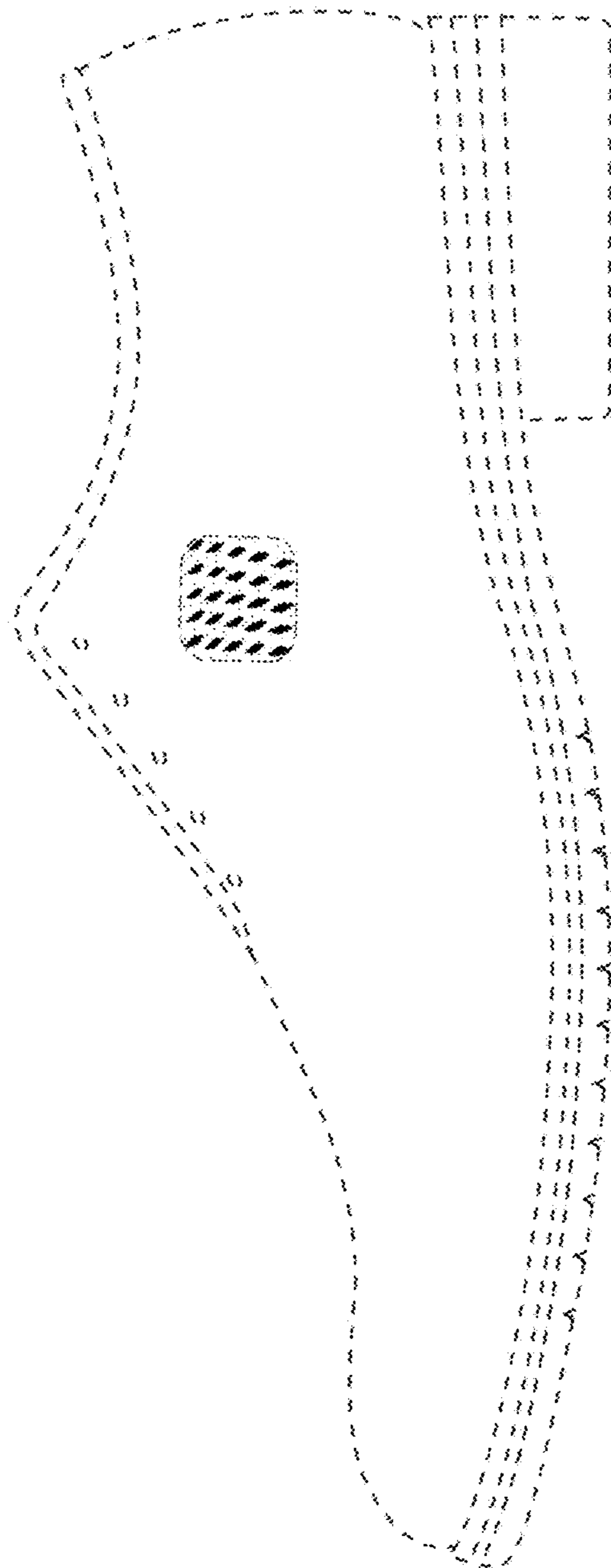


FIG. 3