



US00D805748S

(12) **United States Design Patent**
Bacon

(10) **Patent No.:** **US D805,748 S**

(45) **Date of Patent:** **** Dec. 26, 2017**

(54) **GOLF SHOE UPPER**

(71) Applicant: **Acushnet Company**, Fairhaven, MA (US)
(72) Inventor: **Jonathan G. Bacon**, East Taunton, MA (US)

(73) Assignee: **Acushnet Company**, Fairhaven, MA (US)

(**) Term: **15 Years**

(21) Appl. No.: **29/569,916**

(22) Filed: **Jul. 1, 2016**

(51) **LOC (10) Cl.** **02-04**

(52) **U.S. Cl.**
USPC **D2/969**

(58) **Field of Classification Search**
USPC D2/969, 972-974, 902, 906-912, D2/943-945, 970, 977, 881, 882, 901, D2/986
CPC ... A43B 3/0047; A43B 3/0052; A43B 3/0057; A43B 3/0063; A43B 3/0068; A43B 3/0073; A43B 1/04; A43B 1/06; A43B 5/00; A43B 5/02; A43B 5/06; A43B 5/10; A43B 5/14; A43B 23/0245; A43B 13/125; A43B 13/186; A43C 3/00; A43C 7/06

See application file for complete search history.

(56) **References Cited**

U.S. PATENT DOCUMENTS

D319,721 S *	9/1991	Clark	D2/969
D420,501 S	2/2000	Hlavacs		
D434,211 S *	11/2000	Gee	D2/907
D524,016 S *	7/2006	Robinson, Jr.	D2/902
D528,286 S	9/2006	Schambra et al.		
D532,964 S	12/2006	Kuerbis		
D571,997 S	7/2008	Teeter et al.		
D603,598 S *	11/2009	Bacon	D2/969

(Continued)

OTHER PUBLICATIONS

FootJoy, CountourFIT Men's Golf Shoes, as posted on FootJoy.com [online], first review posted on Jan. 14, 2017, [site visited Jun. 29, 2017]. Available on the Internet, <URL: <http://www.footjoy.com/countourfit/020CON.html#pr-header-back-to-top-link>>.*

Primary Examiner — Jeffrey D Asch
Assistant Examiner — Rebekah A Caruso

(74) *Attorney, Agent, or Firm* — Daniel W. Sullivan

(57) **CLAIM**


The ornamental design for a golf shoe upper, as shown and described.

DESCRIPTION

FIG. 1 is a top perspective view of the golf shoe upper of this invention;
FIG. 2 is a top plan view of the golf shoe upper of this invention;
FIG. 3 is a lateral side elevation view of the golf shoe upper of this invention;
FIG. 4 is a medial side elevation view of the golf shoe upper of this invention;
FIG. 5 is a bottom plan view of the golf shoe upper of this invention;
FIG. 6 is a front elevation view of the golf shoe upper of this invention; and,
FIG. 7 is a rear elevation view of the golf shoe upper of this invention.

In FIGS. 1-7, the broken lines showing a logo on the top surface of the shoe form no part of the claimed design. The different stippling shown on the top surface of the shoe indicates a contrast in texture between the respective areas of the top surface and is not surface shading. Also, the broken lines showing a shoe outsole including cleats on the bottom surface of the shoe form no part of the claimed design. All remaining broken lines are representative of stitching that forms part of the claimed design.

1 Claim, 5 Drawing Sheets



(56)

References Cited

U.S. PATENT DOCUMENTS

D604,034 S	*	11/2009	Bacon	D2/969
D628,785 S	*	12/2010	Feeney	D2/969
D628,786 S		12/2010	Lane, III	
D633,702 S	*	3/2011	Mochen	D2/969
D654,681 S	*	2/2012	Bacon	D2/906
D666,404 S		9/2012	Shaffer	
D707,027 S		6/2014	Shaffer	
D707,028 S		6/2014	Parker et al.	
D725,360 S	*	3/2015	Bacon	D2/907
D764,157 S	*	8/2016	Bacon	D2/969
D770,161 S	*	11/2016	Lok	D2/973
D782,800 S	*	4/2017	Smyth	D2/972
D783,990 S	*	4/2017	Dolce	D2/972

* cited by examiner

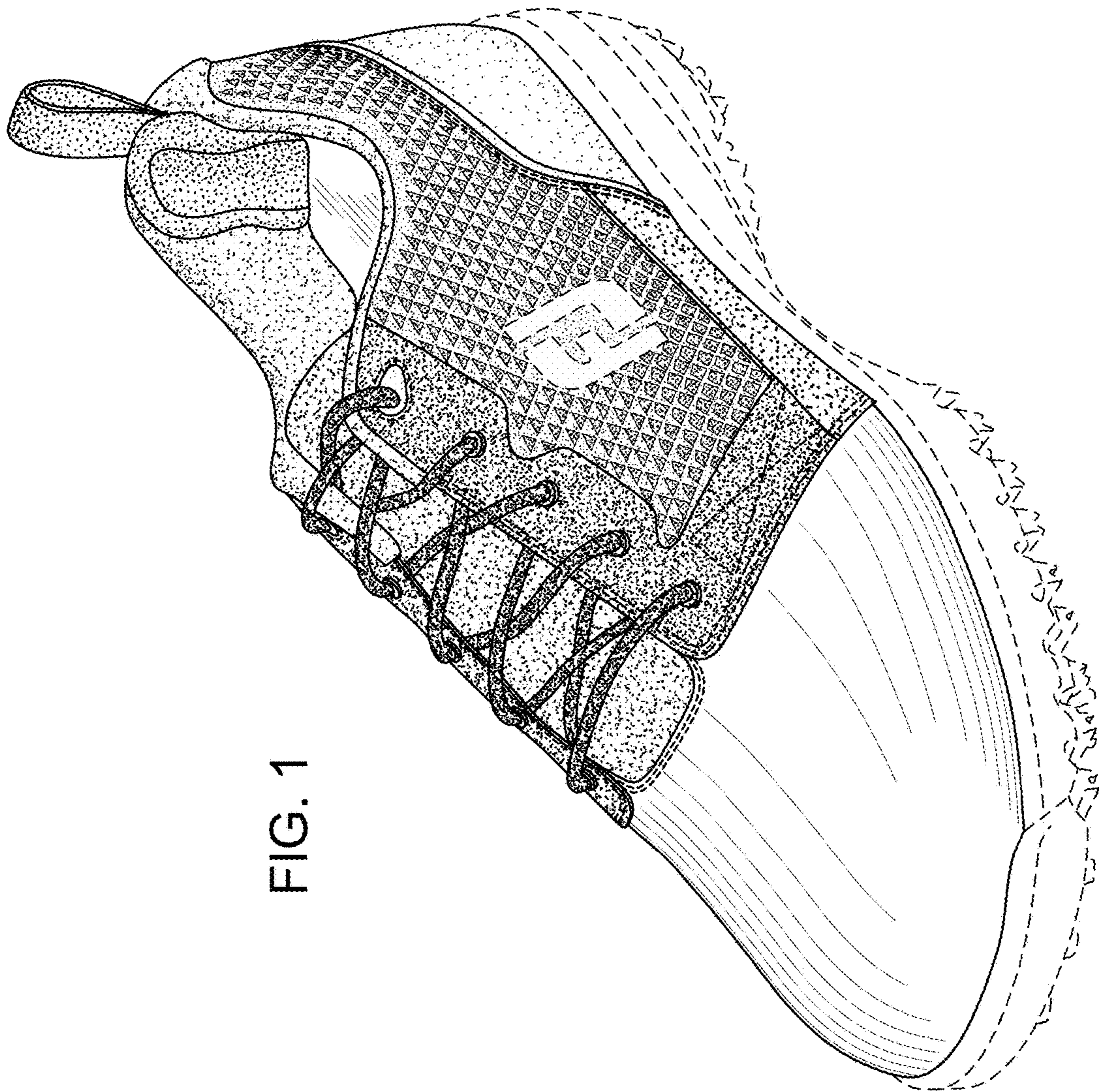


FIG. 1




FIG. 2

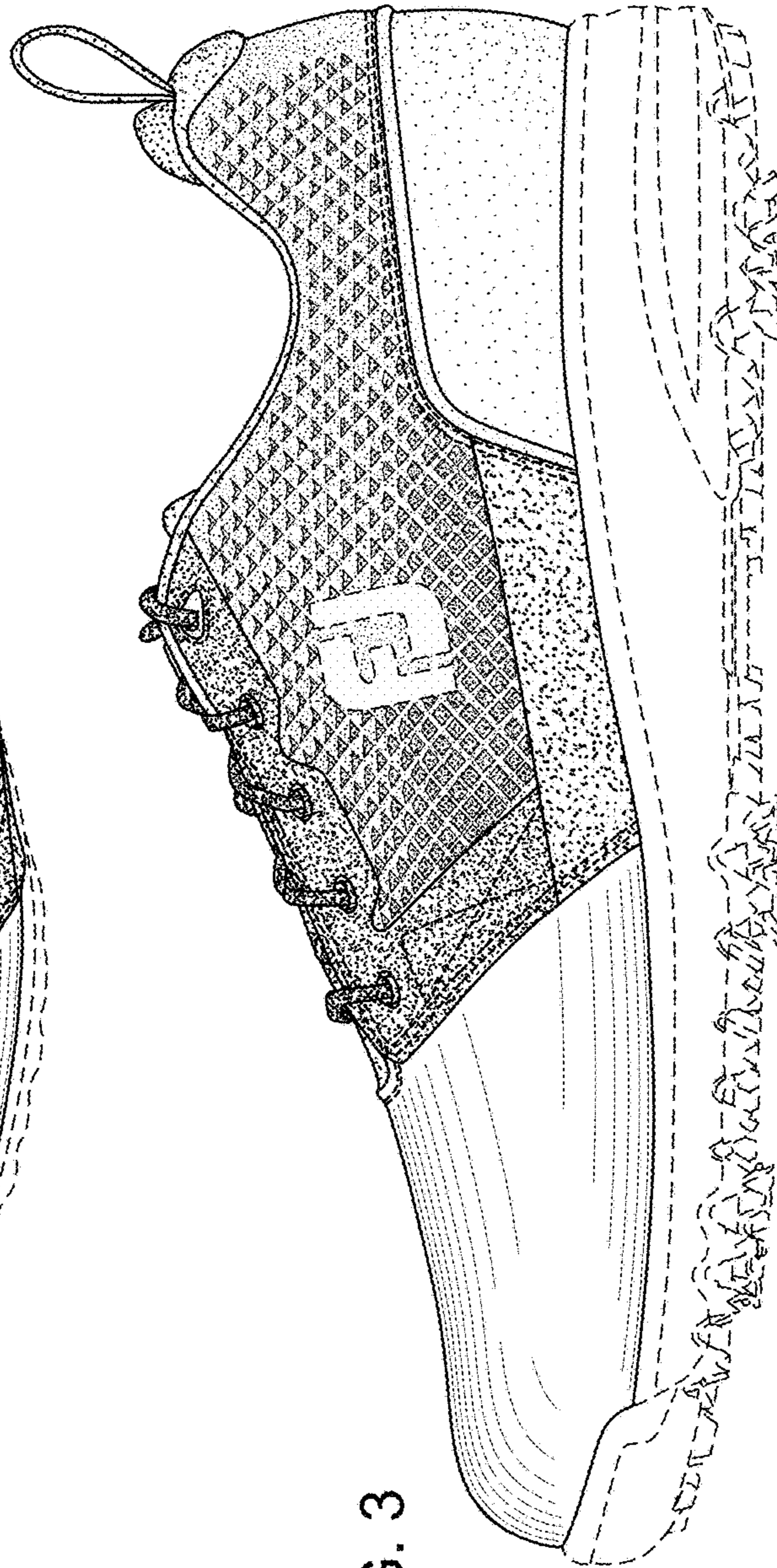
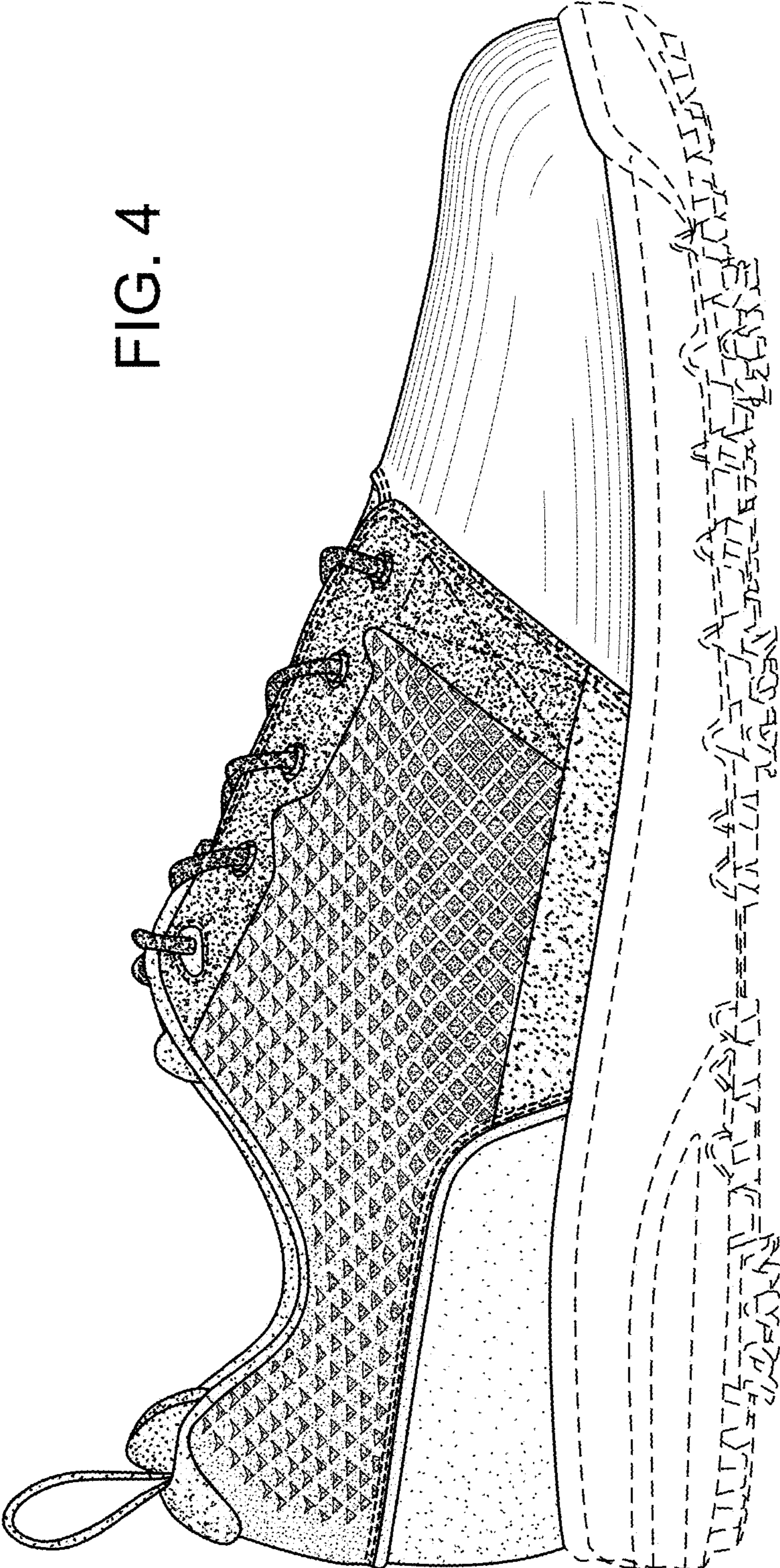


FIG. 3

FIG. 4



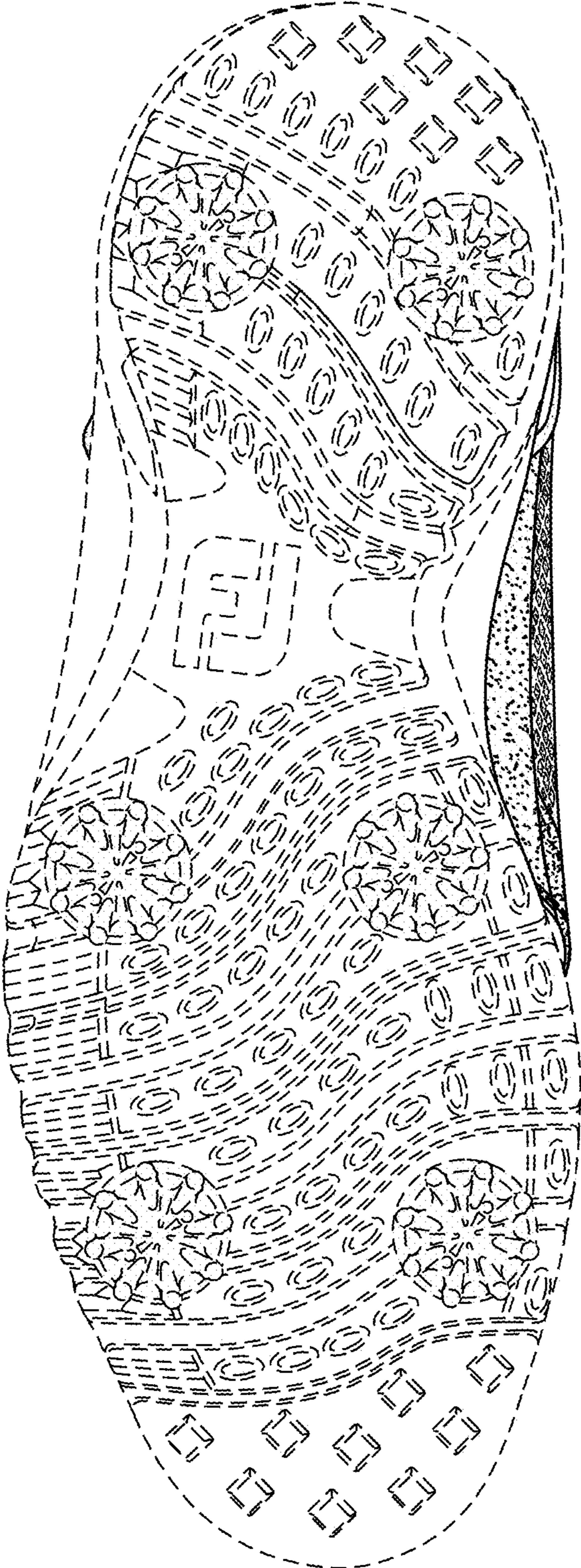


FIG. 5

FIG. 6

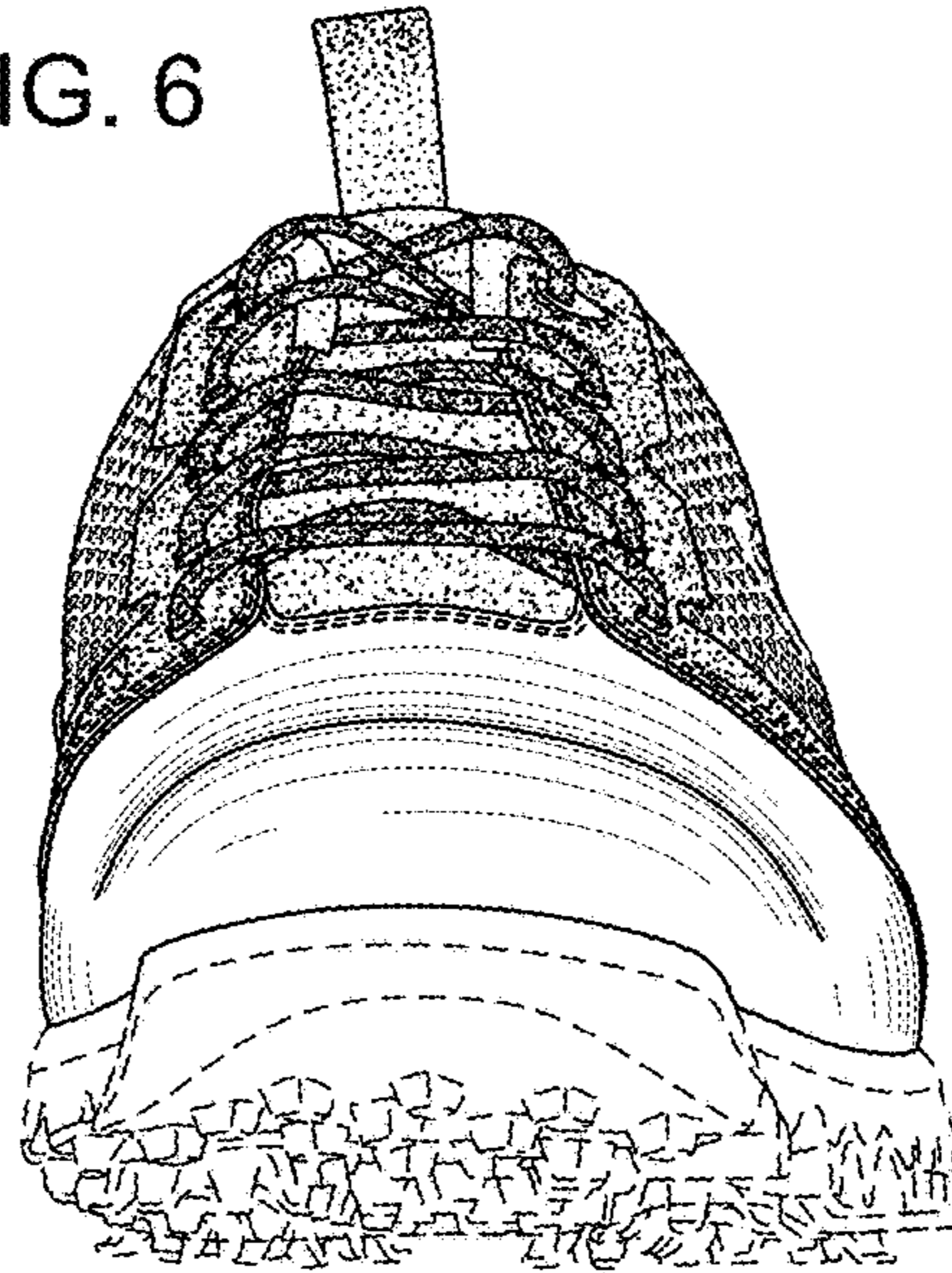


FIG. 7

