



US00D805743S

(12) **United States Design Patent**
Feeney et al.

(10) **Patent No.:** **US D805,743 S**

(45) **Date of Patent:** **** Dec. 26, 2017**

- (54) **GOLF SHOE**
- (71) Applicant: **Acushnet Company**, Fairhaven, MA (US)
- (72) Inventors: **James M. Feeney**, Marion, MA (US);
Daren S. Weddle, Norwell, MA (US)
- (73) Assignee: **Acushnet Company**, Fairhaven, MA (US)
- (**) Term: **15 Years**
- (21) Appl. No.: **29/582,051**
- (22) Filed: **Oct. 25, 2016**
- (51) **LOC (10) Cl.** **02-04**
- (52) **U.S. Cl.**
USPC **D2/906; D2/944**
- (58) **Field of Classification Search**
USPC D2/896, 902, 905, 906, 907, 908, 909,
D2/910, 911, 912, 943, 944, 945, 969,
D2/972, 973, 977, 978
CPC A43B 5/00; A43B 5/001; A43B 5/003;
A43B 5/007; A43B 5/008; A43B 5/02;
A43B 5/025; A43B 5/06; A43B 5/08;
A43B 5/10; A43B 5/12; A43B 5/14;
A43B 5/145; A43B 5/18; A43B 5/185;
A43B 23/00; A43B 23/021; A43B
23/0215; A43B 23/04; A43B 23/042;
A43B 23/045; A43B 23/047; A43B
23/26; A43B 1/08; A43B 1/14; A43B
1/00
See application file for complete search history.

(56) **References Cited**

U.S. PATENT DOCUMENTS

- D247,934 S * 5/1978 Anderson D2/945
- 4,524,531 A * 6/1985 VanDeripe A43B 5/001
36/127

- 4,704,809 A * 11/1987 Ballard A43B 5/001
36/127
- 4,819,940 A * 4/1989 Davis A63B 69/3608
36/127
- D449,922 S * 11/2001 Pollastrelli D2/902
- D512,556 S * 12/2005 Lane, III D2/906
- D514,292 S * 2/2006 Robinson, Jr. D2/906
- D514,293 S * 2/2006 Feeney D2/906
- D514,296 S * 2/2006 Erickson D2/906
- D524,016 S * 7/2006 Robinson, Jr. D2/902
- D525,768 S * 8/2006 Robinson, Jr. D2/906
- D541,516 S * 5/2007 Lane, III D2/906
- D560,339 S * 1/2008 Lane, III D2/969
- D563,631 S * 3/2008 Dolce D2/896
- D571,993 S 7/2008 Erickson
- D595,040 S * 6/2009 Mochen D2/906
- D595,946 S * 7/2009 Lane, III D2/906
- D603,597 S 11/2009 Bacon
- D603,598 S 11/2009 Bacon

(Continued)

Primary Examiner — Elizabeth J Oswecki
(74) *Attorney, Agent, or Firm* — Daniel W. Sullivan

(57) **CLAIM**

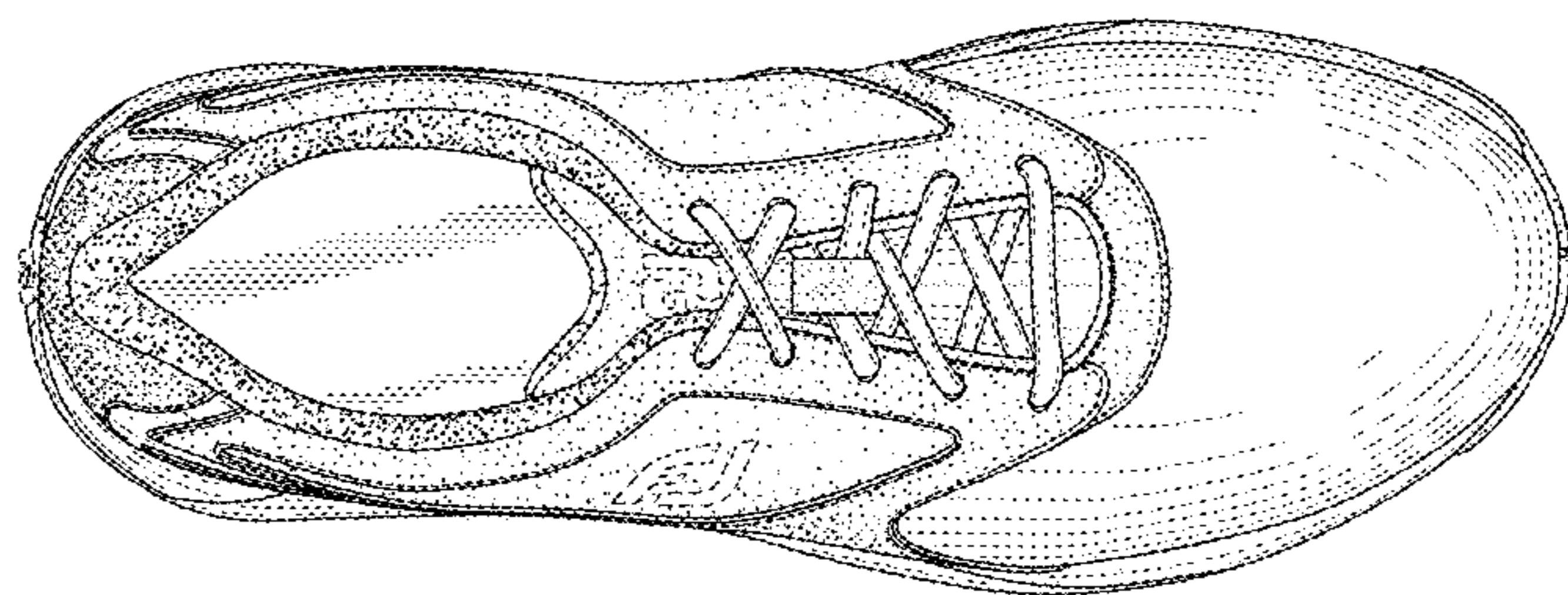
The ornamental design for a golf shoe, as shown and described.

DESCRIPTION

FIG. 1 is a top perspective view of a golf shoe showing our new design;
 FIG. 2 is a top plan view thereof;
 FIG. 3 is a lateral side elevation view thereof;
 FIG. 4 is a medial side elevation view thereof;
 FIG. 5 is a bottom plan view thereof;
 FIG. 6 is a front elevation view thereof; and,
 FIG. 7 is a rear elevation view thereof.

In FIGS. 1-7, the broken lines shown in the drawings represent portions of the golf shoe that form no part of the claimed design. The different stippling shown on the top surface of the shoe indicates a contrast in texture between the respective areas of the top surface and is not surface shading.

1 Claim, 4 Drawing Sheets



(56)

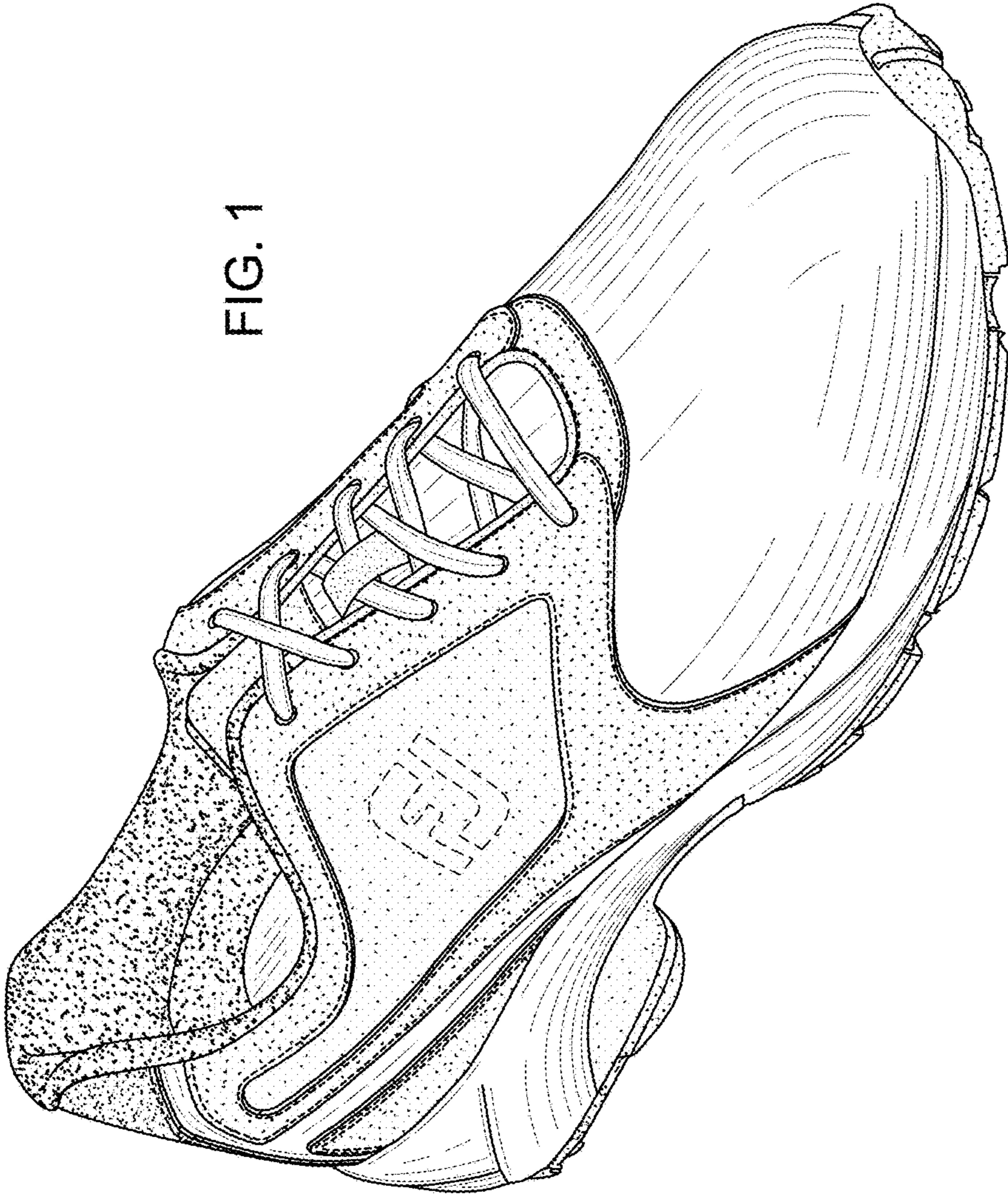
References Cited

U.S. PATENT DOCUMENTS

D604,034	S	11/2009	Bacon	
D628,373	S *	12/2010	Lane, III	D2/969
D628,786	S *	12/2010	Lane, III	D2/969
D648,103	S *	11/2011	Chionna	D2/902
D654,680	S	2/2012	Mochen	
D654,681	S *	2/2012	Bacon	D2/906
D661,478	S *	6/2012	Lane	D2/906
D663,932	S *	7/2012	Bacon	D2/906
D663,933	S *	7/2012	Lane	D2/906
D663,934	S *	7/2012	Bacon	D2/906
D663,935	S *	7/2012	Mochen	D2/906
D663,936	S *	7/2012	Lane	D2/906
D664,344	S	7/2012	Bacon et al.	
8,621,768	B2 *	1/2014	Robinson, Jr.	A43B 3/0078 36/127
D707,432	S	6/2014	Mochen et al.	
D709,684	S *	7/2014	Hlavacs	D2/969
D726,998	S *	4/2015	Mochen	D2/906
D727,606	S *	4/2015	Mochen	D2/906
D728,205	S *	5/2015	Weddle	D2/906
D732,812	S *	6/2015	Weddle	D2/906
D734,596	S *	7/2015	Lane, III	D2/906
D735,975	S *	8/2015	Lane, III	D2/906
D756,614	S *	5/2016	Weddle	D2/906

* cited by examiner

FIG. 1



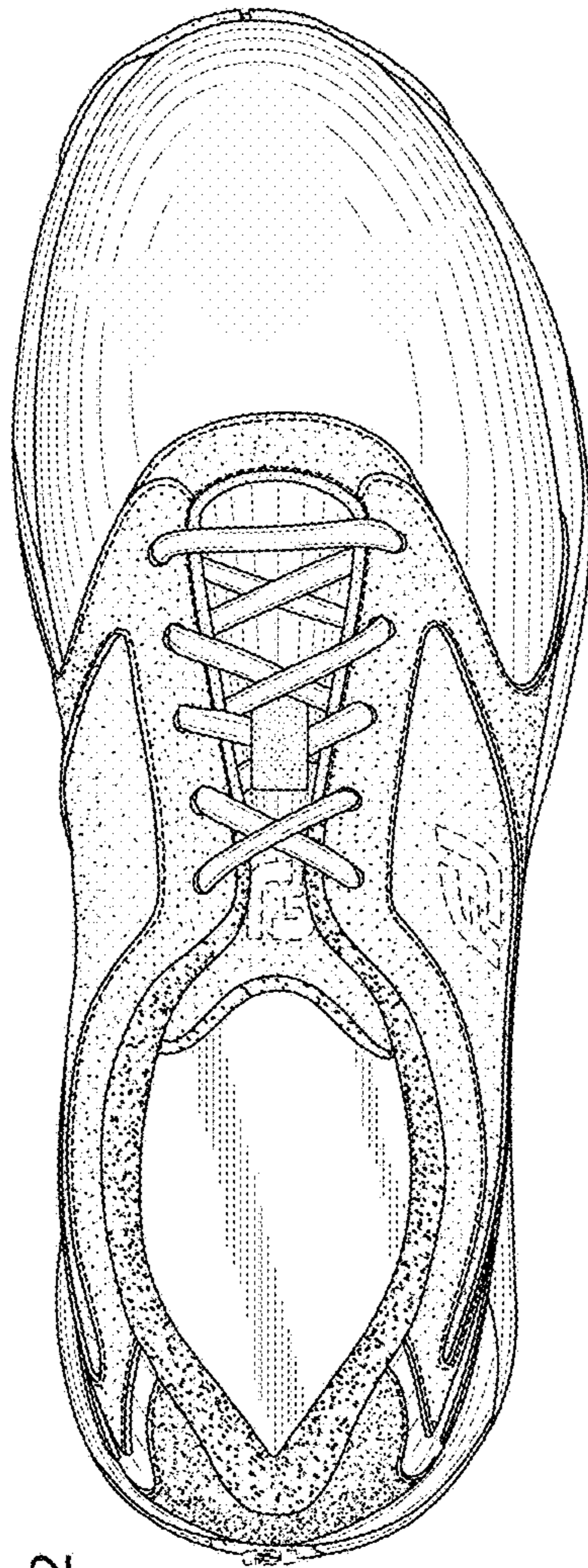


FIG. 2

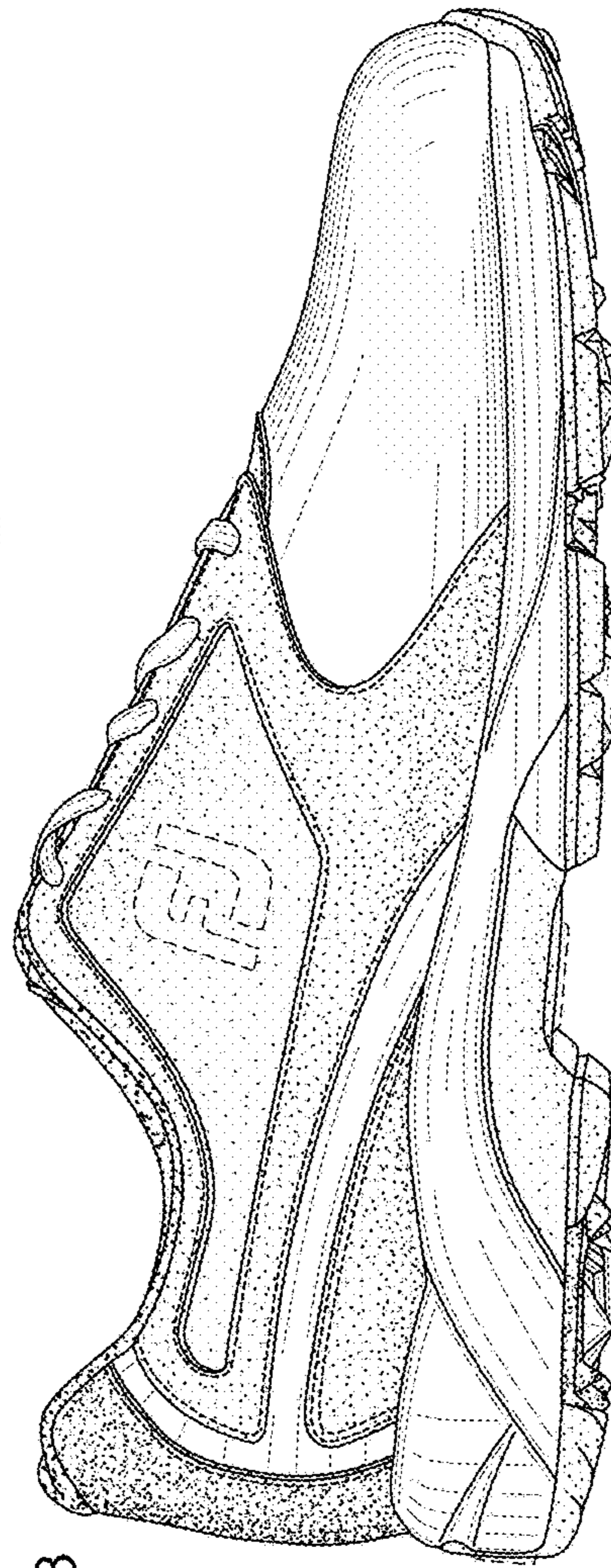


FIG. 3

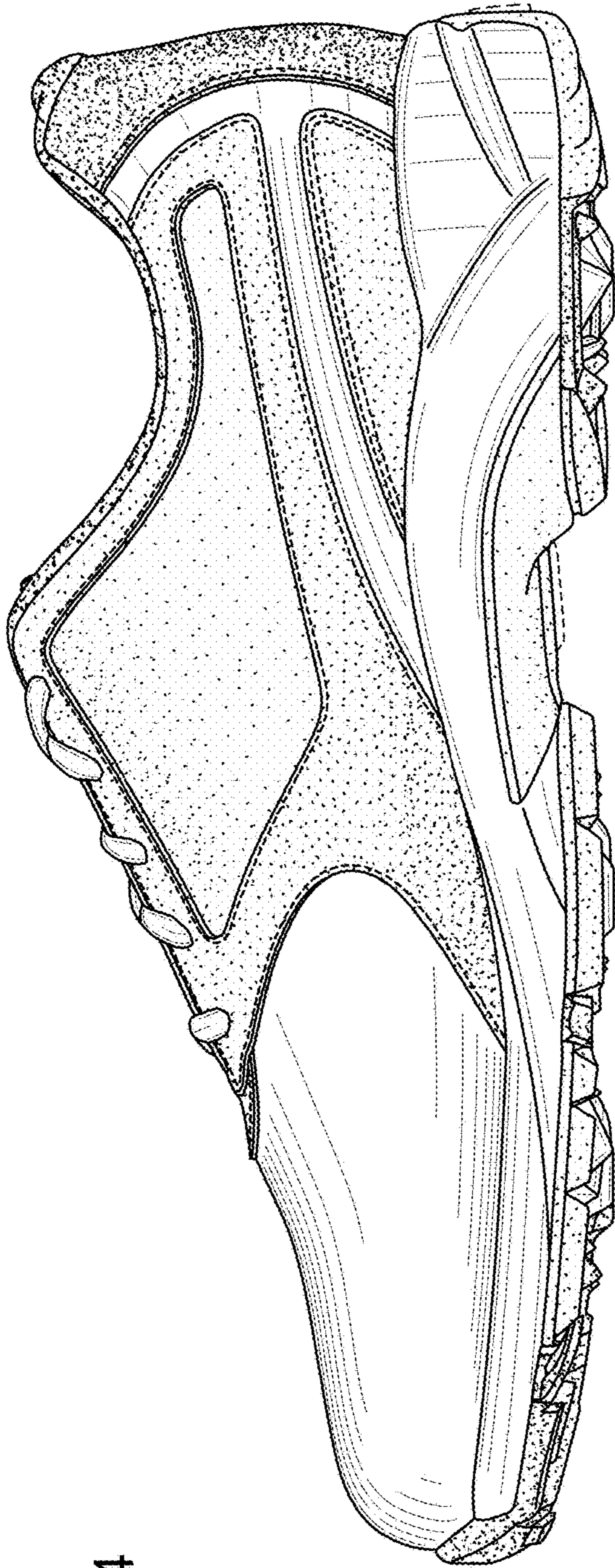


FIG. 4

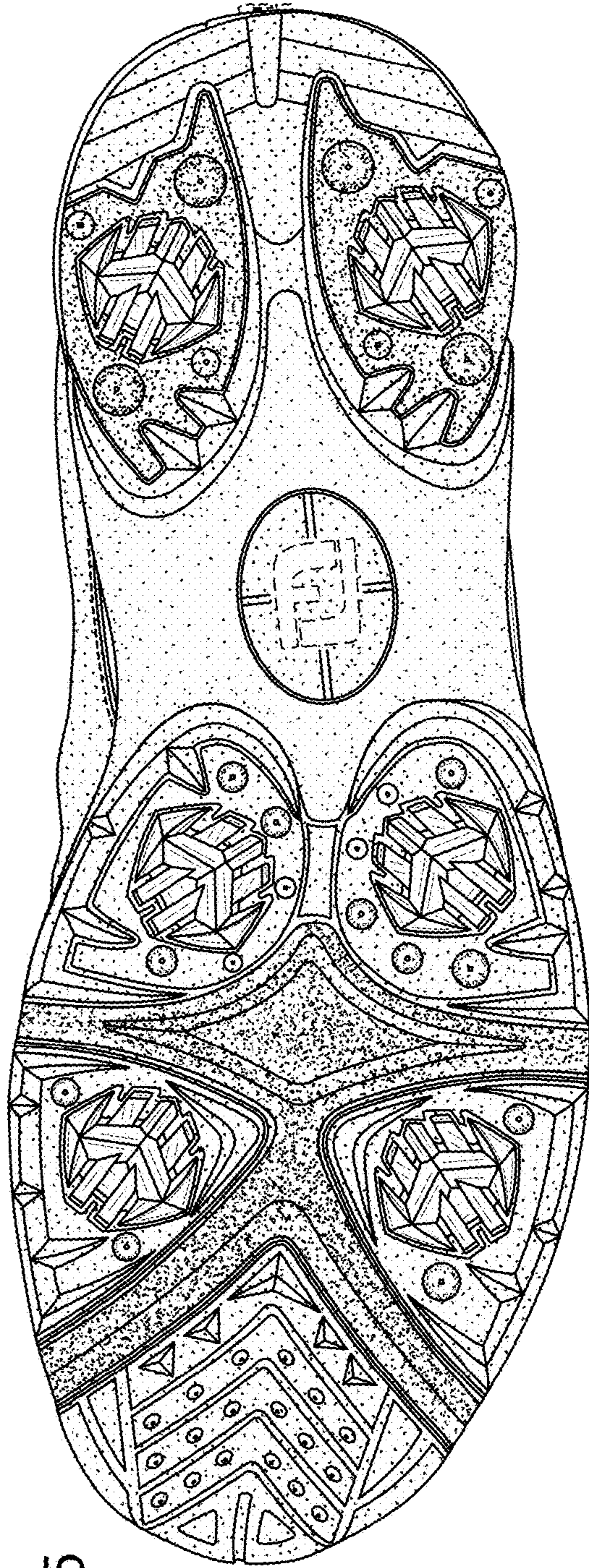


FIG. 5

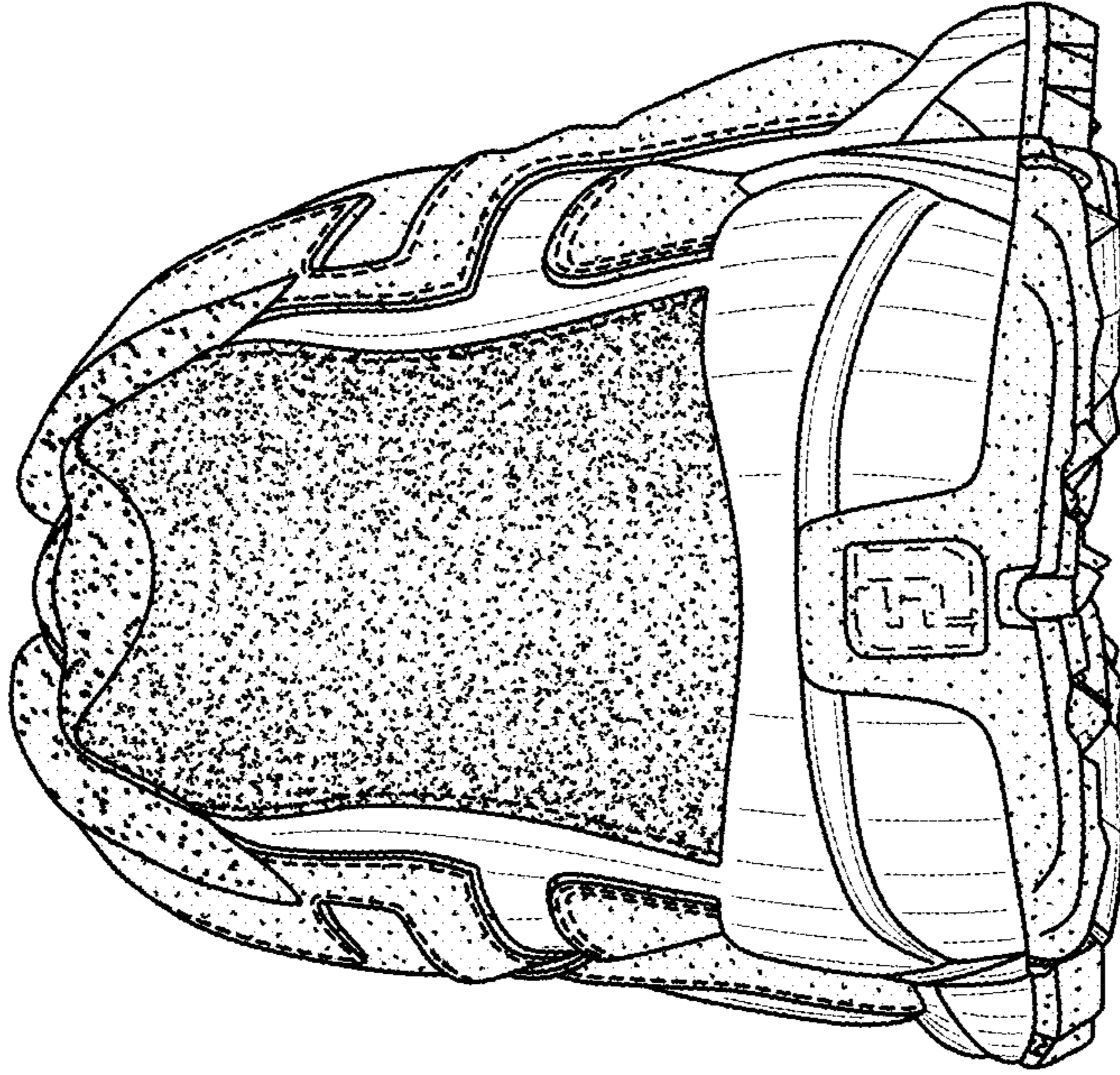


FIG. 7

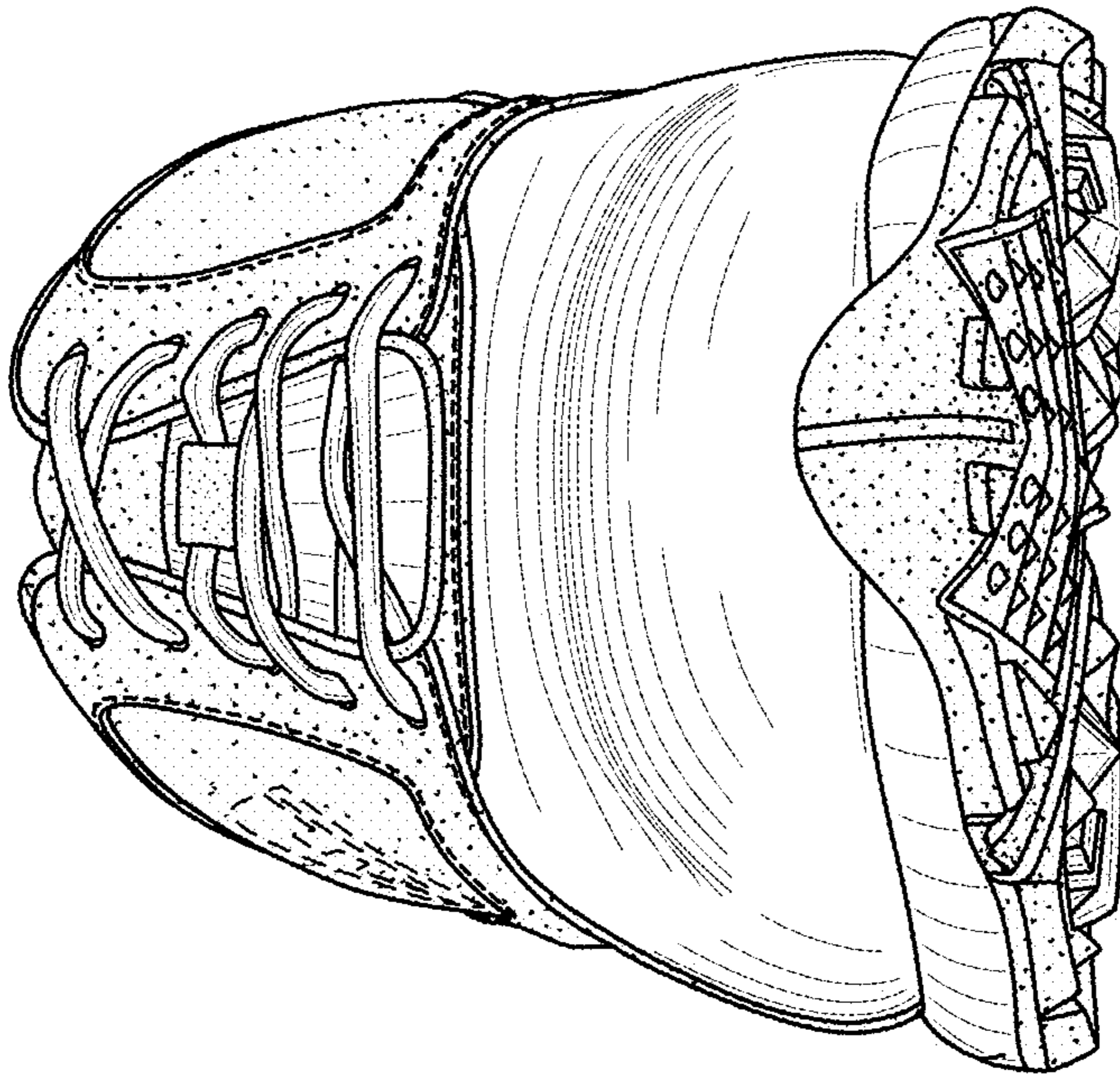


FIG. 6