



US00D805740S

(12) **United States Design Patent** (10) **Patent No.:** **US D805,740 S**
Chenciner et al. (45) **Date of Patent:** **** Dec. 26, 2017**

(54) **WATER SHOE**
(71) Applicant: **S9, LLC**, Fort Myers, FL (US)
(72) Inventors: **John M. Chenciner**, Sanibel, FL (US);
Matthew Ochipa, Hollywood, FL (US)
(73) Assignee: **S9, LLC**, Fort Myers, FL (US)
(**) Term: **15 Years**

D521,217 S * 5/2006 Moehring D2/898
D521,224 S * 5/2006 Chen D2/897
D522,725 S * 6/2006 Moehring D2/898
D575,036 S * 8/2008 Smith D2/900
D577,178 S * 9/2008 Smith D2/900
D587,436 S * 3/2009 LaFazia D2/900
D587,880 S * 3/2009 LaFazia D2/900
D645,232 S * 9/2011 Ratner D2/899
D677,037 S * 3/2013 Brunetti D2/899
D693,546 S * 11/2013 Chenciner D2/903
D738,073 S * 9/2015 Chenciner D2/903
2009/0031587 A1* 2/2009 Rusnak A43B 23/24
36/112

(21) Appl. No.: **29/567,021**
(22) Filed: **Jun. 3, 2016**
(51) **LOC (10) Cl.** **02-04**
(52) **U.S. Cl.**
USPC **D2/903**
(58) **Field of Classification Search**
USPC D2/896, 902, 903, 900, 907, 916, 919,
D2/923, 946, 969
CPC .. A43B 1/00; A43B 1/009; A43B 3/00; A43B
3/10; A43B 3/101; A43B 3/106; A43B
3/12; A43B 3/124; A43B 5/00; A43B
5/08; A43B 7/12; A43B 7/125; A43B
23/00; A43B 23/02; A43B 23/0205; A43B
23/06

See application file for complete search history.

(56) **References Cited**
U.S. PATENT DOCUMENTS
3,084,355 A * 4/1963 Ciccotelli A63B 31/14
441/61
D424,291 S * 5/2000 Matis D2/902
D424,796 S * 5/2000 Matis D2/903
D425,290 S * 5/2000 Matis D2/903
D425,692 S * 5/2000 Matis D2/903
D428,238 S * 7/2000 Price D2/903
D428,692 S * 8/2000 Haas-Chronis D2/903
D432,771 S * 10/2000 Matis D2/903
D446,385 S * 8/2001 MacLeod D2/902
D458,442 S * 6/2002 Matis D2/903

OTHER PUBLICATIONS

Design U.S. Appl. No. 29/567,015, filed Jun. 3, 2016.

* cited by examiner

Primary Examiner — Elizabeth J Oswecki
(74) *Attorney, Agent, or Firm* — Craig R. Miles; CR
MILES P.C.

(57) **CLAIM**

The ornamental design for a water shoe, as shown and described.

DESCRIPTION

FIG. 1 is a top, left side perspective of a water shoe showing our new design;
FIG. 2 is a right side elevation view thereof;
FIG. 3 is a left side elevation view thereof;
FIG. 4 is a front elevation view thereof;
FIG. 5 is a back side elevation view thereof;
FIG. 6 is a top plan view thereof; and,
FIG. 7 is a bottom plan view thereof.
The broken lines shown are included for the purpose of illustrating the unclaimed portions of the article and form no part of the claim.

1 Claim, 6 Drawing Sheets

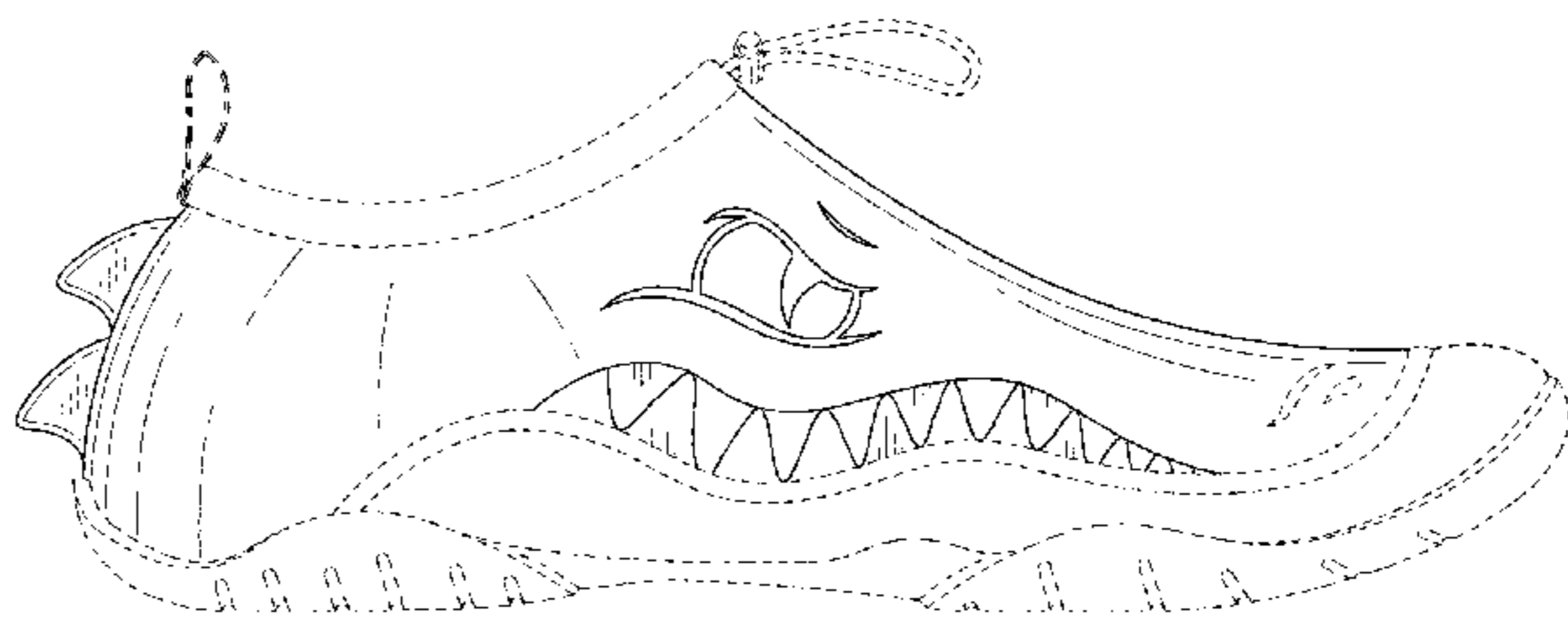
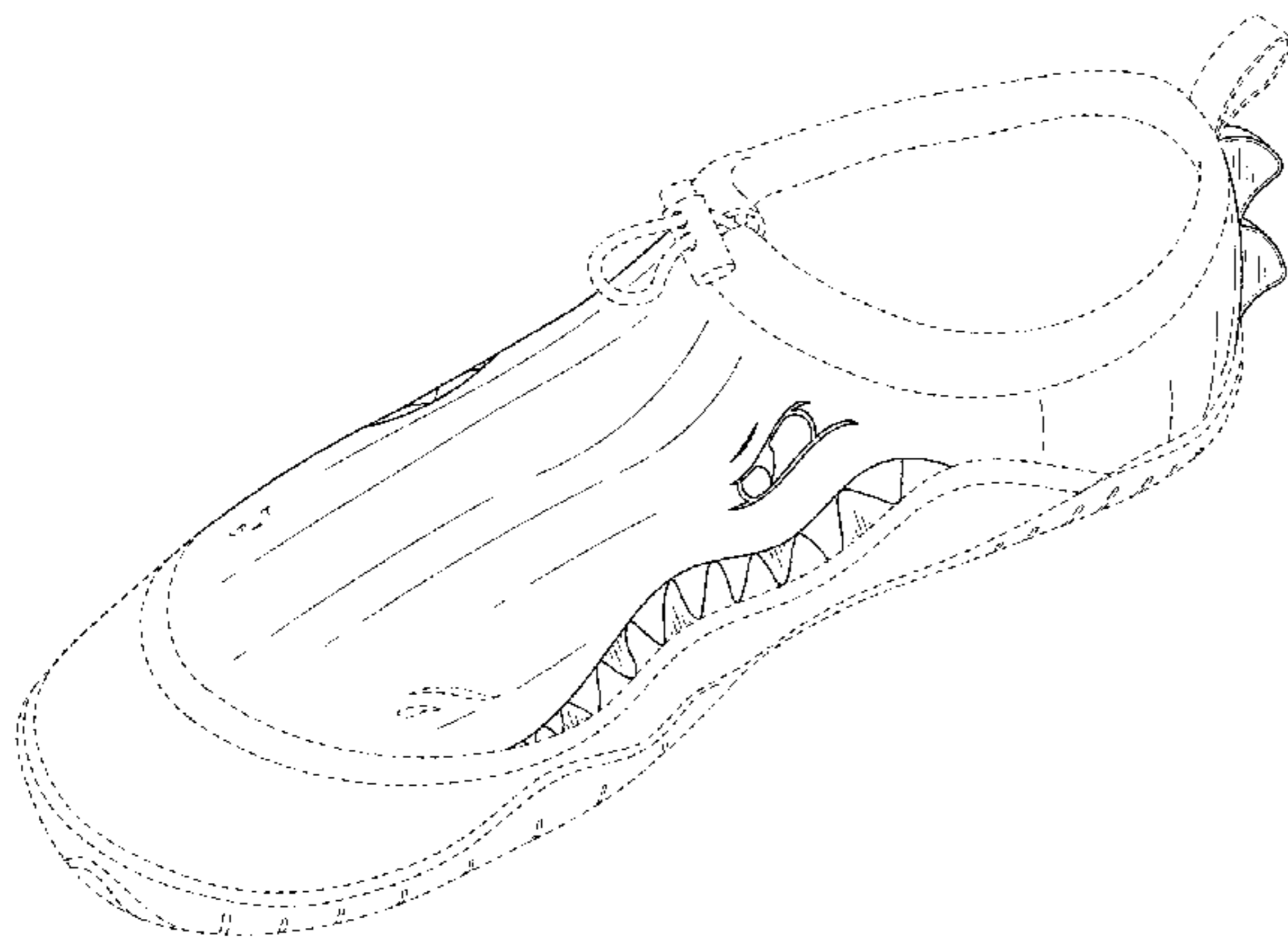


FIG. 1

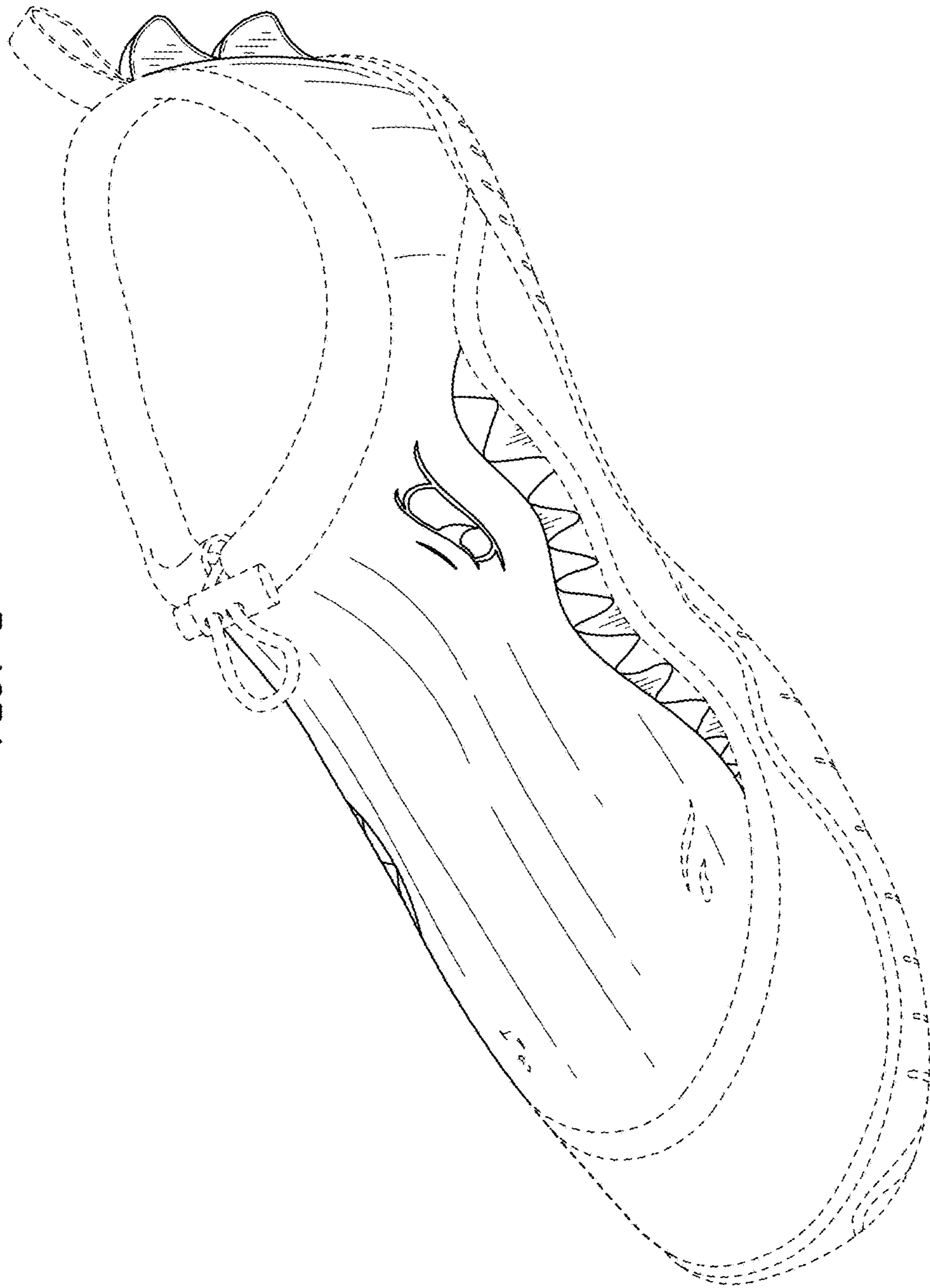


FIG. 2

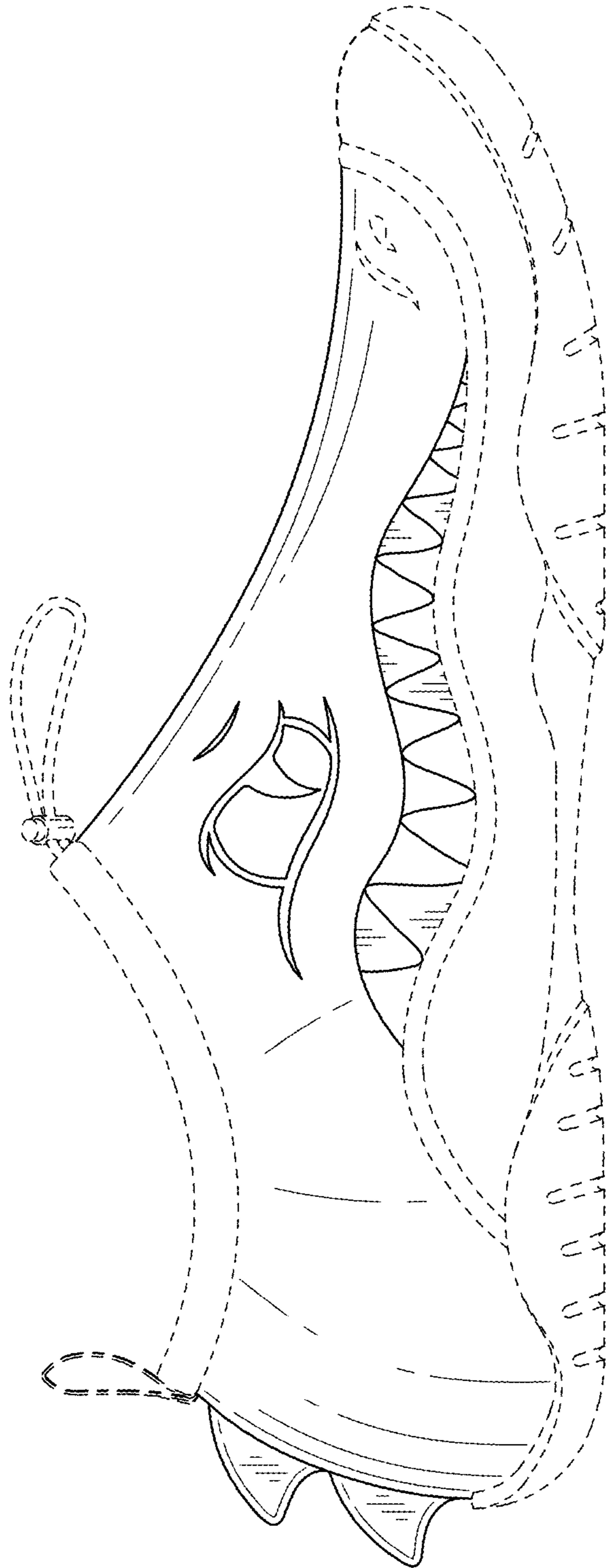


FIG. 3

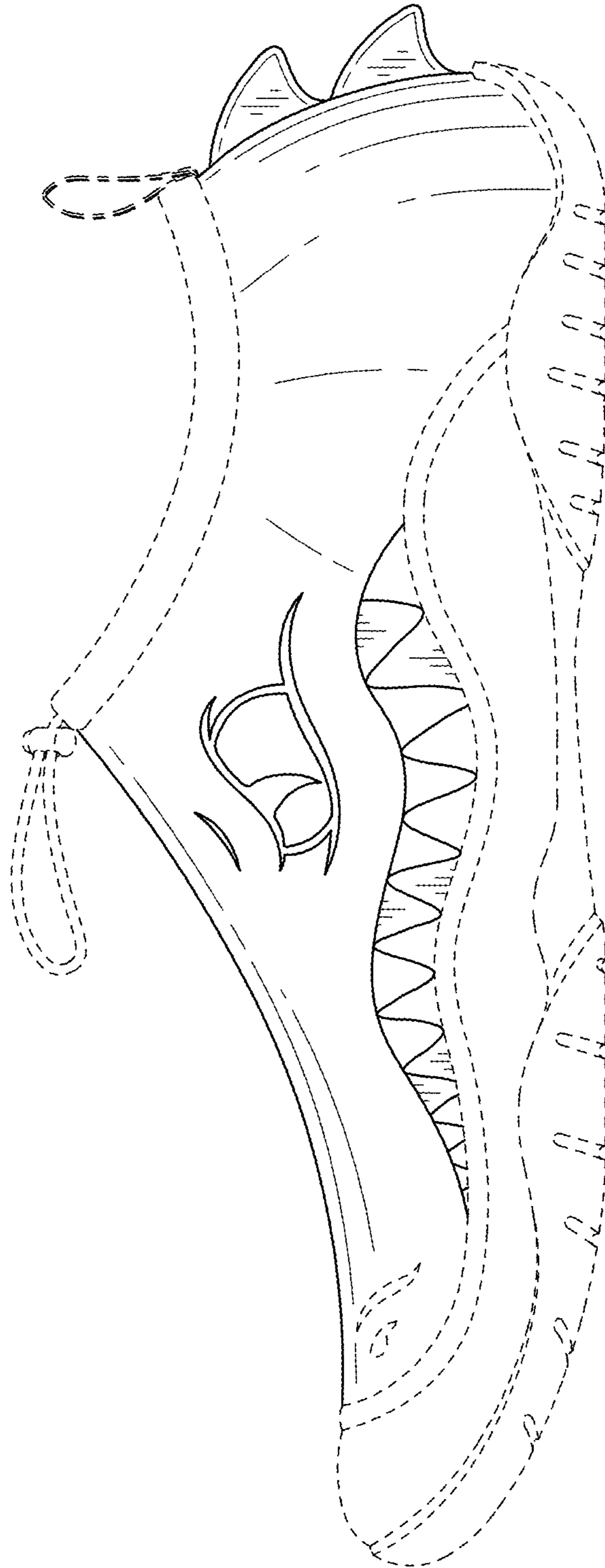


FIG. 4

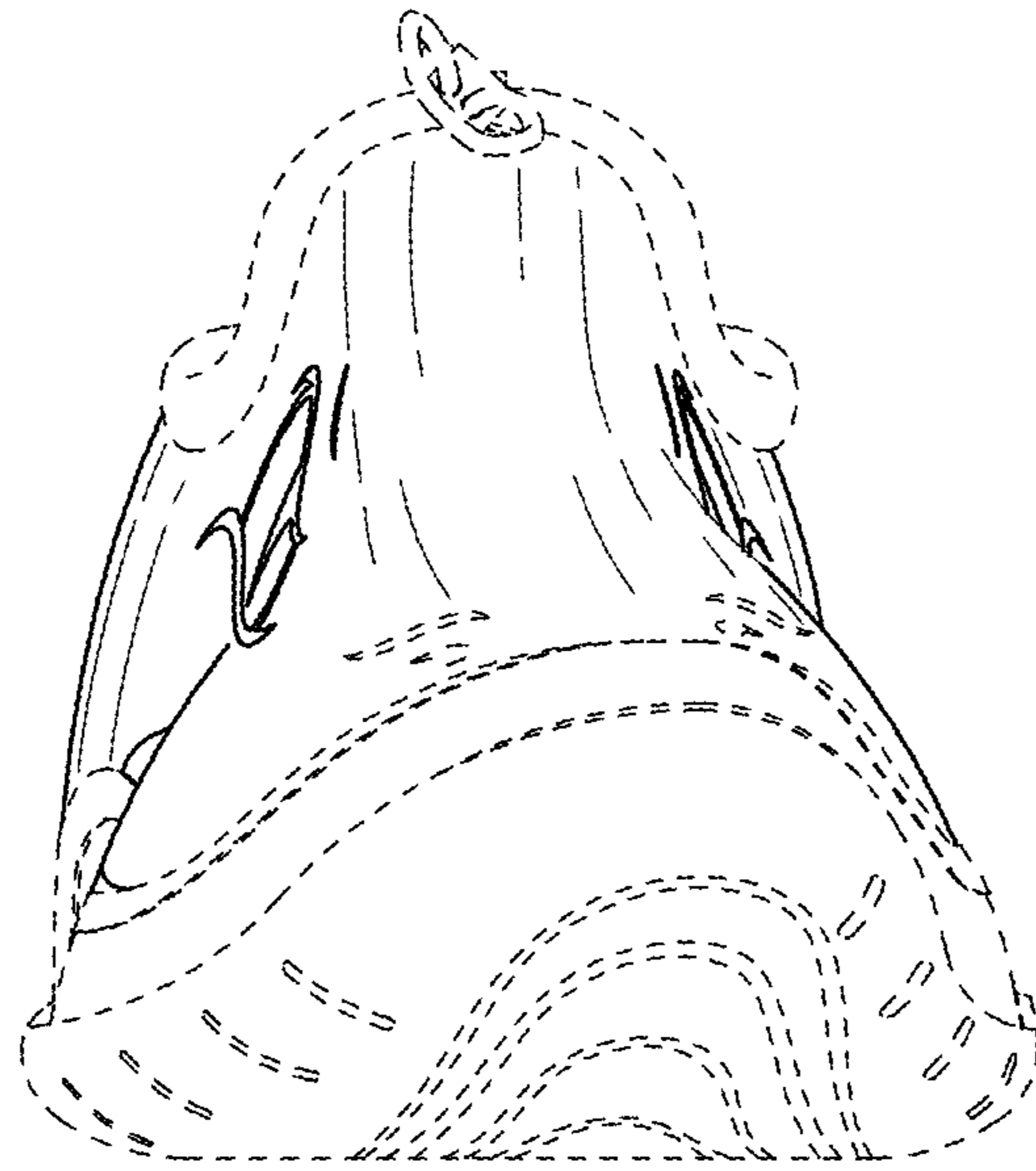


FIG. 5

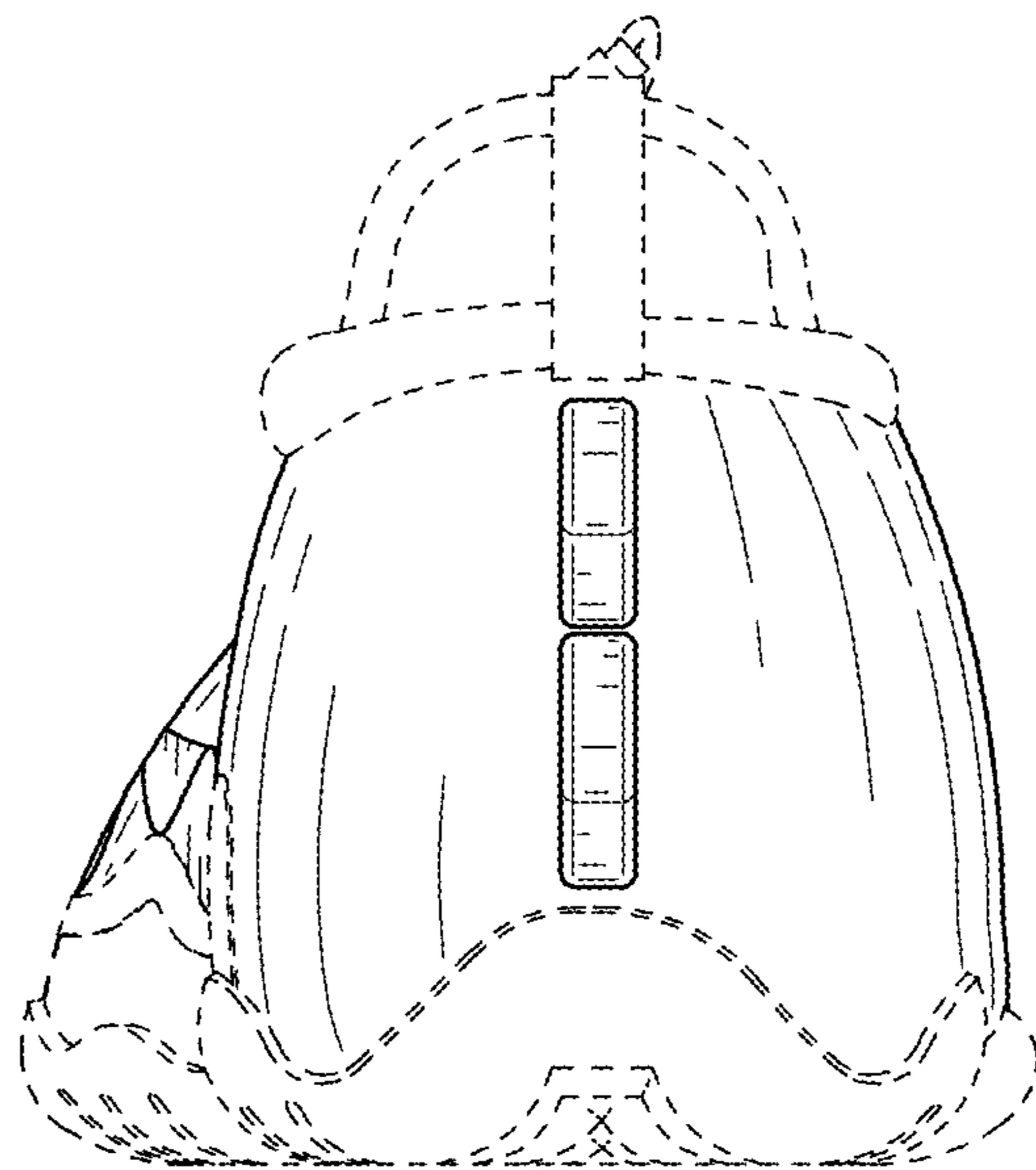


FIG. 6

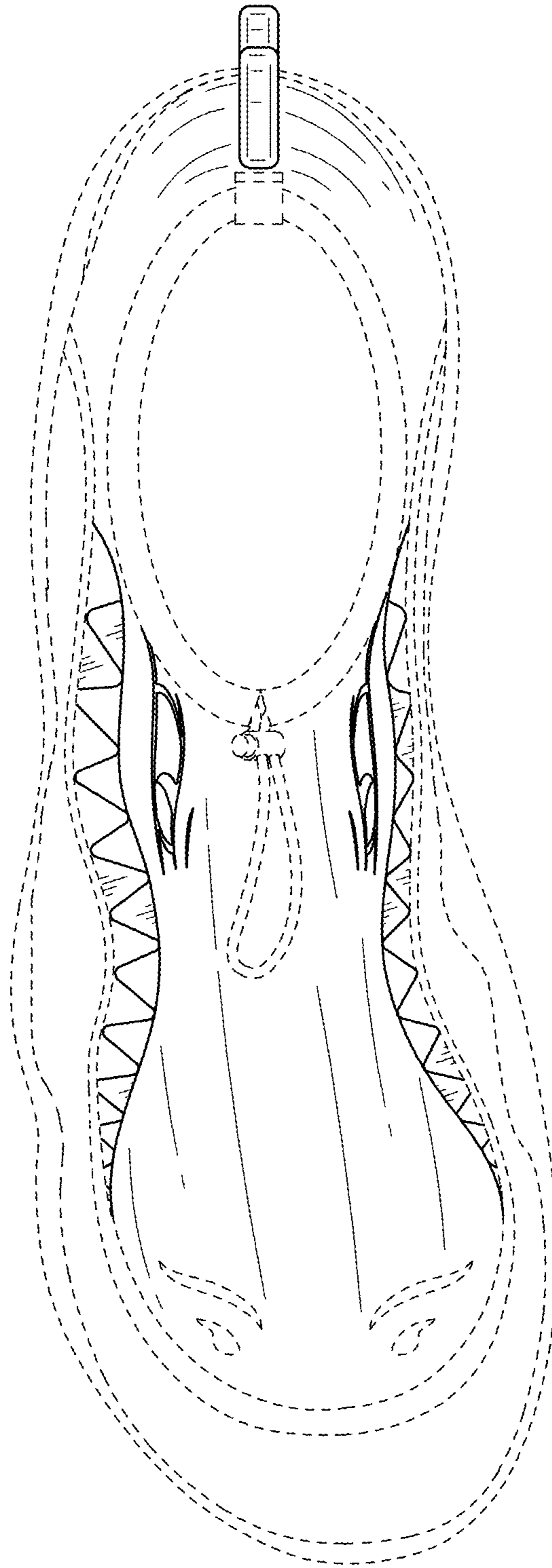


FIG. 7

