



US00D805727S

(12) **United States Design Patent** (10) **Patent No.:** **US D805,727 S**  
**Kemper** (45) **Date of Patent:** **\*\* Dec. 26, 2017**

(54) **SEGMENTED DOUGH PRODUCT**  
(71) Applicant: **Michael V. Kemper**, Louisville, KY (US)  
(72) Inventor: **Michael V. Kemper**, Louisville, KY (US)  
(\*\*) Term: **15 Years**  
(21) Appl. No.: **29/551,244**  
(22) Filed: **Jan. 12, 2016**  
(51) **LOC (10) Cl.** ..... **01-01**  
(52) **U.S. Cl.**  
USPC ..... **D1/129**; D1/121  
(58) **Field of Classification Search**  
USPC ..... D1/100-130, 199; 426/5, 76, 87, 92, 94, 426/95, 99, 101, 103, 104, 108, 134, 426/138-139, 143, 144, 279, 282, 283, 426/391, 514, 549, 559, 560, 660, 808; D28/8.1; D6/596, 601, 518, 675; D21/501, 468; D23/207; D24/101-104; 52/607; 206/433; D30/152; D11/1, 16, D11/86, 89, 93; D25/113; D9/432, 737  
CPC ..... A23L 1/0067; A23G 9/48; A23G 3/50; A23G 9/503; A23G 3/54  
See application file for complete search history.

D96,225 S \* 7/1935 Brennan ..... D1/121  
D112,412 S 10/1938 Richards  
2,207,520 A \* 7/1940 Rhody ..... B65D 51/246  
206/229  
2,772,643 A 12/1956 Coyne  
D190,998 S \* 8/1961 Schultz ..... D6/688  
D339,443 S 9/1993 Bielinski et al.  
6,500,475 B1 12/2002 Kraklow  
D474,107 S \* 5/2003 Osborne ..... D28/79  
D487,607 S 3/2004 Loring  
D489,162 S 5/2004 Dings-Plooij  
D489,864 S 5/2004 Flook  
D509,624 S 9/2005 Villani

(Continued)

**OTHER PUBLICATIONS**

www.tasteofhome.com. Captured Jul. 13, 2010. Lemon-Butter Spritz Cookies. Nov. 1992.

(Continued)

*Primary Examiner* — Garth Rademaker  
*Assistant Examiner* — Katie Stofko  
(74) *Attorney, Agent, or Firm* — King & Schickli, PLLC

(57) **CLAIM**

The ornamental design of a segmented dough product, as shown and described.

**DESCRIPTION**

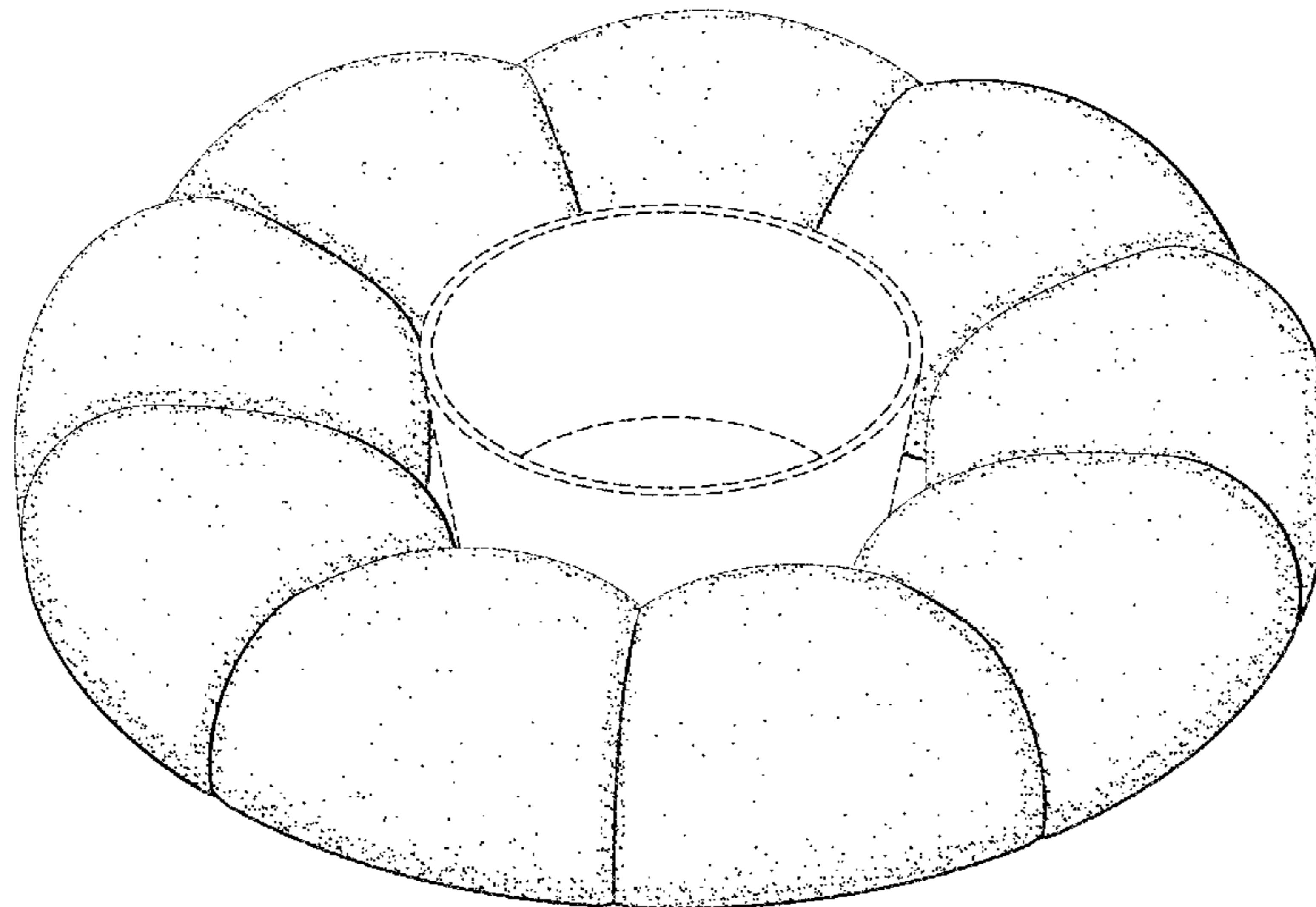
FIG. 1 is a perspective view of a segmented dough product of the present invention;  
FIG. 2 is a front view thereof;  
FIG. 3 is a right side view thereof;  
FIG. 4 is a top view thereof;  
FIG. 5 is a rear view thereof; and,  
FIG. 6 is a bottom view thereof.  
The broken line showing of a container is for the purpose of illustrating the environment of use and forms no part of the claimed design.

**1 Claim, 3 Drawing Sheets**

(56) **References Cited**

**U.S. PATENT DOCUMENTS**

D20,434 S 12/1890 Megson  
1,020,481 A 3/1912 De Bevoise  
D45,899 S 6/1914 Ward  
D45,900 S 6/1914 Ward  
D47,253 S 4/1915 Hanna  
1,144,953 A 6/1915 Ward  
D48,179 S 11/1915 Hanna  
D49,941 S 11/1916 Van Houten  
D50,925 S \* 6/1917 Ward ..... D1/121  
D94,099 S \* 12/1934 Scurlock ..... 211/77  
D96,224 S \* 7/1935 Brennan ..... D1/121



(56)

**References Cited**

U.S. PATENT DOCUMENTS

D604,060 S \* 11/2009 Siomades ..... D6/688.11  
D607,176 S \* 1/2010 Roskam  
D621,127 S \* 8/2010 Roskam ..... D1/115  
D639,100 S \* 6/2011 Heroux ..... D6/601  
D645,690 S \* 9/2011 Heroux ..... D6/601  
D645,691 S \* 9/2011 Heroux ..... D6/601  
D668,478 S \* 10/2012 Shokouhi ..... D6/692  
D681,310 S \* 5/2013 Rassi ..... D1/125  
D698,866 S \* 2/2014 Abdullah ..... D19/77  
D701,567 S \* 3/2014 Abdullah ..... D19/77  
2007/0138048 A1 \* 6/2007 Coe ..... A61J 7/04  
206/528

OTHER PUBLICATIONS

Office Action dated Nov. 26, 2010 Design U.S. Appl. No. 29/359,390.

Requirement for Restriction Office Action dated Jul. 21, 2010 Design U.S. Appl. No. 29/359,390.

\* cited by examiner

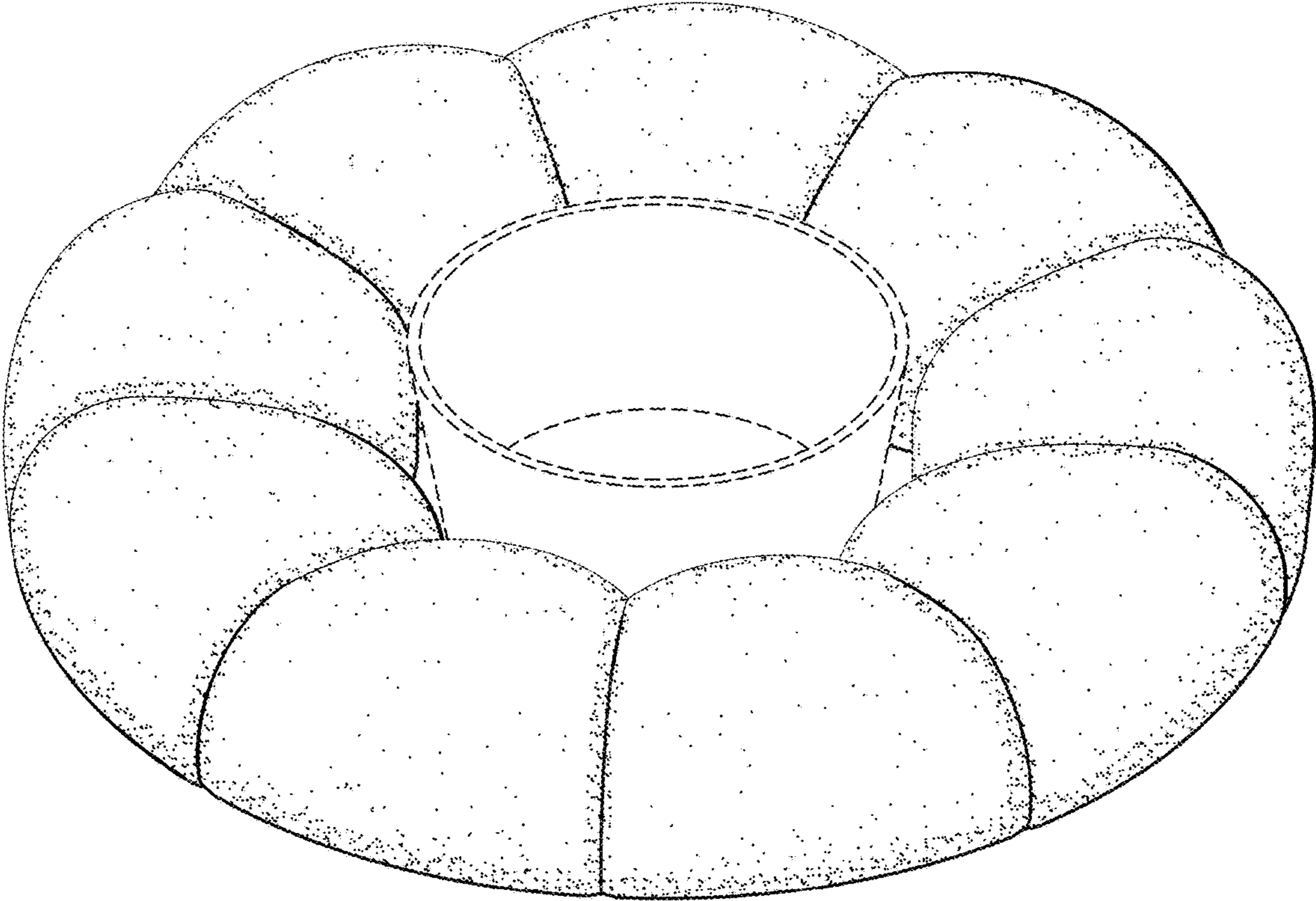


FIG. 1

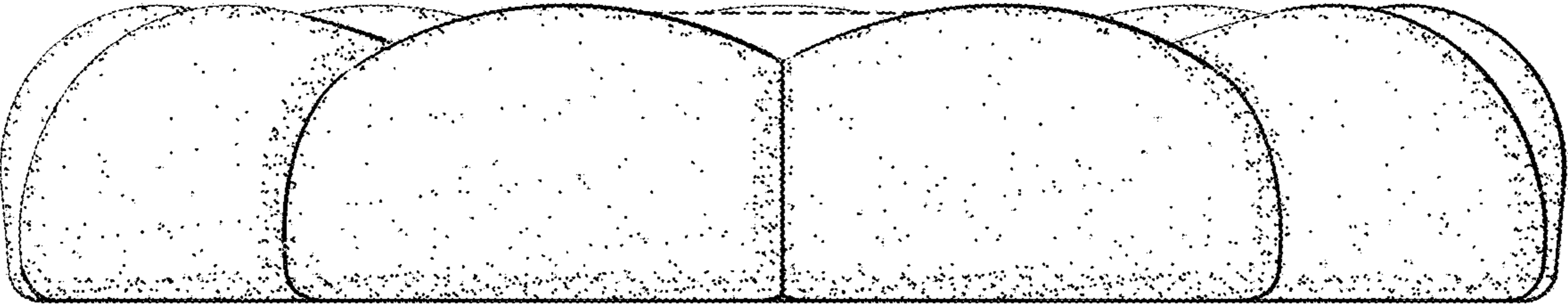


FIG. 2

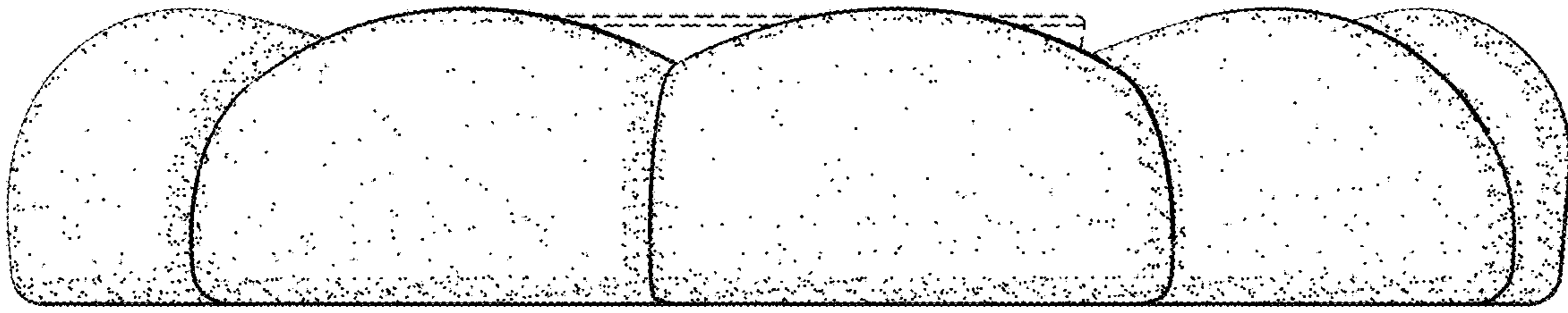


FIG. 3

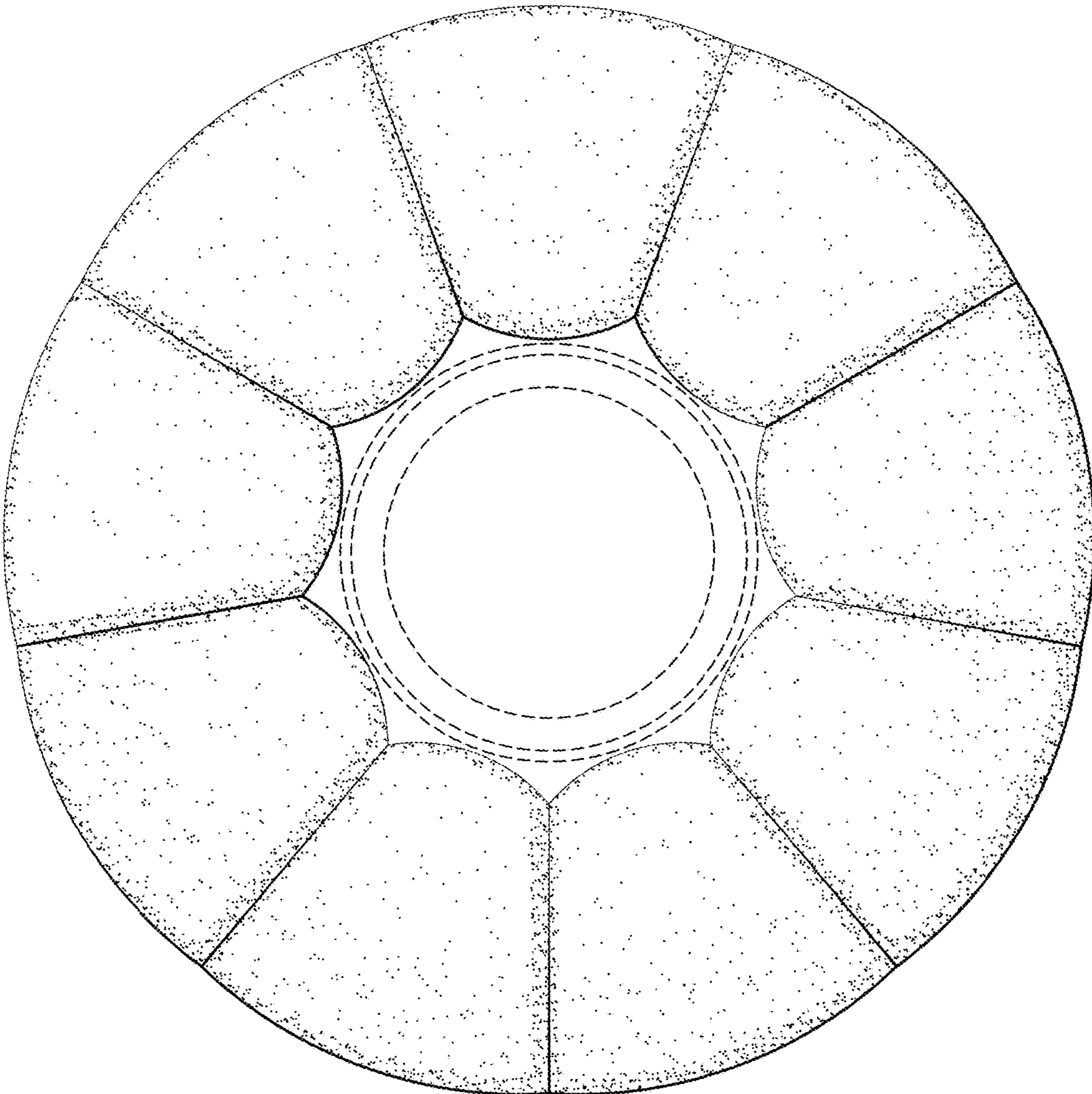


FIG. 4

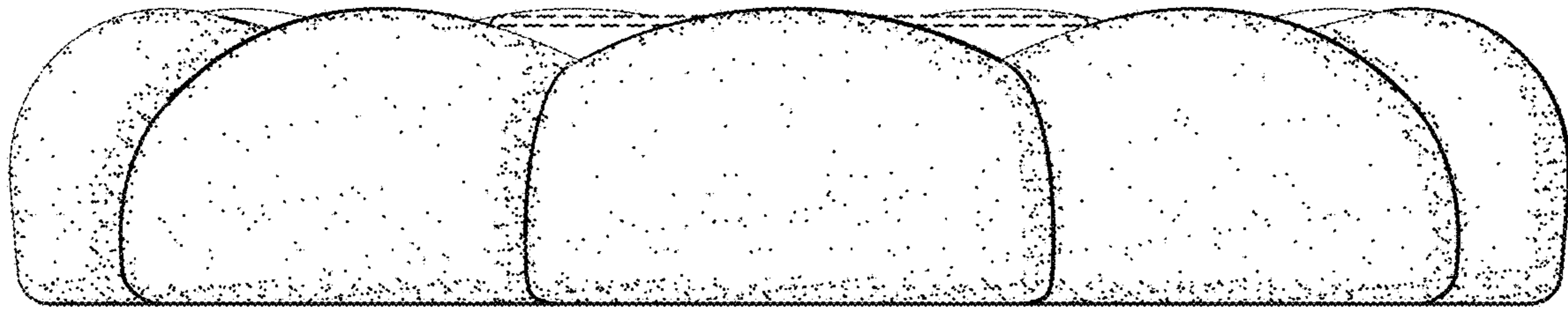


FIG. 5

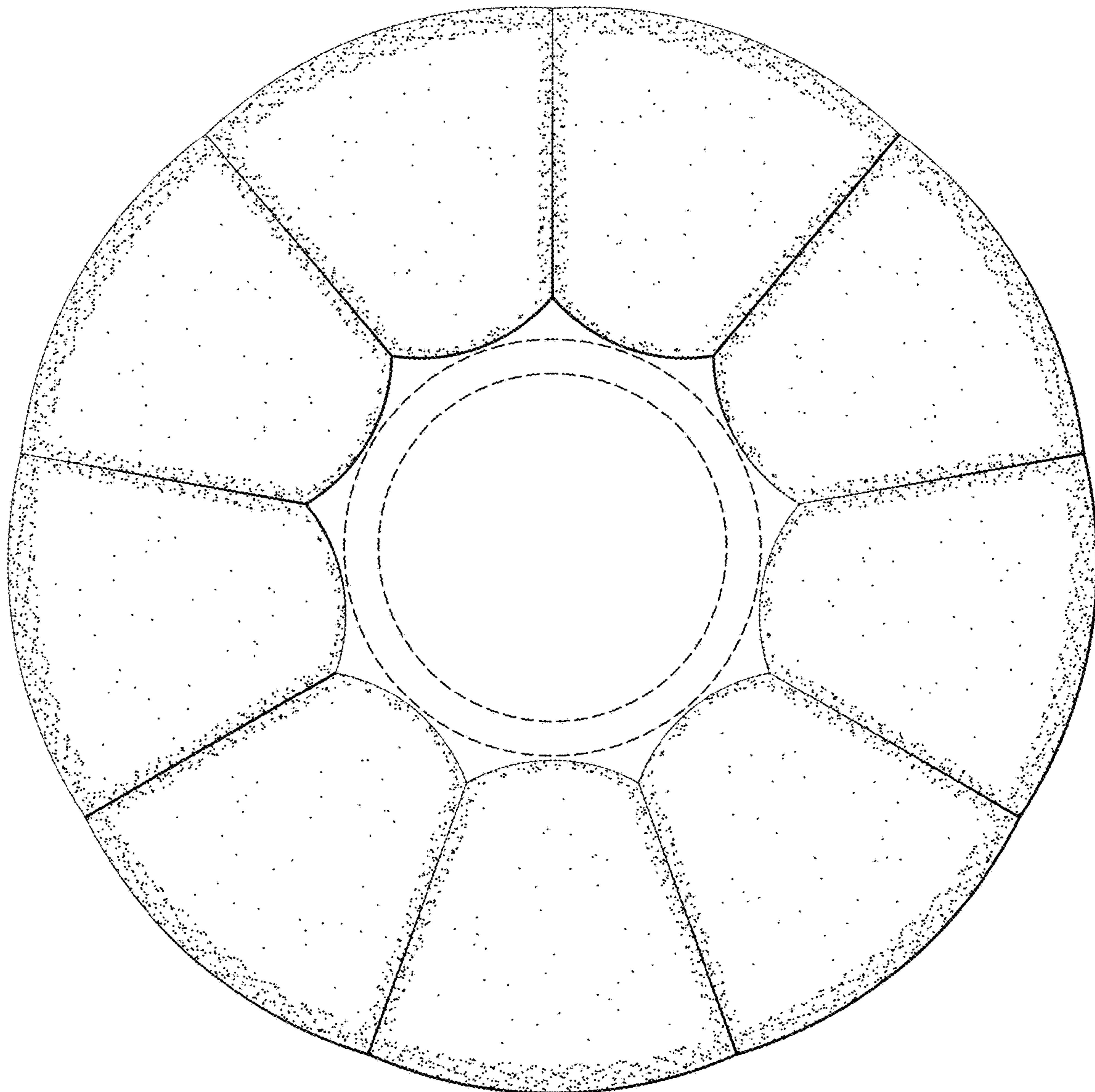


FIG. 6