



US00D805722S

(12) **United States Design Patent** (10) **Patent No.:** **US D805,722 S**
Rubio Lamas et al. (45) **Date of Patent:** **** Dec. 26, 2017**

(54) **SNACK PRODUCT**
(71) Applicant: **GRUMA S.A.B. de C.V.**, San Pedro Garza Garcia (MX)
(72) Inventors: **Felipe A. Rubio Lamas**, Edinburg, TX (US); **Arturo Garcia Solis**, Guadalupe (MX); **Rodrigo Lobeira Massu**, Guadalupe (MX)

D465,306 S * 11/2002 Price D29/114
D551,351 S * 9/2007 Silva D24/190
D594,686 S * 6/2009 Bodum D6/610
D662,557 S * 6/2012 Nawracaj D21/683
D668,426 S 10/2012 Zepf
D693,536 S * 11/2013 Weber D1/105
D714,519 S 10/2014 Park et al.
D762,331 S * 7/2016 Dixon D29/120.1

(73) Assignee: **GRUMA S.A.B. de C.V.**, San Pedro Garza Garcia (MX)

(**) Term: **15 Years**

(21) Appl. No.: **29/583,653**

(22) Filed: **Nov. 8, 2016**

(51) **LOC (10) Cl.** **01-01**

(52) **U.S. Cl.**
USPC **D1/122**

(58) **Field of Classification Search**
USPC D1/100-130, 199; 426/2, 89, 92, 104, 426/635, 805, 132, 138, 502, 607, 283; D6/610; D29/120.1, 121.1; D24/189, D24/190, 192, 206; 602/21; D3/218, D3/226, 269; D21/440, 712; 182/882
CPC .. E04B 2/7818; E04B 2/82; E04C 3/28; E04F 2203/04; A23G 3/50; A23G 3/54; A23J 3/26; A23L 1/0067

See application file for complete search history.

(56) **References Cited**

U.S. PATENT DOCUMENTS

D385,686 S * 11/1997 Parker D1/122
D398,224 S * 9/1998 Weder D9/712
D401,139 S * 11/1998 Weder D9/712
5,873,130 A * 2/1999 Lafferty A41D 13/088
2/159
D429,053 S * 8/2000 Barkett D1/101
D453,591 S * 2/2002 Garden D29/120.1

FOREIGN PATENT DOCUMENTS

AU 199703608 5/1998
AU 200400390 8/2004
AU 200913455 9/2009
EM 000183702-0001 5/2004
EM 002214536-0001 4/2013
EM 002523696-0001 8/2014
EM 002523696-0002 8/2014
EM 002523696-0003 8/2014
FR 985193-0001 9/1998
MX 45307 10/2015
MX 47731 8/2016

* cited by examiner

Primary Examiner — Garth Rademaker
Assistant Examiner — Katie Stofko
(74) *Attorney, Agent, or Firm* — Young & Thompson

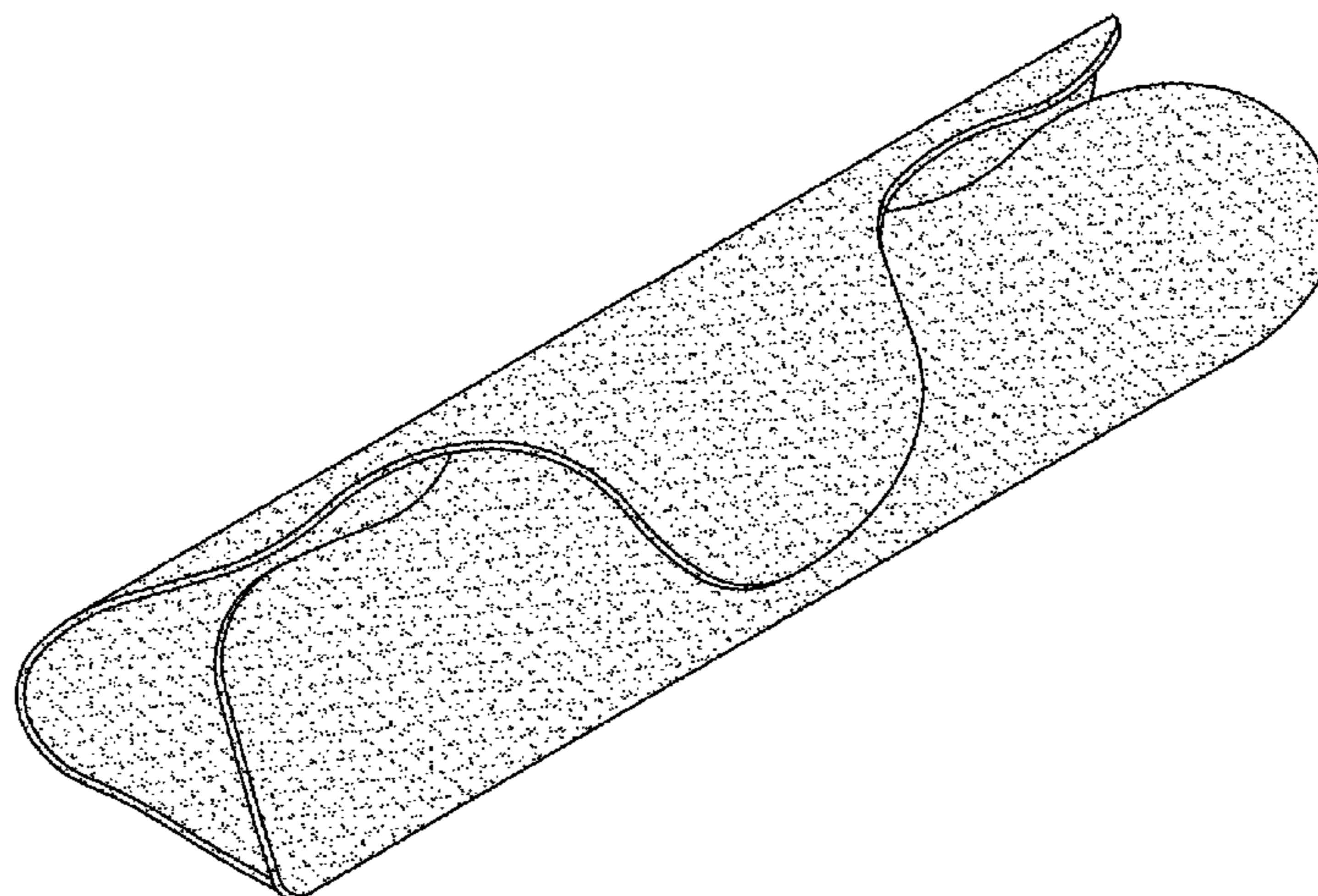
(57) **CLAIM**

The ornamental design for a snack product, as shown and described.

DESCRIPTION

FIG. 1 is a front, left side and top perspective view of a snack product showing the new design;
FIG. 2 is a left side elevation view thereof;
FIG. 3 is a right side elevation view thereof;
FIG. 4 is a front elevation view thereof;
FIG. 5 is a rear elevation view thereof;
FIG. 6 is a top plan view thereof; and,
FIG. 7 is a bottom plan view thereof.

1 Claim, 3 Drawing Sheets



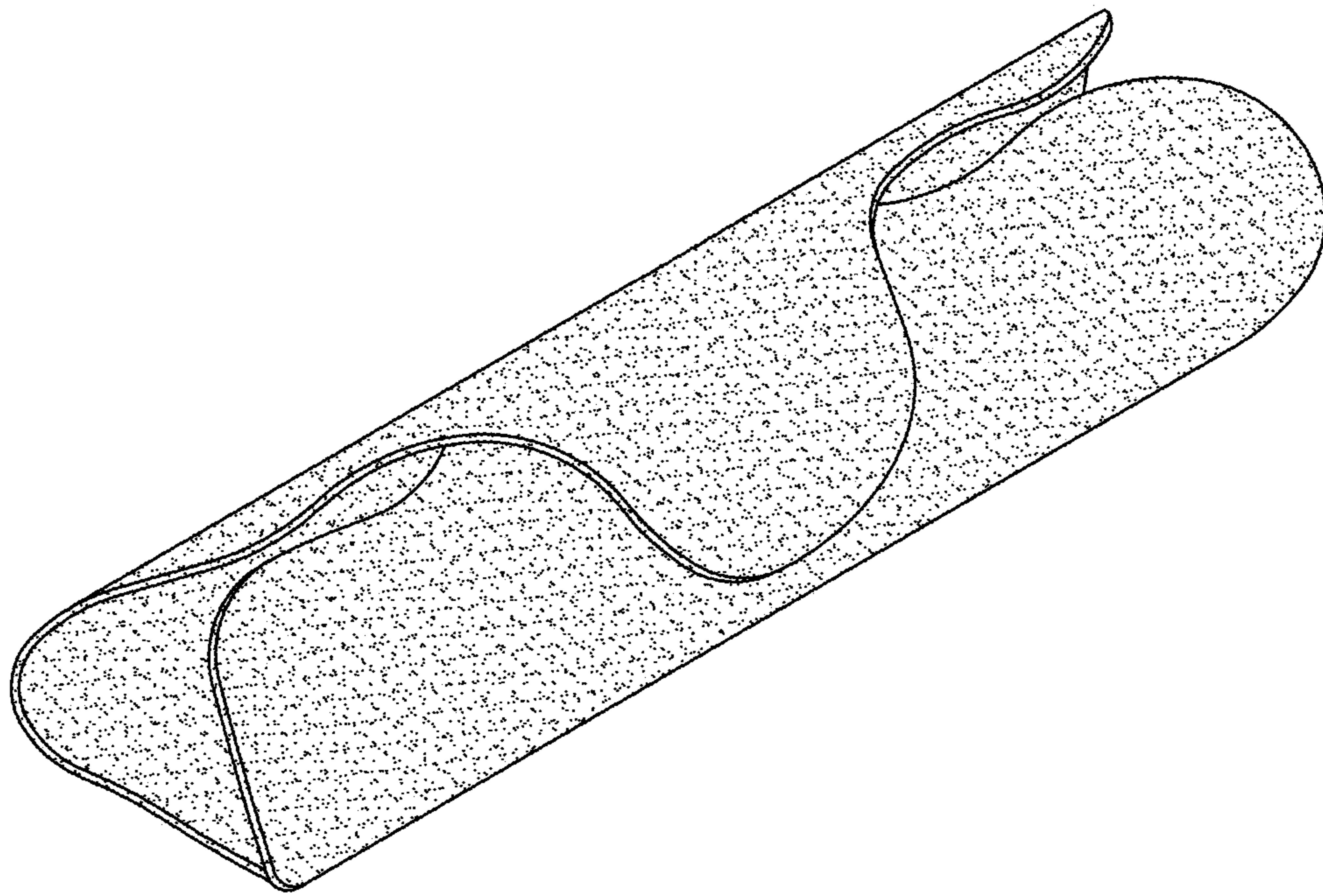


FIG.1

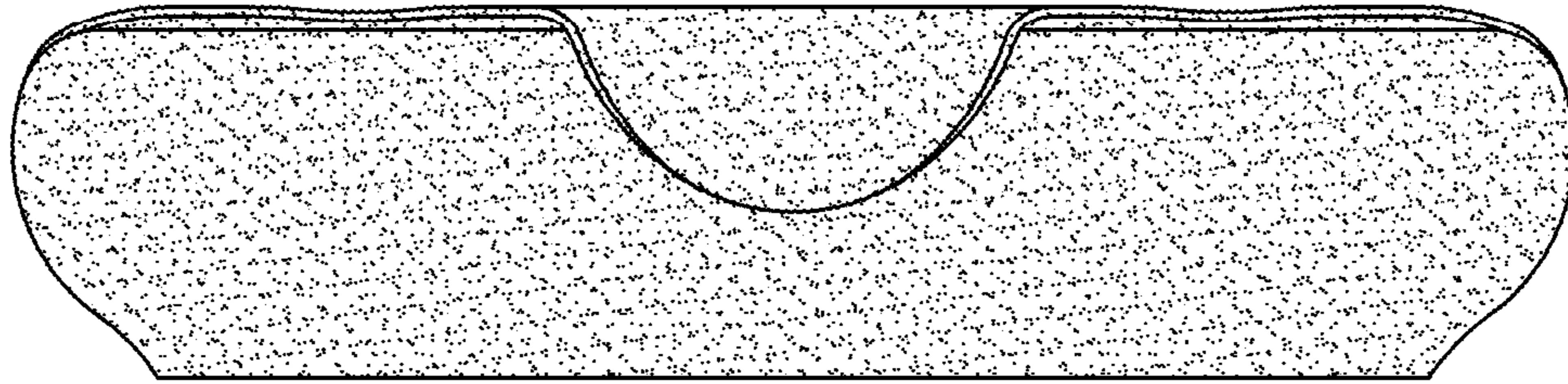


FIG. 2




FIG. 3

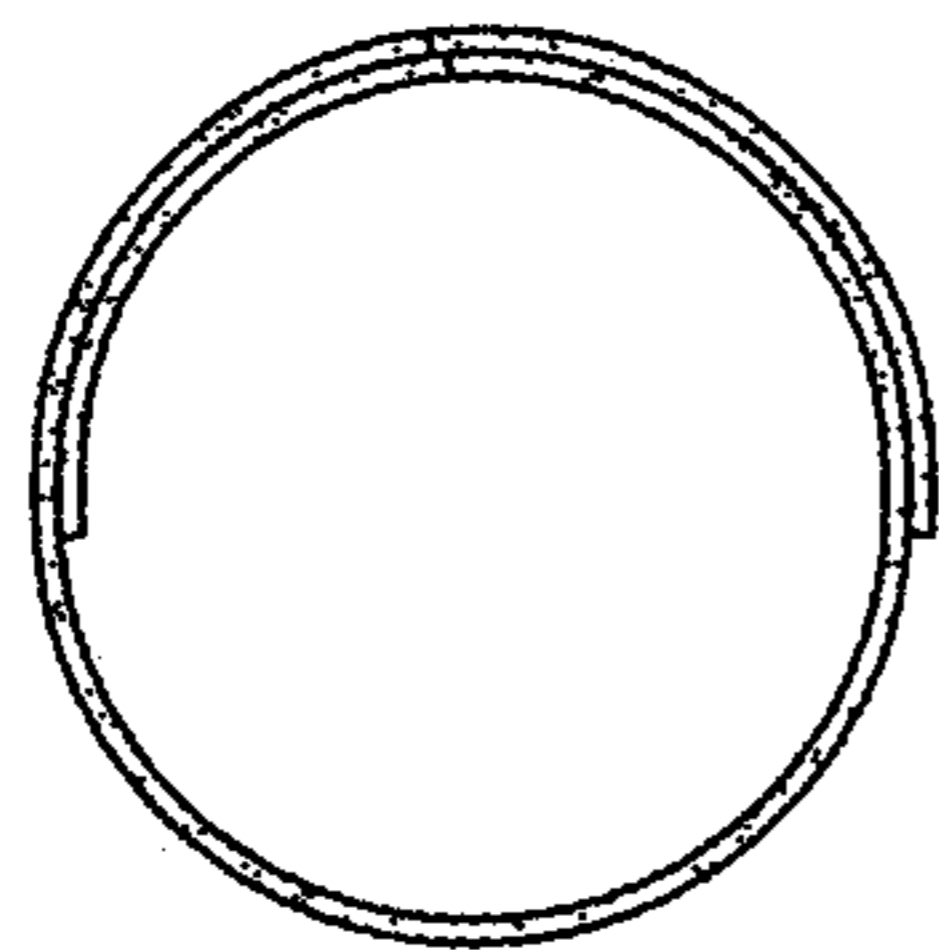


FIG. 4

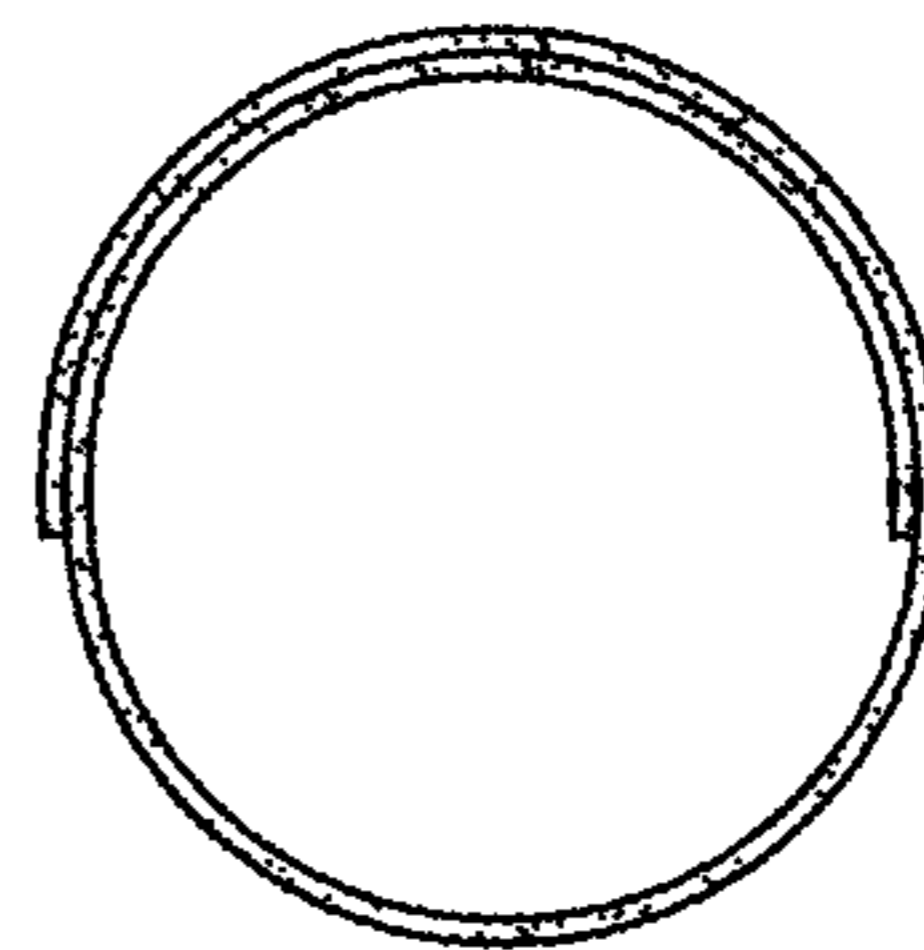


FIG. 5

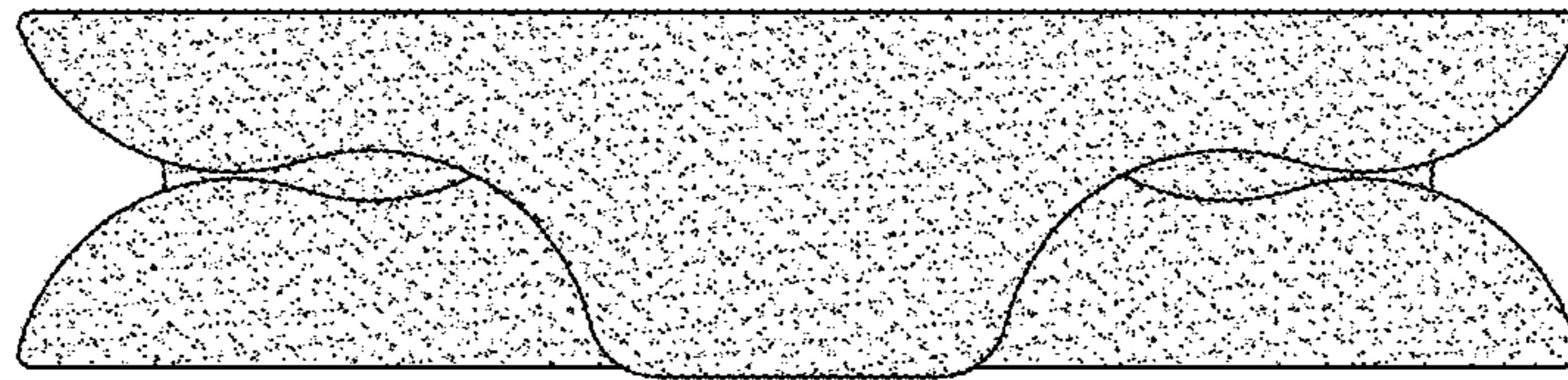


FIG. 6




FIG. 7