



US00D805715S

(12) **United States Design Patent** (10) **Patent No.:** **US D805,715 S**  
**Bhandula et al.** (45) **Date of Patent:** **\*\* Dec. 19, 2017**

(54) **URN** 5,379,499 A \* 1/1995 Jackson ..... A61G 17/08  
220/521

(71) Applicant: **Infinityurns, LLC**, North Liberty, IA (US) D356,422 S \* 3/1995 Parker ..... D99/5  
D360,732 S \* 7/1995 Parker ..... D99/5  
5,832,575 A \* 11/1998 Sturino ..... A61G 17/08  
27/1

(72) Inventors: **Vikrant Bhandula**, Moradabad (IN);  
**Sushant Sengupta**, North Liberty, IA (US) D438,685 S \* 3/2001 Robinson ..... D99/5  
D454,242 S \* 3/2002 Dziekonski ..... D99/5  
D479,380 S \* 9/2003 Robinson ..... D99/5  
D479,381 S \* 9/2003 Robinson ..... D99/5  
D479,639 S \* 9/2003 Robinson ..... D99/5  
D479,640 S \* 9/2003 Robinson ..... D99/5  
D479,641 S \* 9/2003 Robinson ..... D99/5  
D479,900 S \* 9/2003 Robinson ..... D99/5  
D653,011 S \* 1/2012 Myers ..... D99/5  
D667,604 S \* 9/2012 Khan ..... D99/5  
D700,764 S \* 3/2014 Goldstein ..... D99/5  
D703,913 S \* 4/2014 Irvine ..... A61G 17/08  
D99/5

(73) Assignee: **Infinityurns, LLC**, North Liberty, IA (US) D719,714 S \* 12/2014 Khan ..... D99/5  
D745,764 S \* 12/2015 Jennings ..... D99/5  
D772,520 S \* 11/2016 Jennings ..... D99/5  
D787,149 S \* 5/2017 Bhandula ..... D99/5

(\*\*) Term: **15 Years**

(21) Appl. No.: **29/551,414**

(22) Filed: **Jan. 13, 2016**

(51) **LOC (10) Cl.** ..... **99-00**

(52) **U.S. Cl.** ..... **D99/5**  
USPC ..... **D99/5**

(58) **Field of Classification Search**  
USPC ..... D99/5; 27/1, 3, 5; D9/545, 548, 565,  
D9/540, 504; D7/540, 615; D11/152,  
D11/153, 154; 206/508, 776; 220/288,  
220/521, 553; 211/85.27; 215/228, 320  
CPC ..... A61G 17/00; A61G 17/08  
See application file for complete search history.

\* cited by examiner

*Primary Examiner* — Paula Allen Greene  
(74) *Attorney, Agent, or Firm* — Shuttleworth & Ingersoll, PLC; Jason Sytsma

(57) **CLAIM**

The ornamental design for urn, as shown.

**DESCRIPTION**

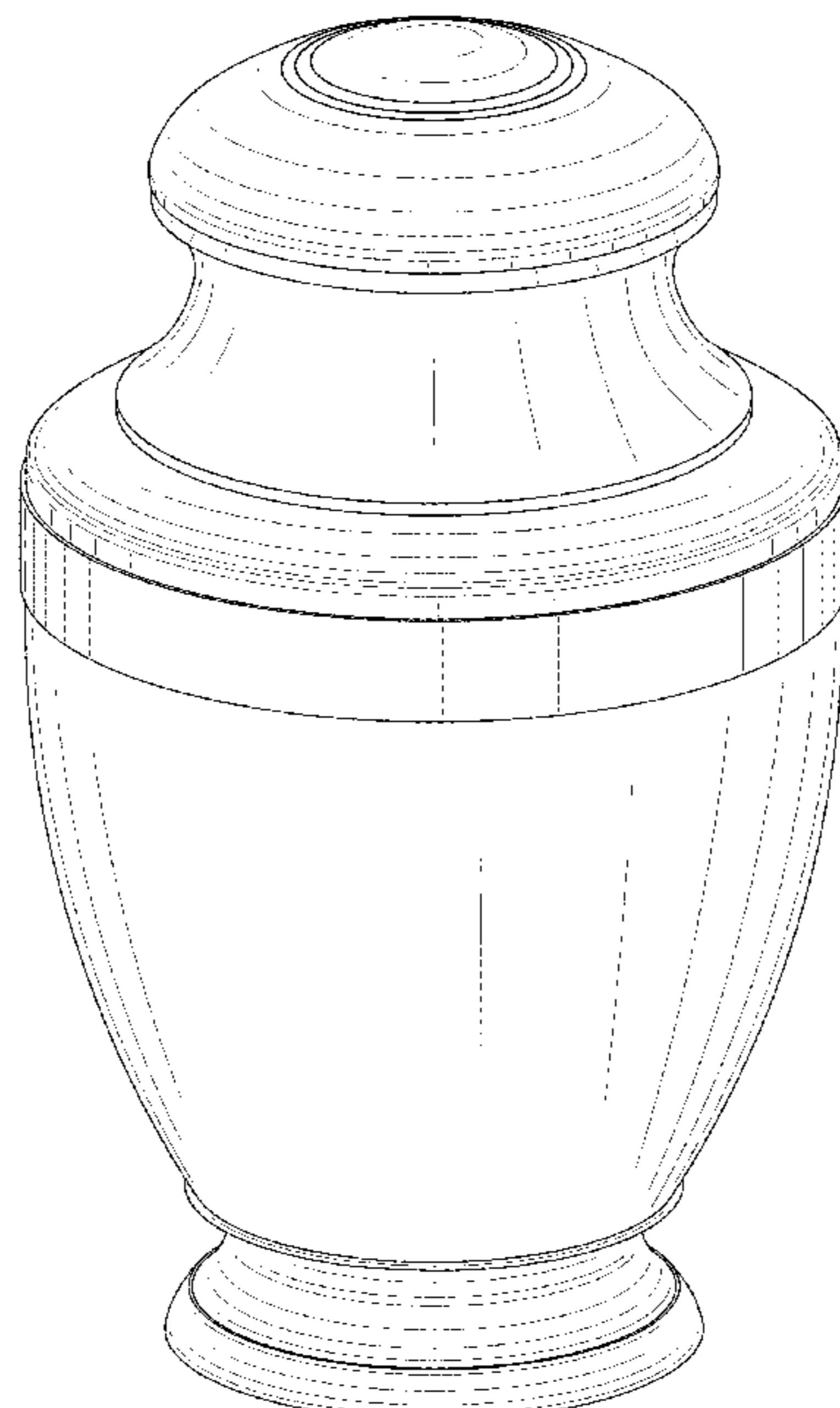
FIG. 1 is a front elevational view of an urn showing our new design;  
FIG. 2 is a top perspective view of the urn of FIG. 1;  
FIG. 3 is a bottom perspective view of the urn of FIG. 1;  
FIG. 4 is a top view of the urn of FIG. 1; and,  
FIG. 5 is a bottom view of the urn of FIG. 1.

**1 Claim, 5 Drawing Sheets**

(56) **References Cited**

**U.S. PATENT DOCUMENTS**

D108,081 S \* 1/1938 Kahn ..... D9/504  
2,235,617 A \* 3/1941 Klinzing ..... A61G 17/08  
220/288  
3,051,303 A \* 8/1962 Daanen ..... A47G 19/26  
206/776  
D254,831 S \* 4/1980 Smith ..... D7/540  
4,601,403 A \* 7/1986 Pollitz ..... B65D 51/24  
215/228



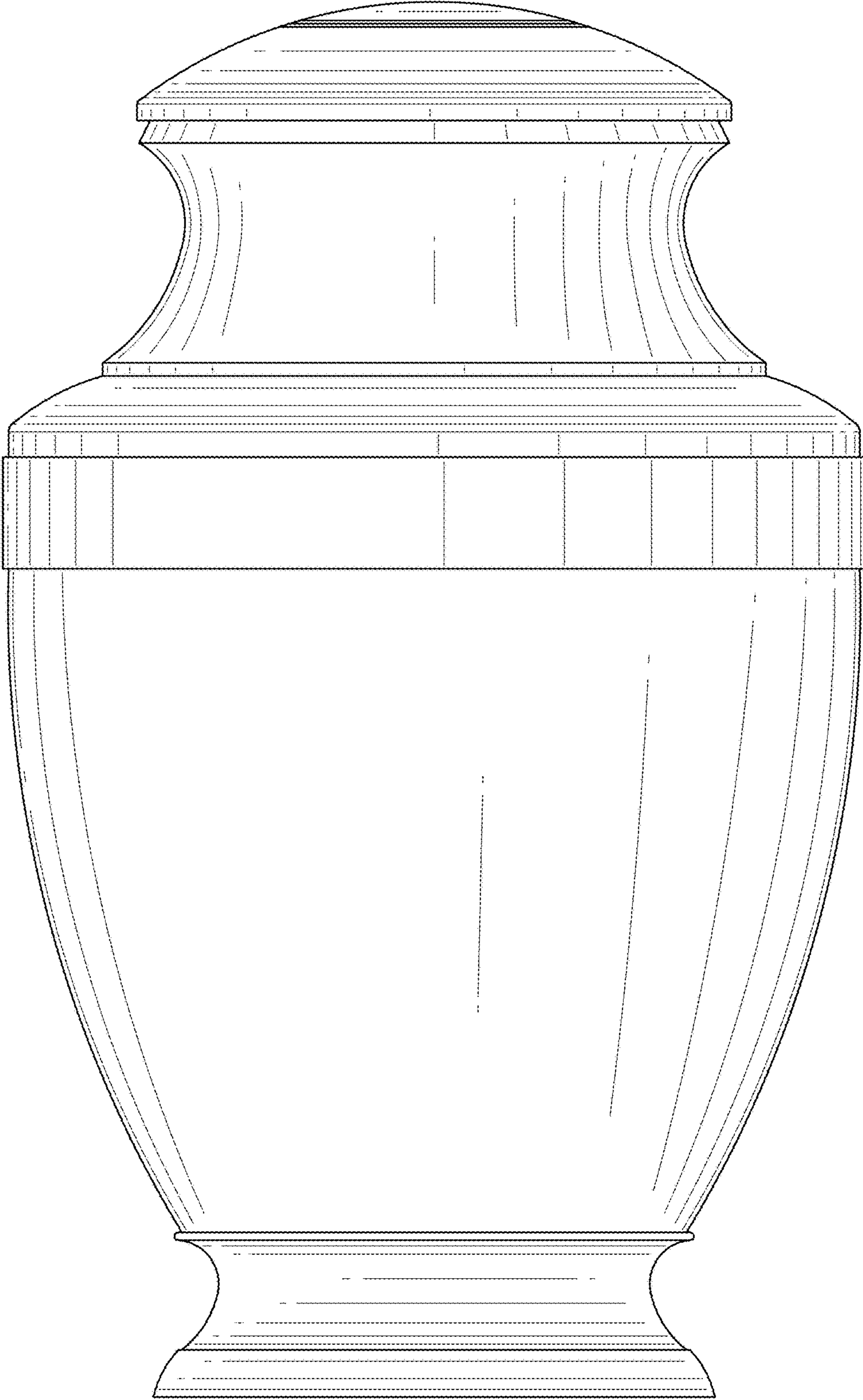


FIG. 1




FIG. 2






FIG. 3




FIG.4

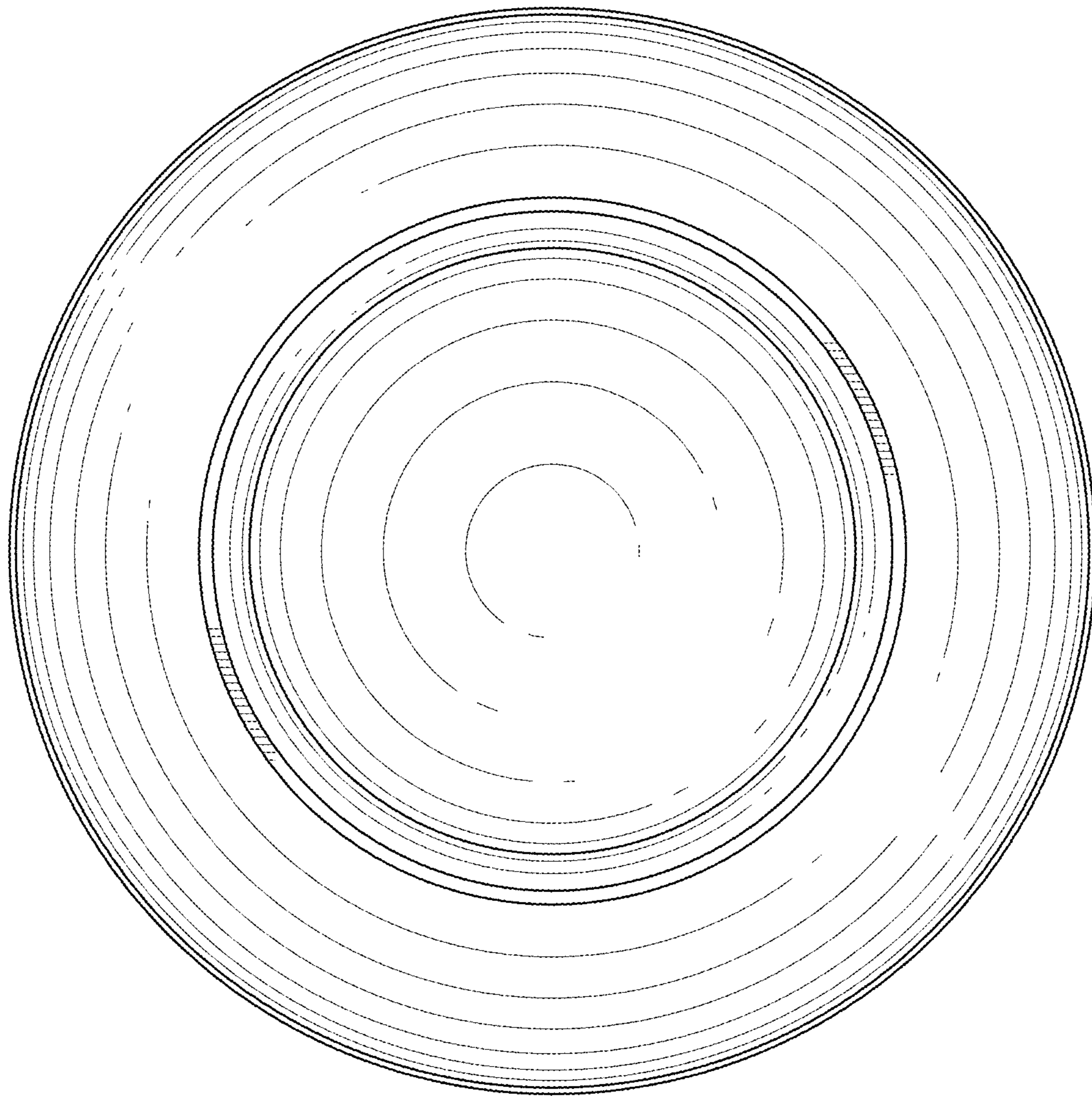


FIG. 5