



US00D805683S

(12) **United States Design Patent** (10) **Patent No.:** **US D805,683 S**
Miller (45) **Date of Patent:** **** Dec. 19, 2017**

(54) **LIGHTING DEVICE**

(71) Applicant: **Jason Miller**, Brooklyn, NY (US)

(72) Inventor: **Jason Miller**, Brooklyn, NY (US)

(**) Term: **15 Years**

(21) Appl. No.: **29/601,617**

(22) Filed: **Apr. 24, 2017**

Related U.S. Application Data

(62) Division of application No. 29/523,519, filed on Apr. 10, 2015, now Pat. No. Des. 788,360.

(51) **LOC (10) Cl.** **26-99**

(52) **U.S. Cl.**
USPC **D26/141**

(58) **Field of Classification Search**
USPC D26/72, 80-84, 88-91, 118, 143
CPC F21S 8/028; F21S 8/036; F21S 8/04; F21S 8/043; F21S 8/046; F21S 8/06; F21S 8/061; F21S 8/063; F21S 8/065; F21S 8/068; F21V 21/03

See application file for complete search history.

(56) **References Cited**

U.S. PATENT DOCUMENTS

D398,068 S * 9/1998 Milicia D26/141
D564,123 S * 3/2008 Porter D26/141
D567,997 S * 4/2008 Lehman D26/141

* cited by examiner

Primary Examiner — Brian N Vinson

(74) *Attorney, Agent, or Firm* — Timothy W. Menasco, Esq.; Harter Secrest & Emery LLP

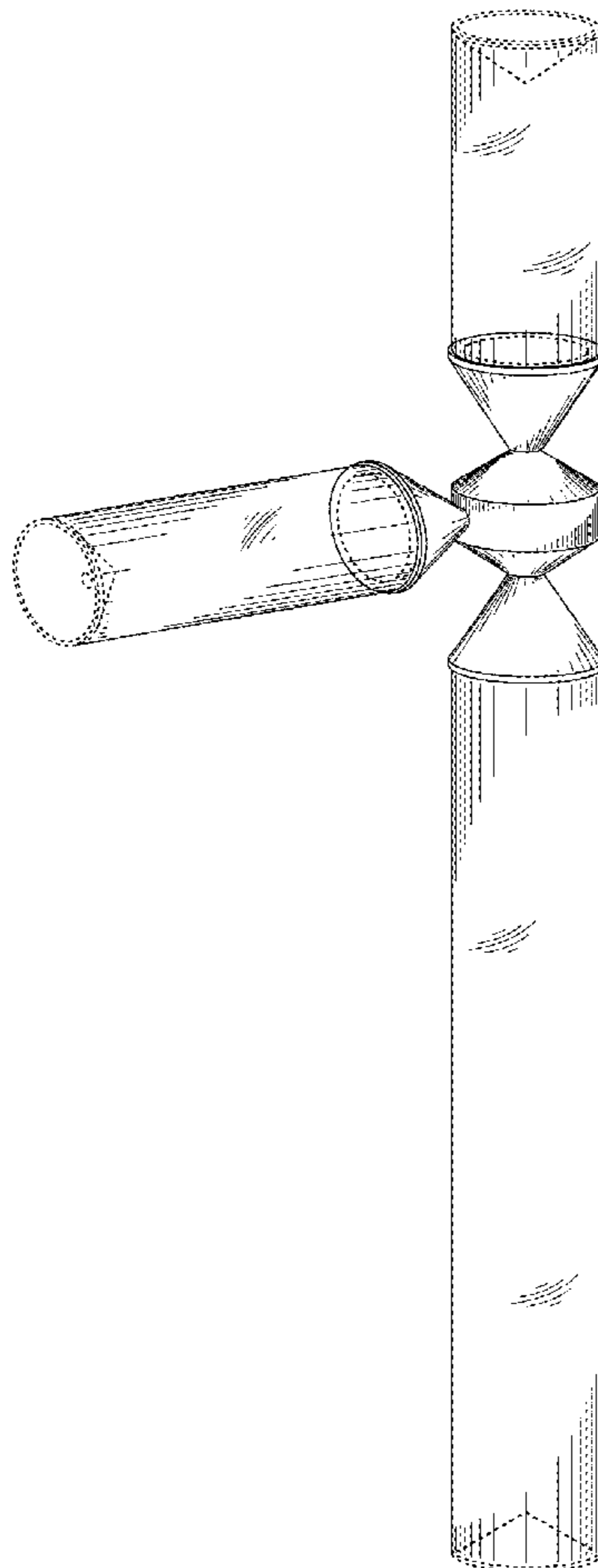
(57) **CLAIM**

The ornamental design of a lighting device, as shown and described.

DESCRIPTION

FIG. 1 is a front side perspective view of a lighting device in accordance with the present invention; FIG. 2 is a right side view thereof; FIG. 3 is a rear side view thereof; FIG. 4 is a left side view thereof; FIG. 5 is a front side view thereof; FIG. 6 is a top view thereof; and, FIG. 7 is a bottom view thereof. The broken lines of the Figures are for illustrative purposes only and form no part of the claimed design.

1 Claim, 6 Drawing Sheets



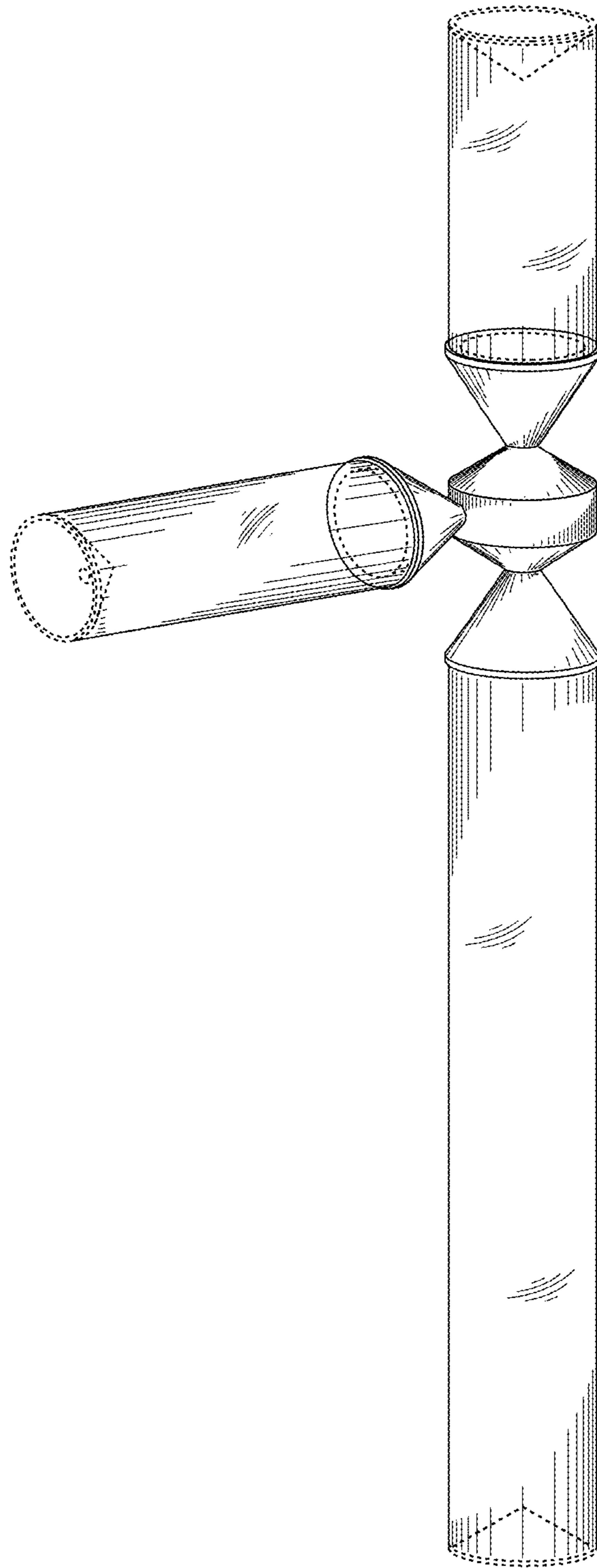


FIG. 1

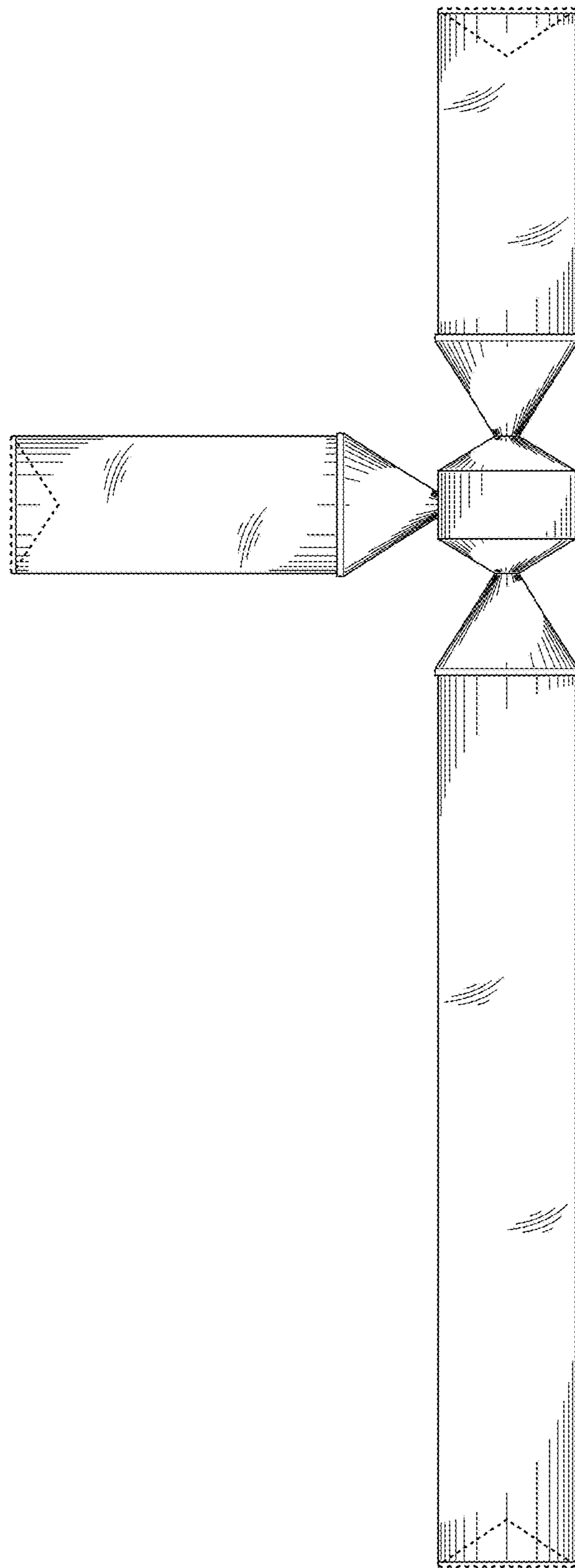


FIG. 2




FIG. 3

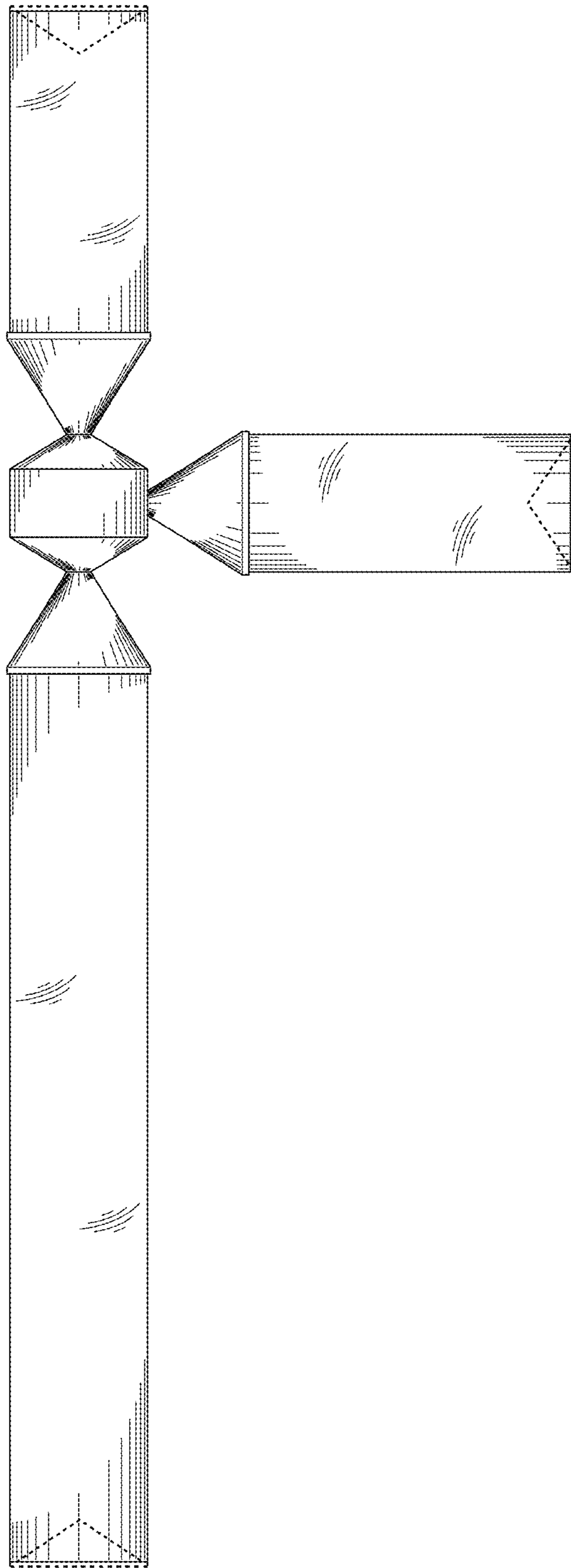


FIG. 4




FIG. 5

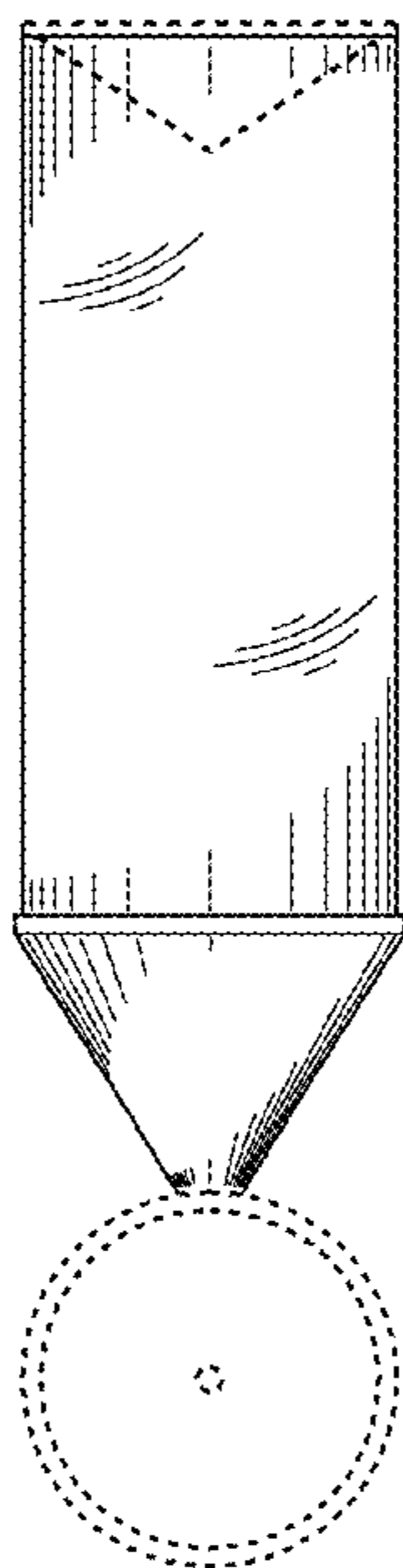


FIG. 6

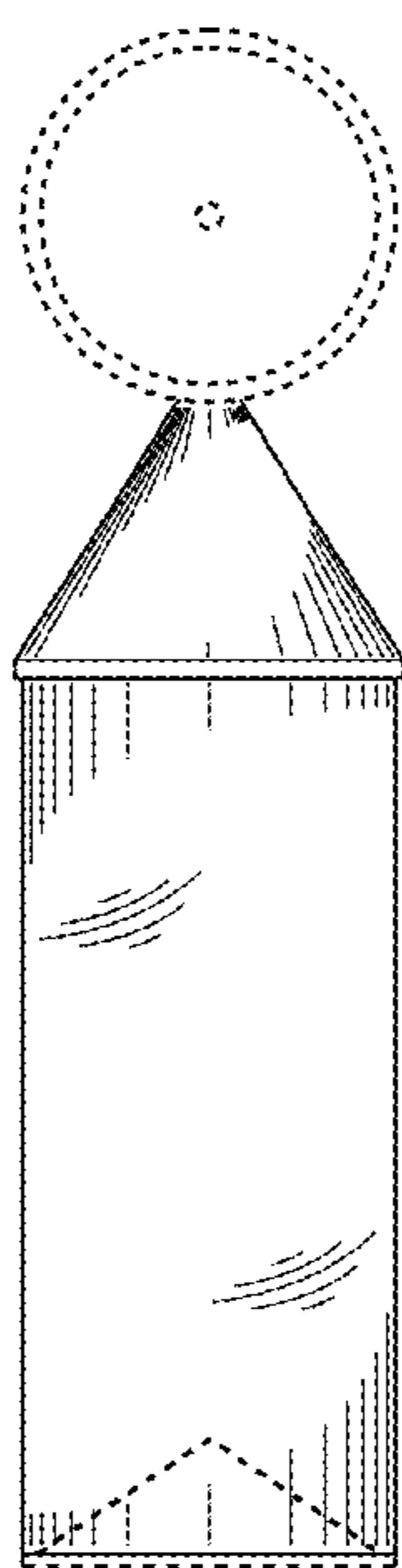


FIG. 7