



US00D805655S

(12) **United States Design Patent** (10) **Patent No.:** **US D805,655 S**
Balas (45) **Date of Patent:** **** Dec. 19, 2017**

(54) **TV ON A SLIDING DOOR**

OTHER PUBLICATIONS

(71) Applicant: **BALAS DESIGN LTD**, Netanya (IL)
(72) Inventor: **Nahum Balas**, Herzelia (IL)
(73) Assignee: **BALAS DESIGN LTD** (IL)
(**) Term: **15 Years**
(21) Appl. No.: **29/558,023**
(22) Filed: **Mar. 15, 2016**
(51) **LOC (10) Cl.** **25-02**
(52) **U.S. Cl.**
USPC **D25/48.3**
(58) **Field of Classification Search**
USPC D14/129, 132, 239; D25/48.1, 48.3, 55,
D25/58, 60, 61, 138; 49/407, 425, 454,
49/458; 52/196, 204.2, 207, 238.1, 239,
52/241
CPC E05D 15/16; E05D 15/0669; E05Y
2900/132; E04B 2/58; G09F 15/0006;
G09F 19/22; H04N 5/64
See application file for complete search history.

<https://www.youtube.com/watch?v=heJg3PW1-Fg> Posted Mar. 20, 2015.*
<http://balas.co.il/%D7%90%D7%A8%D7%95%D7%A0%D7%95%D7%AA-%D7%94%D7%96%D7%96%D7%94-%D7%A2%D7%9D-%D7%98%D7%9C%D7%95%D7%99%D7%96%D7%99%D7%94/> Available May 1, 2015.*
<http://www.mostbeautifulthings.net/wardrobe-models/> Available Apr. 30, 2014.*
<http://www.mostbeautifulthings.net/wardrobe-models/> Available Apr. 21, 2015.*
<http://homedecomastery.com/sample-ikea-wardrobes-for-many-types-of-bedrooms/sample-ikea-wardrobes-photo/> Available Jan. 2013.*
Picture shown at the following website: <http://st.hzcdn.com/simgs/ffe10ab50f066175_4-2642/contemporary-closet.pg>; 1 page.

* cited by examiner

Primary Examiner — Susan Bennett Hattan
Assistant Examiner — Leanne Was-Englehart
(74) *Attorney, Agent, or Firm* — Carter, DeLuca, Farrell & Schmidt, LLP

(56) **References Cited**

U.S. PATENT DOCUMENTS

D299,758 S * 2/1989 Kelley D25/48.7
5,689,922 A * 11/1997 Daudet E04B 2/58
52/204.1
D626,252 S * 10/2010 Bouthillier D25/48.3
8,375,648 B1 * 2/2013 O'Sullivan G09F 15/0006
40/700
2007/0017157 A1 * 1/2007 Ambrozus E05D 15/0669
49/425

FOREIGN PATENT DOCUMENTS

CN 301255962 * 6/2010
EM 000358007-0003 * 8/2005
EM 000358007-0004 * 8/2005

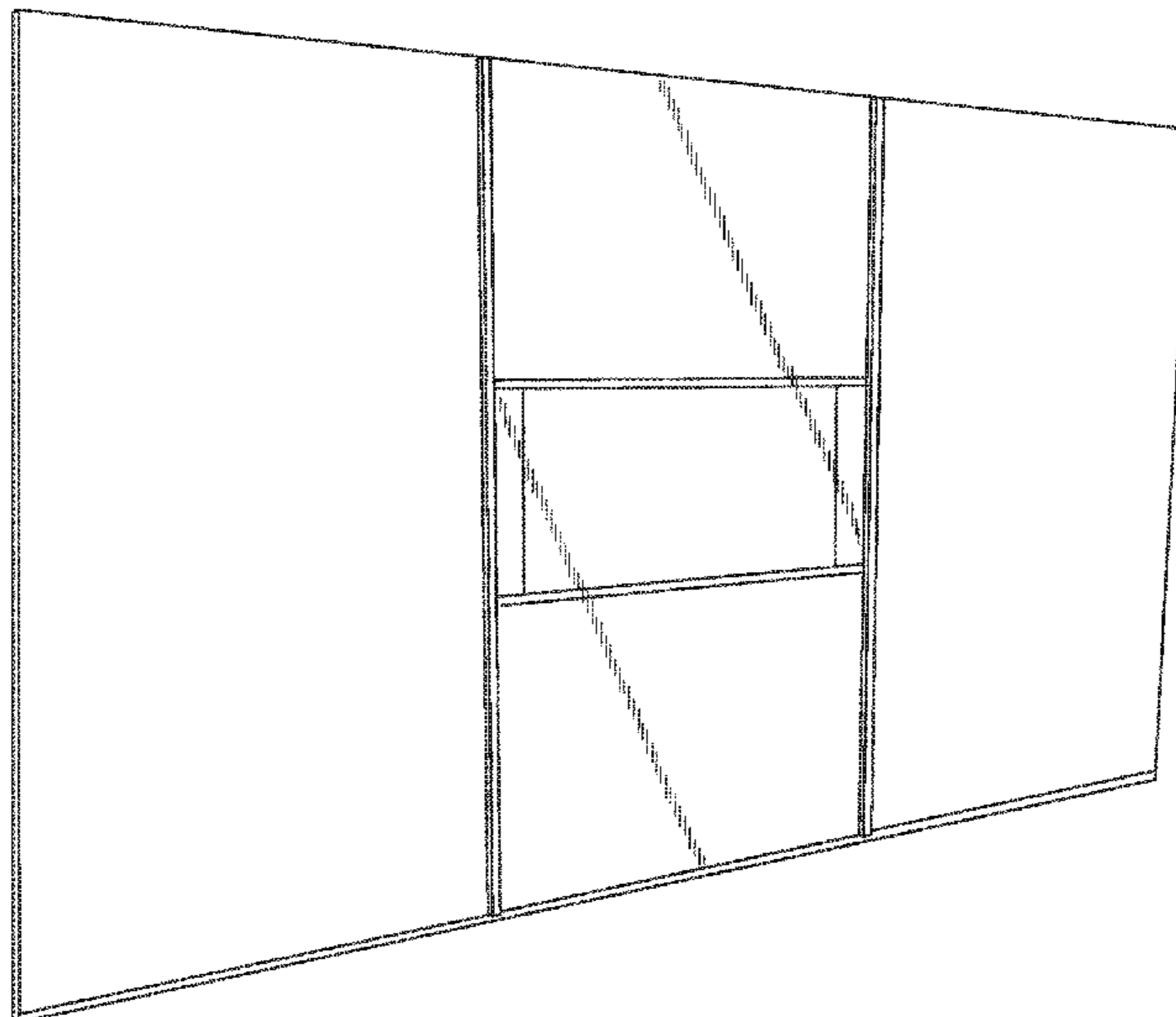
(57) **CLAIM**

The ornamental design for a TV on a sliding door, as shown and described.

DESCRIPTION

FIG. 1 is a perspective view of a TV on a sliding door in accordance with the principles of the present design;
FIG. 2 is a front view of the TV on a sliding door of FIG. 1;
FIG. 3 is a top view of the TV on a sliding door of FIG. 1; and,
FIG. 4 is a side view of the TV on a sliding door of FIG. 1. In the drawings, the broken lines depict environmental subject matter only and form no part of the claimed design.

1 Claim, 3 Drawing Sheets



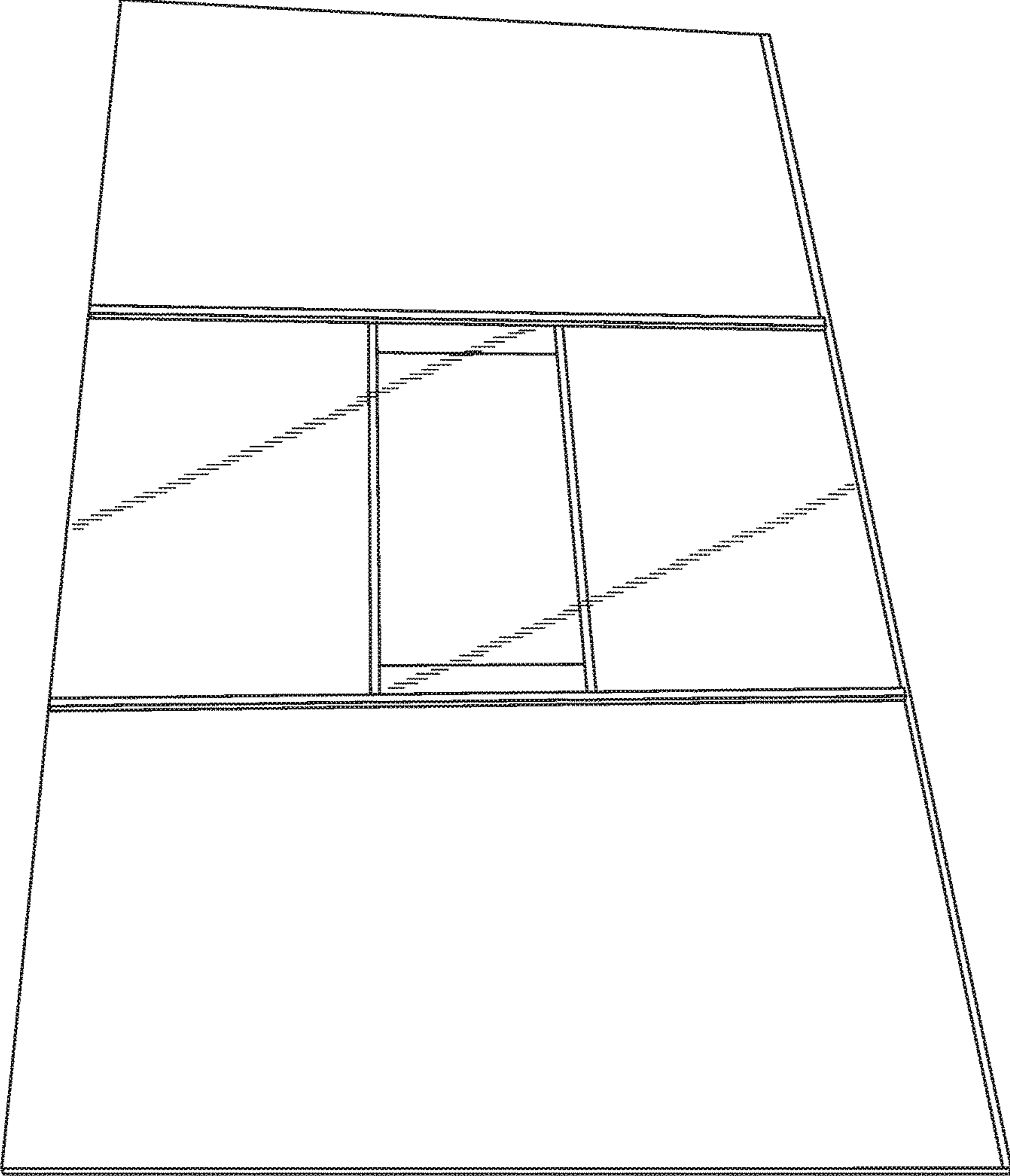


FIG. 1

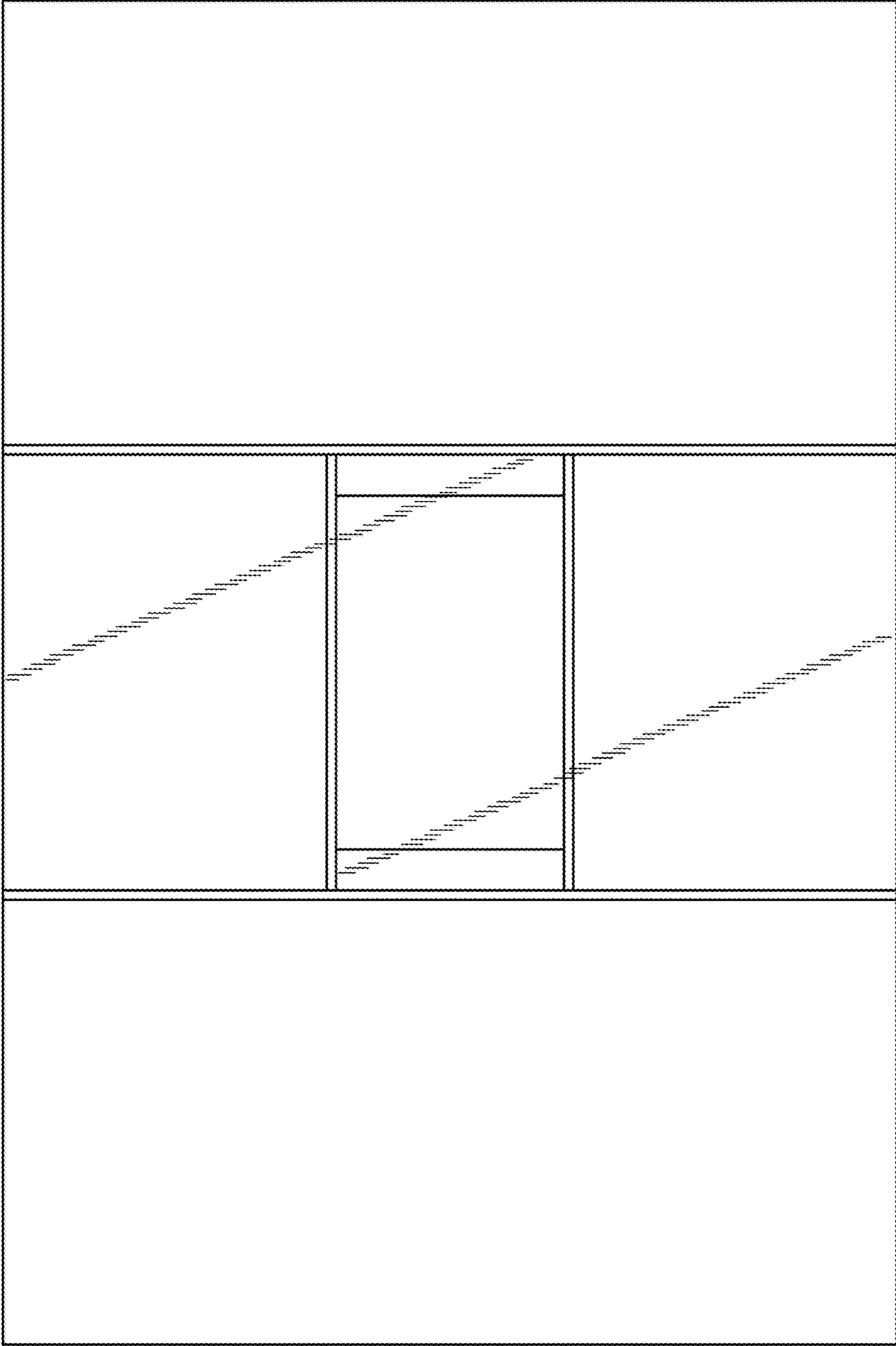


FIG. 2




FIG. 4



FIG. 3