



US00D805649S

(12) **United States Design Patent** (10) **Patent No.:** **US D805,649 S**  
**Mizelle et al.** (45) **Date of Patent:** **\*\* Dec. 19, 2017**

(54) **FITNESS AND THERAPEUTIC ROLLER**

(71) Applicant: **Nomaco Inc.**, Zebulon, NC (US)

(72) Inventors: **Jason Mizelle**, Raleigh, NC (US);  
**Christophe Theunissen**, Raleigh, NC (US)

(73) Assignee: **Nomaco Inc.**, Zebulon, NC (US)

(\*\*) Term: **15 Years**

(21) Appl. No.: **29/544,490**

(22) Filed: **Nov. 4, 2015**

(51) **LOC (10) Cl.** ..... **28-03**

(52) **U.S. Cl.**  
USPC ..... **D24/211**

(58) **Field of Classification Search**  
USPC ..... D24/200, 211, 212, 213, 214, 215;  
601/19, 27-32, 46-48, 52, 99, 112-113,  
601/118, 135, 137, DIG. 12, DIG. 14,  
601/DIG. 15, DIG. 16, DIG. 17; D30/160  
CPC ..... A61H 19/00; A61H 19/30; A61H 19/32;  
A61H 19/34; A61H 19/40; A61H 19/44;  
A61H 19/50; A61H 2015/0007; A61H  
2015/0014; A61H 2015/0042; A61H  
15/00; A61H 7/003; A61H 7/005  
See application file for complete search history.

(56) **References Cited**

U.S. PATENT DOCUMENTS

4,109,649	A *	8/1978	Iyomasa	.....	A61H 15/00 601/121
4,378,007	A *	3/1983	Kachadourian	.....	A61H 15/00 482/79
D285,117	S *	8/1986	Snyder	.....	D24/211
D361,132	S *	8/1995	Lee	.....	D24/200
6,398,694	B1 *	6/2002	Bountourakis	.....	A63B 21/015 482/109
D598,562	S *	8/2009	Chen	.....	D24/211

7,918,774	B2	4/2011	Dye	
D637,244	S *	5/2011	Davis	..... D21/662
8,002,682	B2	8/2011	Dye	
D647,980	S *	11/2011	Davis	..... D21/662
D660,450	S *	5/2012	Johnson	..... D24/215
D670,817	S *	11/2012	Narevsky	..... D24/211
D674,107	S *	1/2013	Prudent	..... D24/211
D713,050	S *	9/2014	Kao	..... A61H 15/00 D24/211
9,005,146	B2 *	4/2015	Phillips	..... A61H 15/0092 482/132
D737,456	S *	8/2015	McDonough	..... D24/211
D749,233	S *	2/2016	Phillips	..... A61H 15/0092 D24/211
2008/0090707	A1	4/2008	Dye	

(Continued)

*Primary Examiner* — Sandra Snapp  
(74) *Attorney, Agent, or Firm* — Withrow & Terranova, PLLC

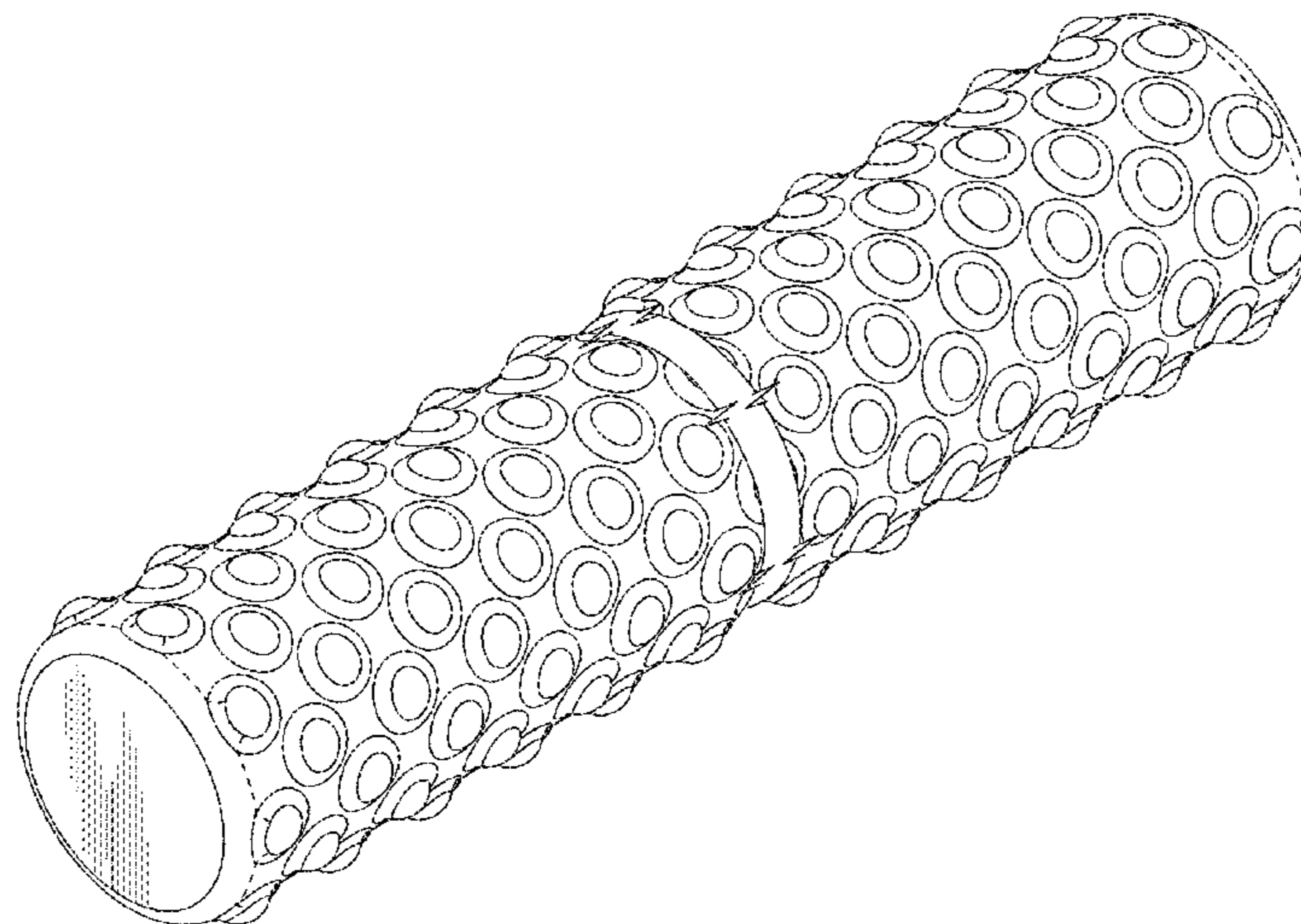
(57) **CLAIM**

The ornamental design for a fitness and therapeutic roller, as shown and described.

**DESCRIPTION**

FIG. 1 is a right front perspective view of a fitness and therapeutic roller;  
FIG. 2 is a top plan view of the fitness and therapeutic roller of FIG. 1, the bottom plan view and the front and rear elevation views are all identical thereto; and,  
FIG. 3 is a left side elevation view of the fitness and therapeutic roller in FIG. 1, the right side elevation view is identical thereto.  
The fitness and therapeutic roller of the present design is depicted in a “broken away” manner. The appearance of any portion of the article between the break lines forms no part of the claimed design. The broken lines depicting portions of the fitness and therapeutic roller are for illustrative purposes only and form no part of the claimed design.

**1 Claim, 3 Drawing Sheets**



(56)

**References Cited**

U.S. PATENT DOCUMENTS

2009/0131234 A1 5/2009 Dye  
2011/0105286 A1 5/2011 Dye  
2012/0035029 A1 2/2012 Dye  
2013/0267396 A1 10/2013 Dye

\* cited by examiner

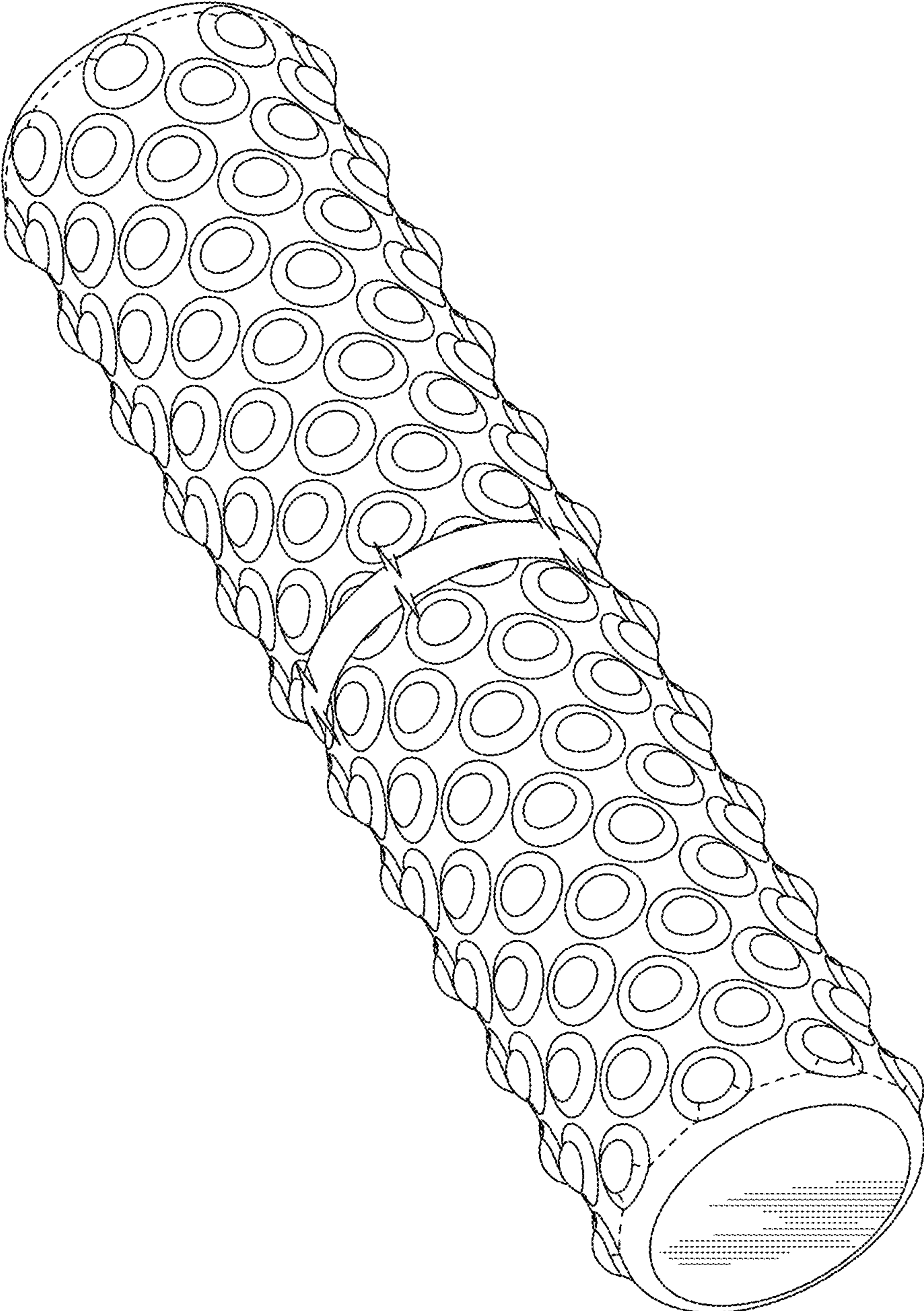


FIG. 1

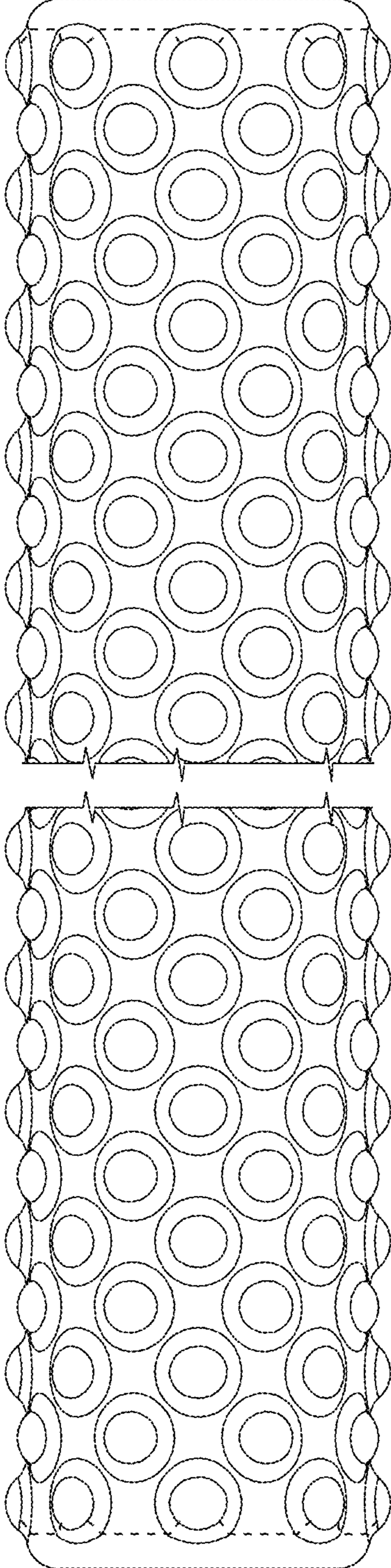


FIG. 2




FIG. 3