

US00D805620S

(12) **United States Design Patent**
Hrydovyy

(10) **Patent No.:** **US D805,620 S**

(45) **Date of Patent:** **** Dec. 19, 2017**

(54) **FIREPLACE**

(71) Applicant: **IGNIS DEVELOPMENT INC.**, New Brunswick, NJ (US)

(72) Inventor: **Vasyl Hrydovyy**, New Brunswick, NJ (US)

(73) Assignee: **IGNIS DEVELOPMENT INC.**, New Brunswick, NJ (US)

(**) Term: **15 Years**

(21) Appl. No.: **29/560,361**

(22) Filed: **Apr. 6, 2016**

Related U.S. Application Data

(63) Continuation-in-part of application No. 29/469,479, filed on Oct. 10, 2013, now abandoned.

(51) **LOC (10) Cl.** **23-03**

(52) **U.S. Cl.**
USPC **D23/343**

(58) **Field of Classification Search**
USPC D23/342-345, 350, 404, 398; 126/500, 126/25 R, 37 B, 41 R, 50, 506, 512, 513, 126/543, 305, 306; 431/125, 126, 253
CPC F24B 1/18; F24B 1/1802; F24B 1/1804; F24B 1/1806; F24B 1/1808; F24B 1/181; F24B 1/182; F24B 1/183; F24B 1/185; F24B 1/198
See application file for complete search history.

(56) **References Cited**

U.S. PATENT DOCUMENTS

5,399,084 A * 3/1995 McCullough F24C 3/006
126/512
5,482,028 A * 1/1996 Binzer F24B 1/1808
126/512

6,601,579 B2 * 8/2003 Fier F24B 1/18
126/510
D561,317 S * 2/2008 Ou D23/344
D574,071 S * 7/2008 Dabrowski D23/344
7,726,299 B2 * 6/2010 Reyher F24B 1/1808
126/512
7,806,345 B2 * 10/2010 Tsunekawa F24B 1/1808
126/500
D631,533 S * 1/2011 Gallo D23/343
D631,953 S * 2/2011 Backes D23/343
8,235,033 B2 * 8/2012 Gallo F24B 1/18
126/500
8,434,470 B2 * 5/2013 Jensen F24C 5/00
126/512
D691,251 S * 10/2013 Couture D23/342
D718,851 S * 12/2014 Blouin D23/343

* cited by examiner

Primary Examiner — David G Muller

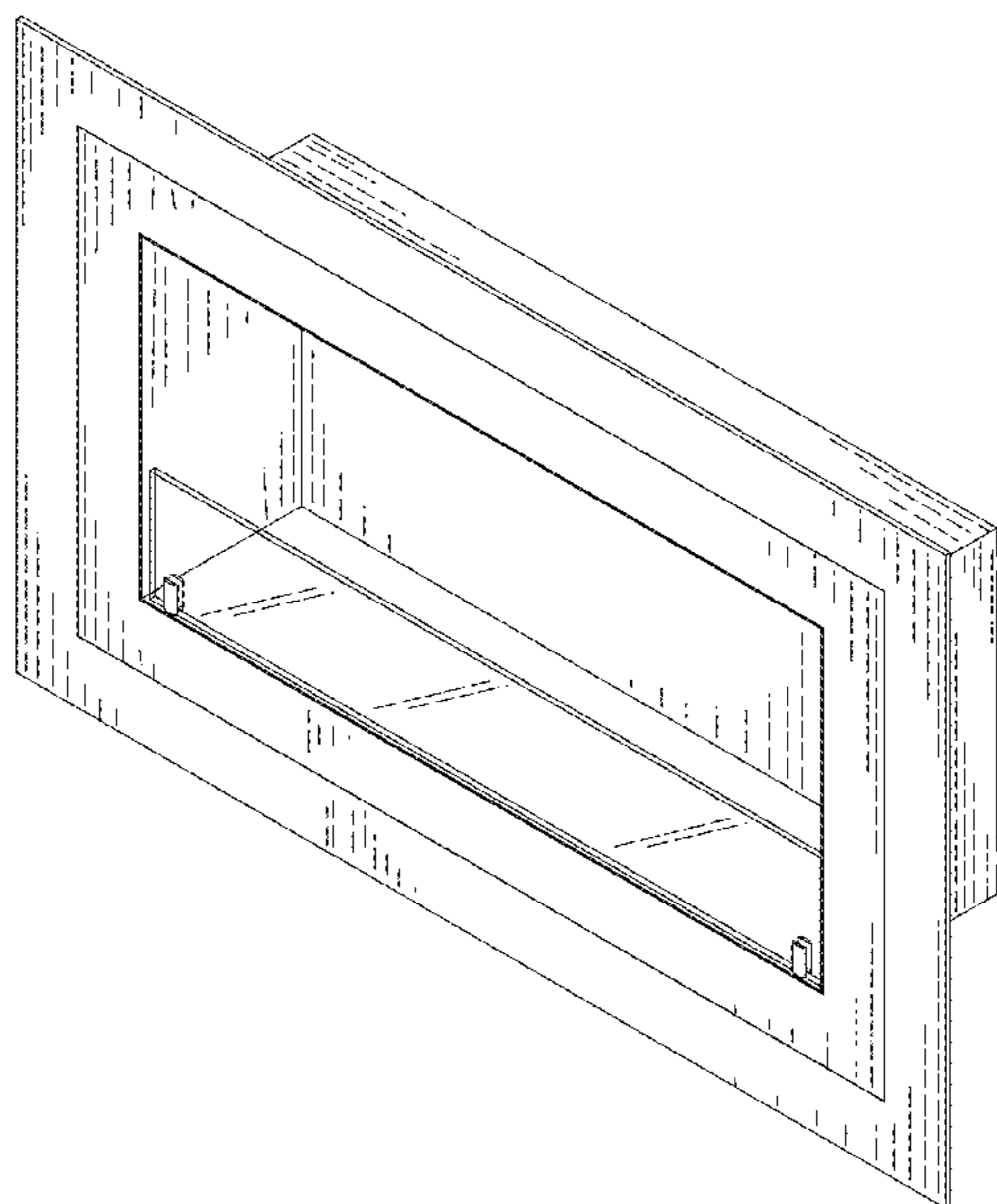
(57) **CLAIM**

The ornamental design for a fireplace, as shown and described.

DESCRIPTION

FIG. 1 is a perspective view of a fireplace;
FIG. 2 is a front view thereof;
FIG. 3 is a rear view thereof;
FIG. 4 is a bottom view thereof;
FIG. 5 is a top view thereof;
FIG. 6 is a left view thereof; and,
FIG. 7 is a right view thereof.
The broken line showing of parts of the drawings is included for the purpose of illustrating use and environment and forms no part of the claimed design.

1 Claim, 7 Drawing Sheets



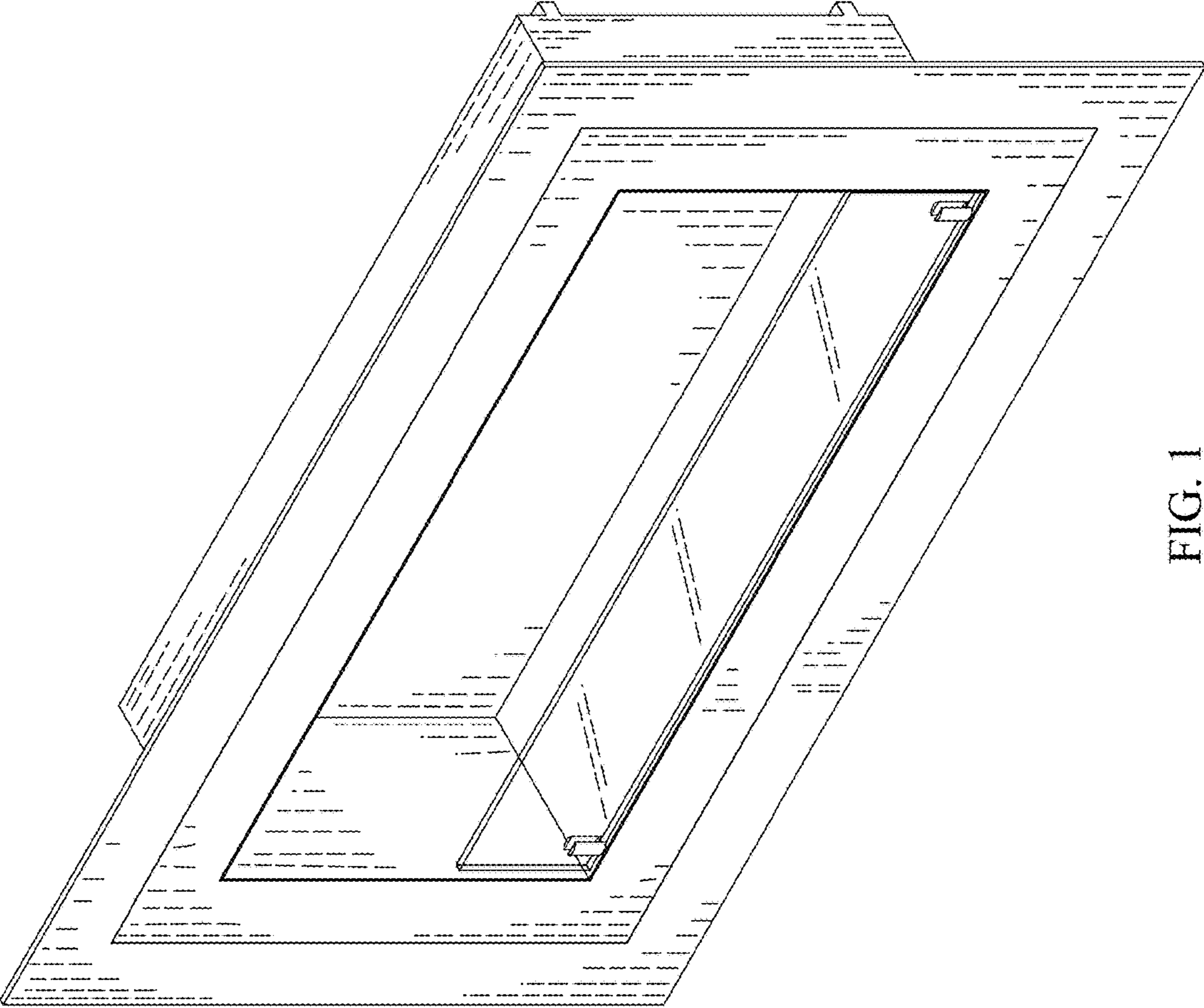


FIG. 1

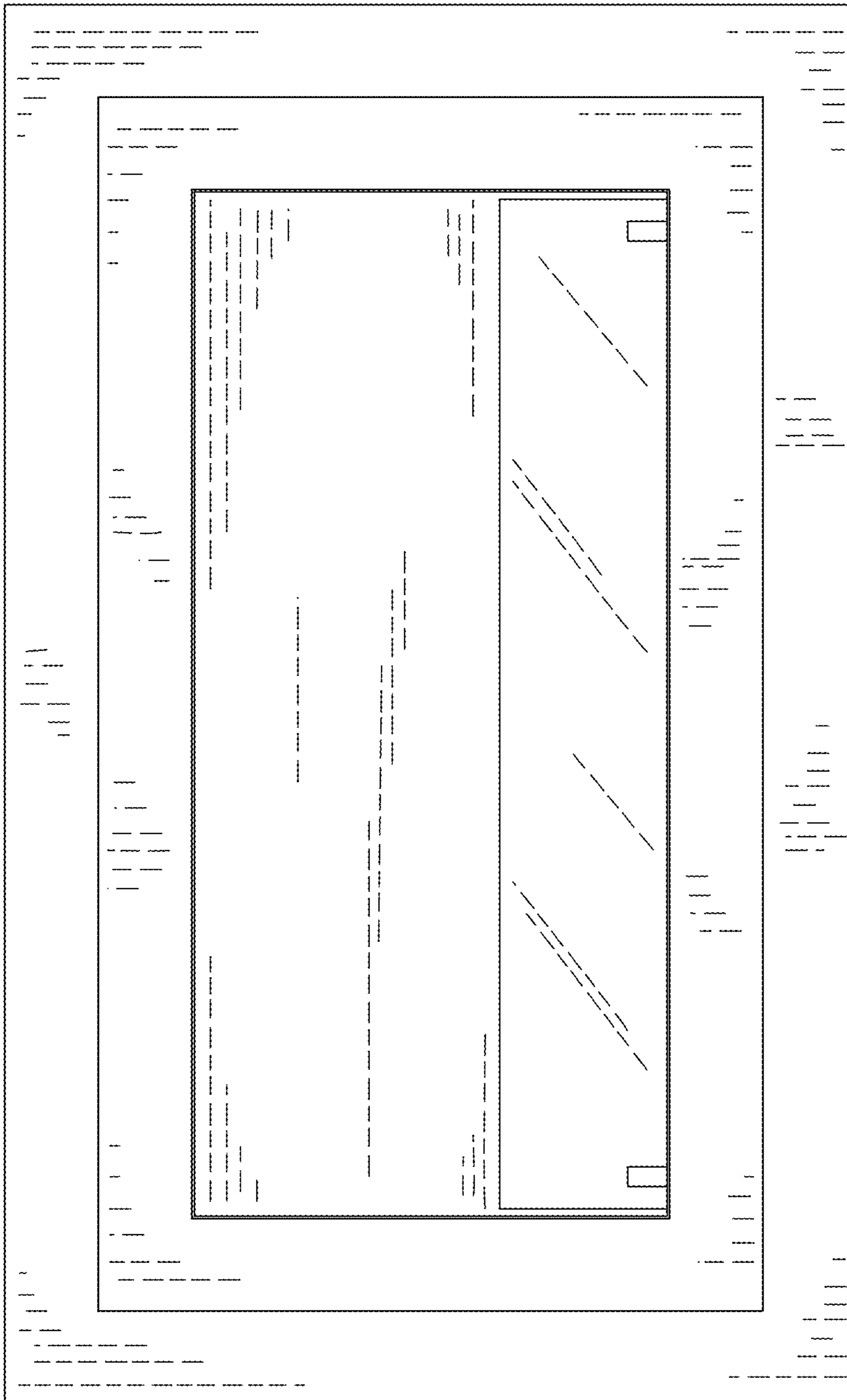


FIG. 2

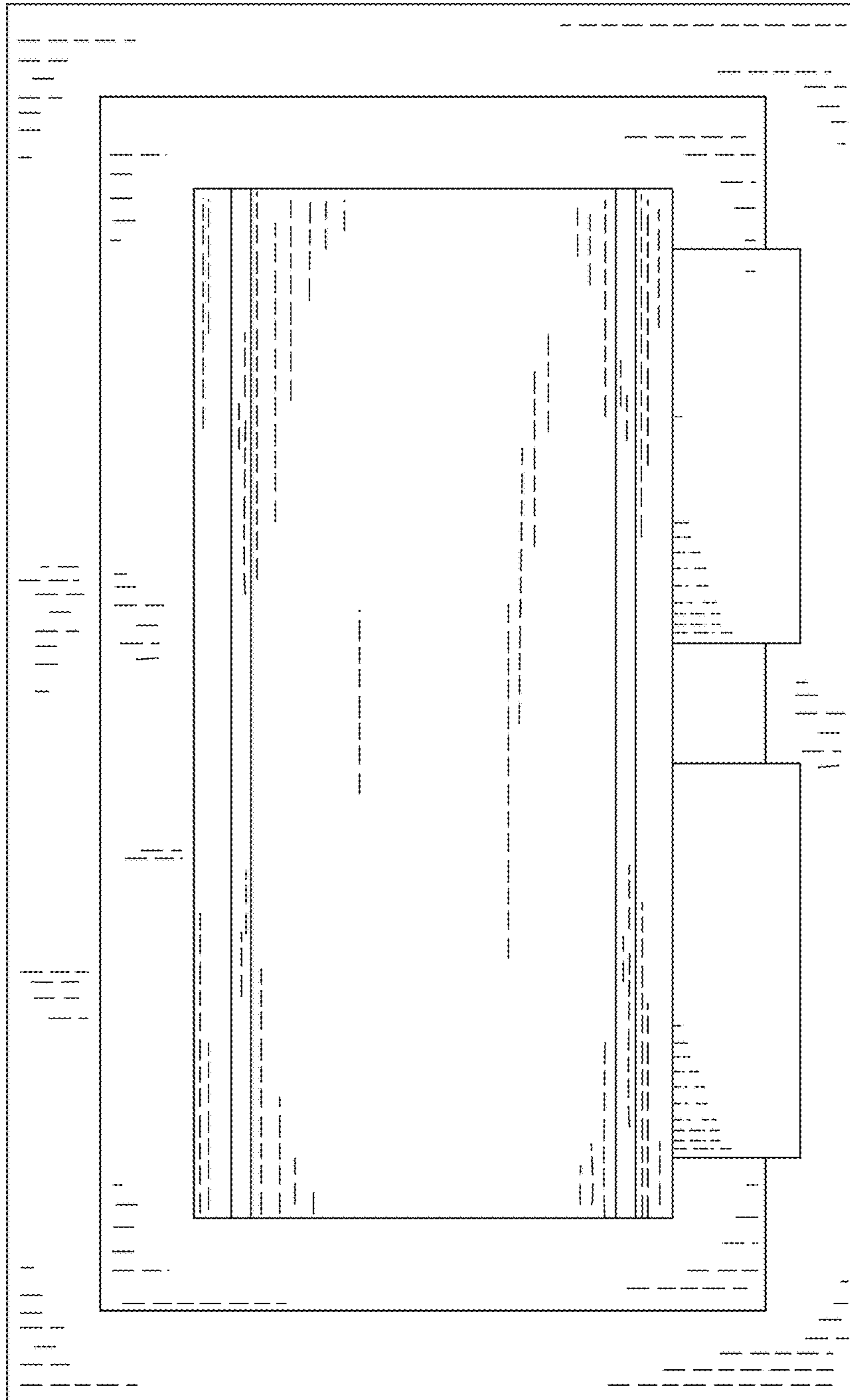


FIG. 3




FIG. 4




FIG. 5

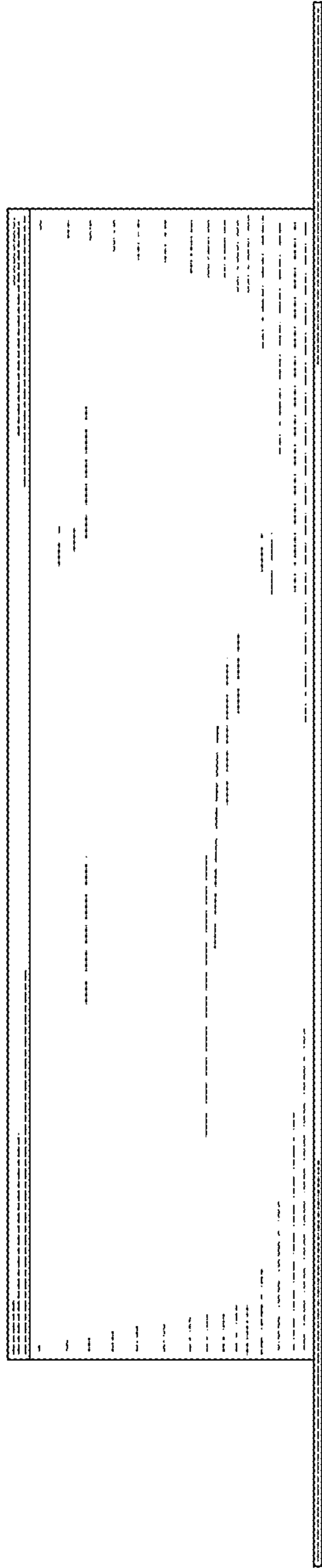


FIG. 6




FIG. 7