



US00D805617S

(12) **United States Design Patent** (10) **Patent No.:** **US D805,617 S**
McConnell (45) **Date of Patent:** **** Dec. 19, 2017**

(54) **WIPES WARMER**

(71) Applicant: **Thomas E. McConnell**, Santa Maria, CA (US)

(72) Inventor: **Thomas E. McConnell**, Santa Maria, CA (US)

(**) Term: **15 Years**

(21) Appl. No.: **29/563,292**

(22) Filed: **May 3, 2016**

(51) **LOC (10) Cl.** **09-01**

(52) **U.S. Cl.**
USPC **D23/323**

(58) **Field of Classification Search**
USPC D23/332; D3/20, 201, 203.5, 203.6, 205, D3/215, 273, 274, 294, 295; D6/515, D6/518, 519; D7/540, 542, 601; D9/414, 415, 418, 420, 421, 423, 424, 25, D9/707, 702, 709, 710, 711, 730, 734, D9/737, 741, 743, 745, 747; D28/73, 76, D28/77, 83
CPC .. B65D 83/081; B65D 83/0894; B65D 83/08; B65D 83/0817; B65D 83/0811; B65D 83/0835; B65D 83/00; B65D 83/0852; B65D 83/0816; B65D 85/16; B65D 85/671; B65D 85/00; B65D 33/001; B65D 2575/586; B65D 25/04; B65D 43/162; B65D 81/22; B65D 77/24; B65D 77/06; B65D 77/003; B65D 2543/00296; B65D 2543/00194; B65D 75/32; B65D 75/46; B65D 75/327; B65D 5/72; A47K 10/421; A47K 10/424; A47K 10/42; A47K 10/422; A47K 10/44; A47K 10/38; A47K 10/20; A47K 10/24; A47K 10/18; A47K 2010/3266; A47K 2010/3233

See application file for complete search history.

(56) **References Cited**

U.S. PATENT DOCUMENTS

D479,420 S *	9/2003	White	D6/518
D485,461 S *	1/2004	Sams	D6/515
D632,558 S *	2/2011	Hutchison	D9/421
D725,491 S *	3/2015	Gallien	D9/734

* cited by examiner

Primary Examiner — Wan Laymon

Assistant Examiner — Mark Booker

(74) *Attorney, Agent, or Firm* — WPAT, P.C., Intellectual Property Attorneys; Anthony King


(57) **CLAIM**

The ornamental design for a wipes warmer, as shown and described.

DESCRIPTION

FIG. 1 is a left side view of a wipes warmer, the right side view being a mirror image thereof;
FIG. 2 is a front view of the wipes warmer of FIG. 1;
FIG. 3 is a back view of the wipes warmer of FIG. 1;
FIG. 4 is a top view of the wipes warmer of FIG. 1;
FIG. 5 is a bottom view of the wipes warmer of FIG. 1; and,
FIG. 6 is a perspective view of the wipes warmer of FIG. 1 in an open position showing my new design.
The broken lines in the figures shown structure or boundaries for illustrative purpose only and are not part of the claimed design, but rather show portions of the article in which the design is embodied or applied to that are not considered part of the claimed design. The broken lines shall form no part of the claimed design.

1 Claim, 6 Drawing Sheets



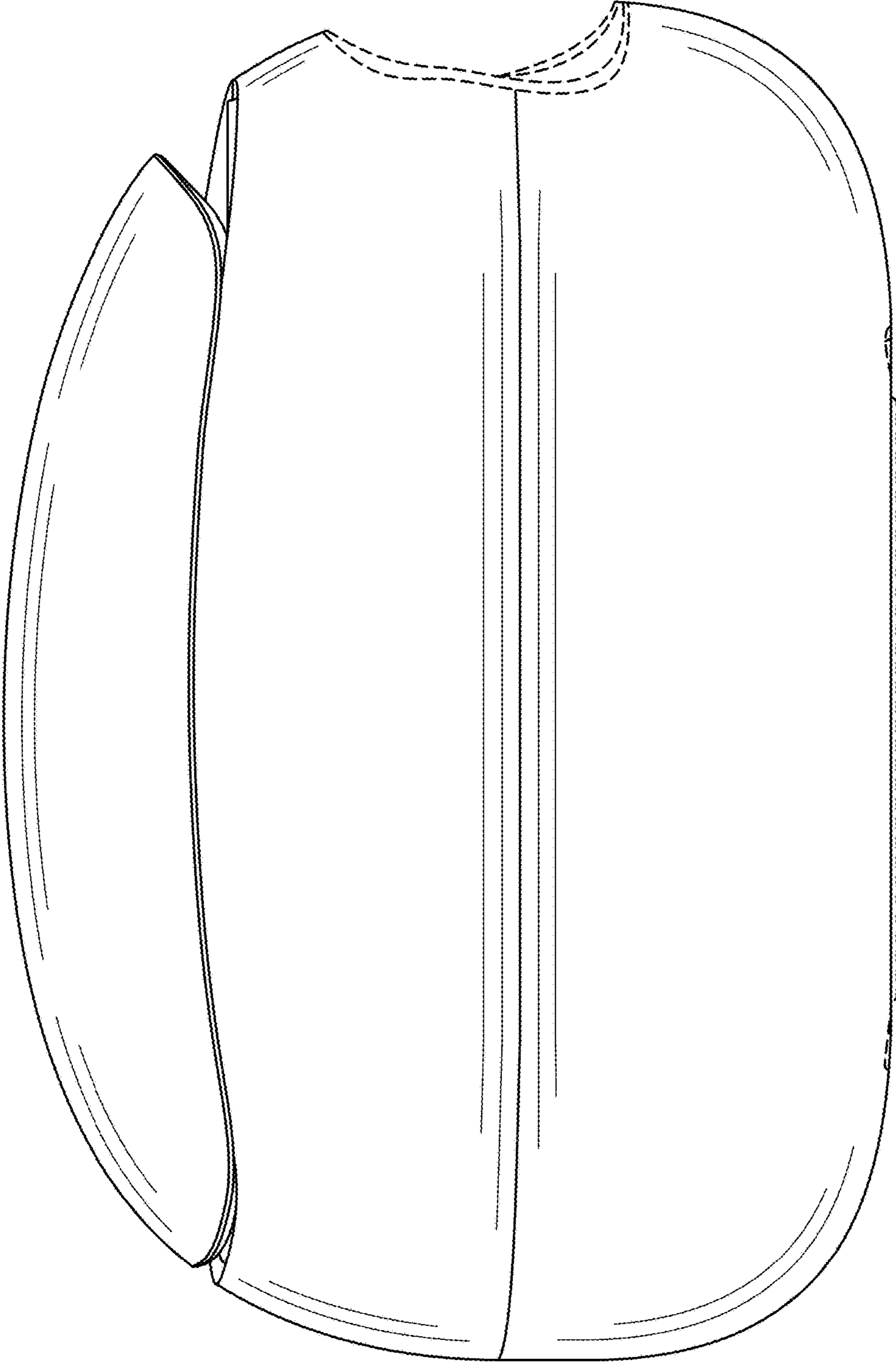


FIG. 1

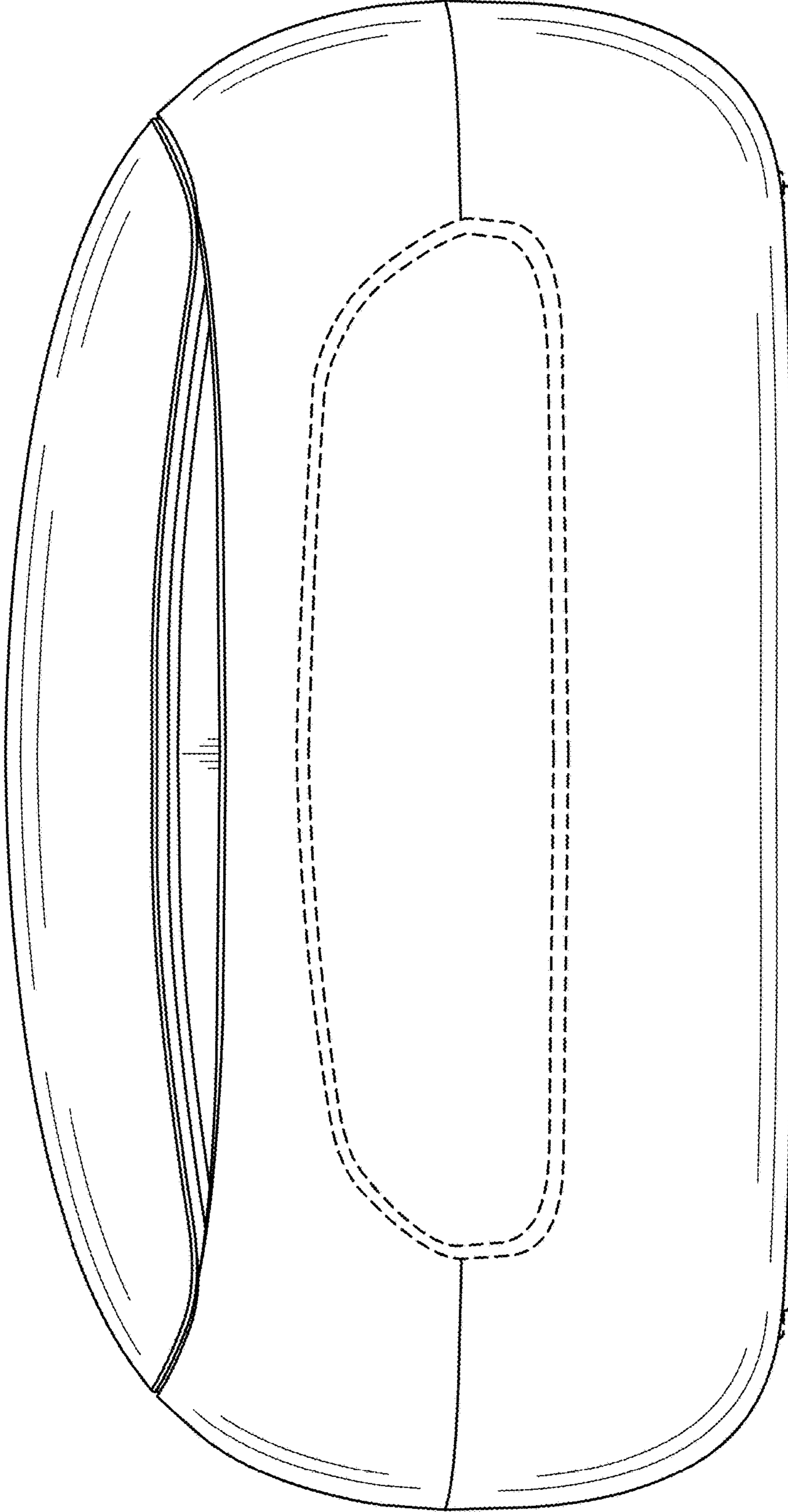


FIG. 2

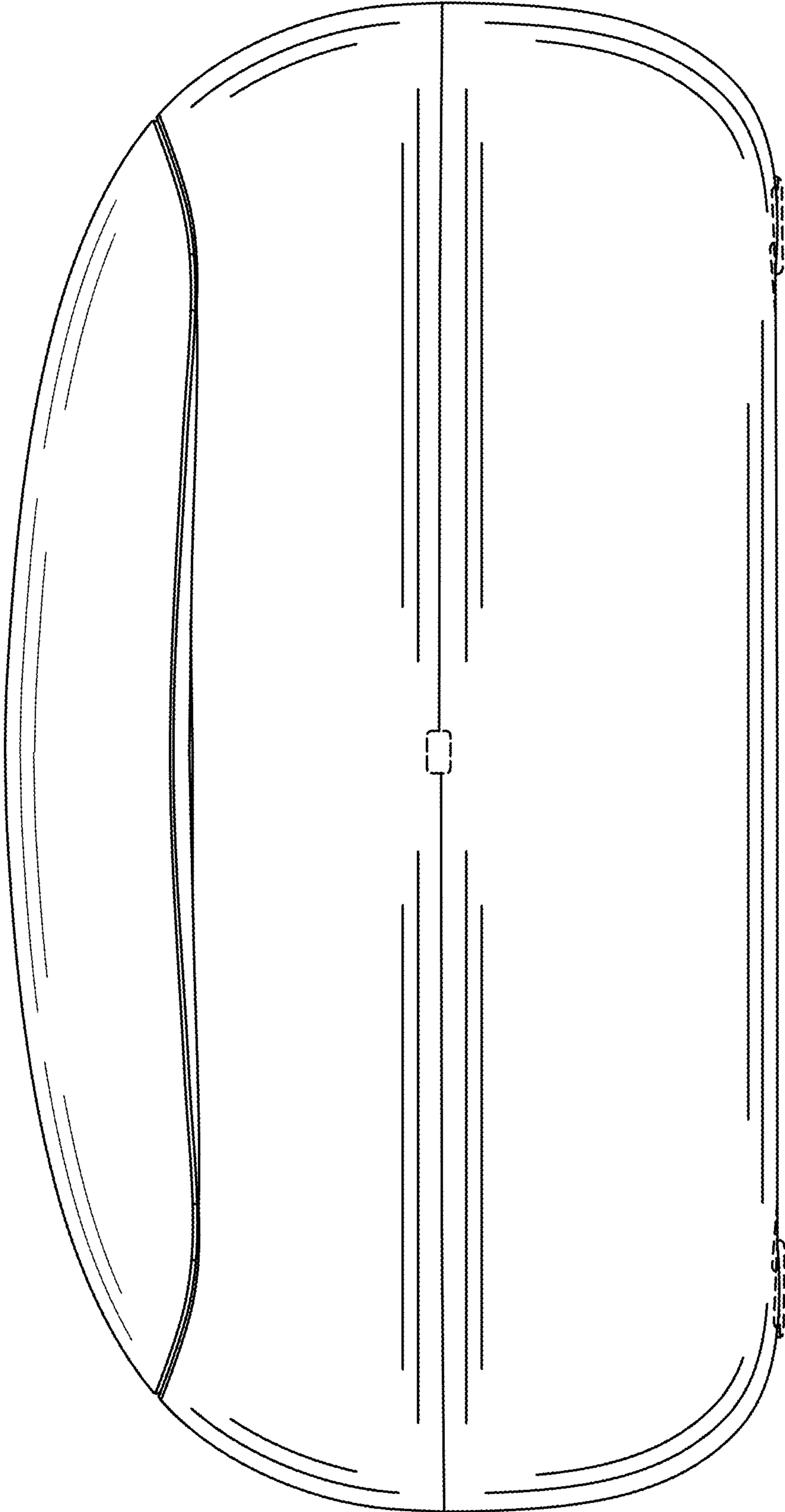


FIG. 3

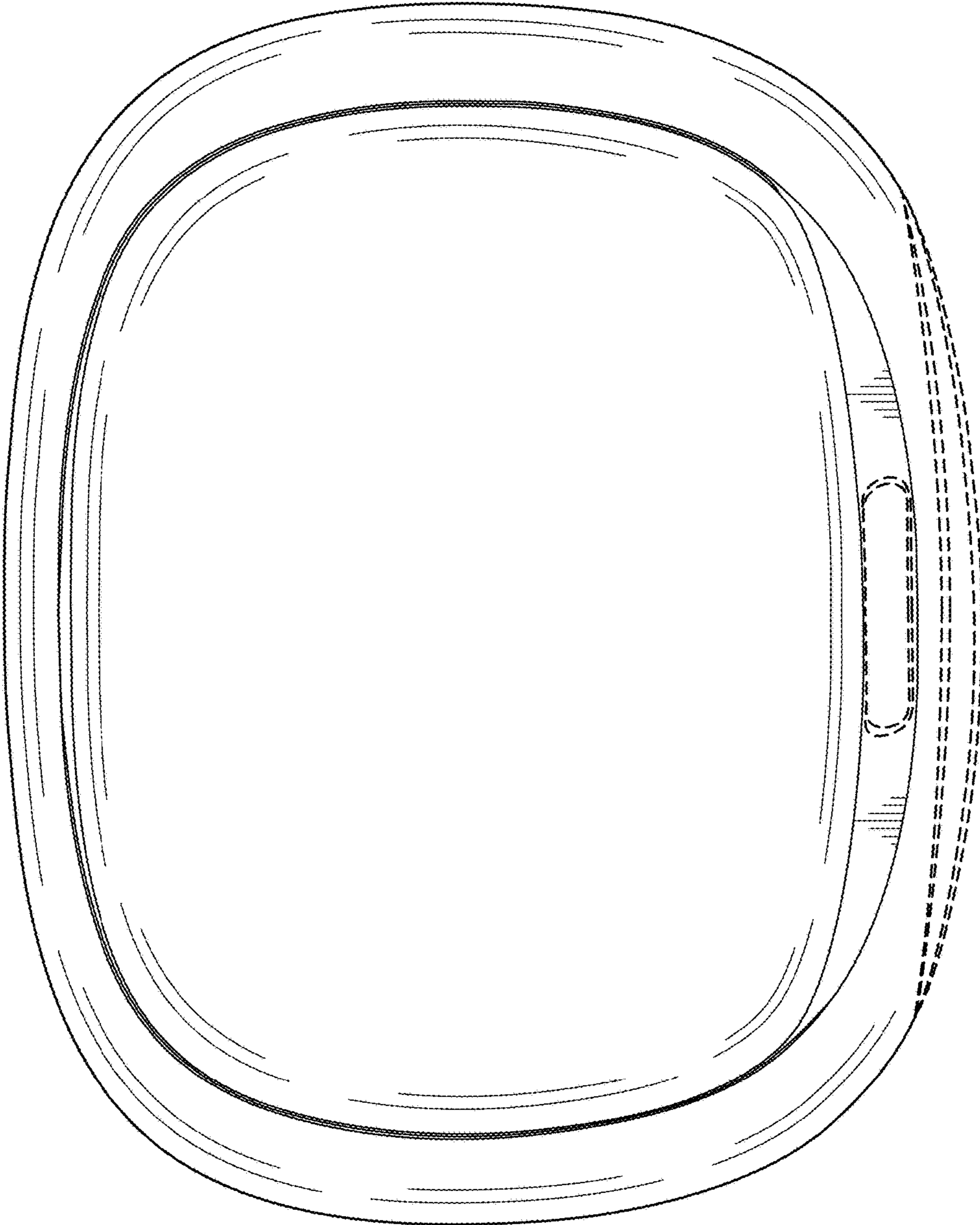


FIG. 4




FIG. 5

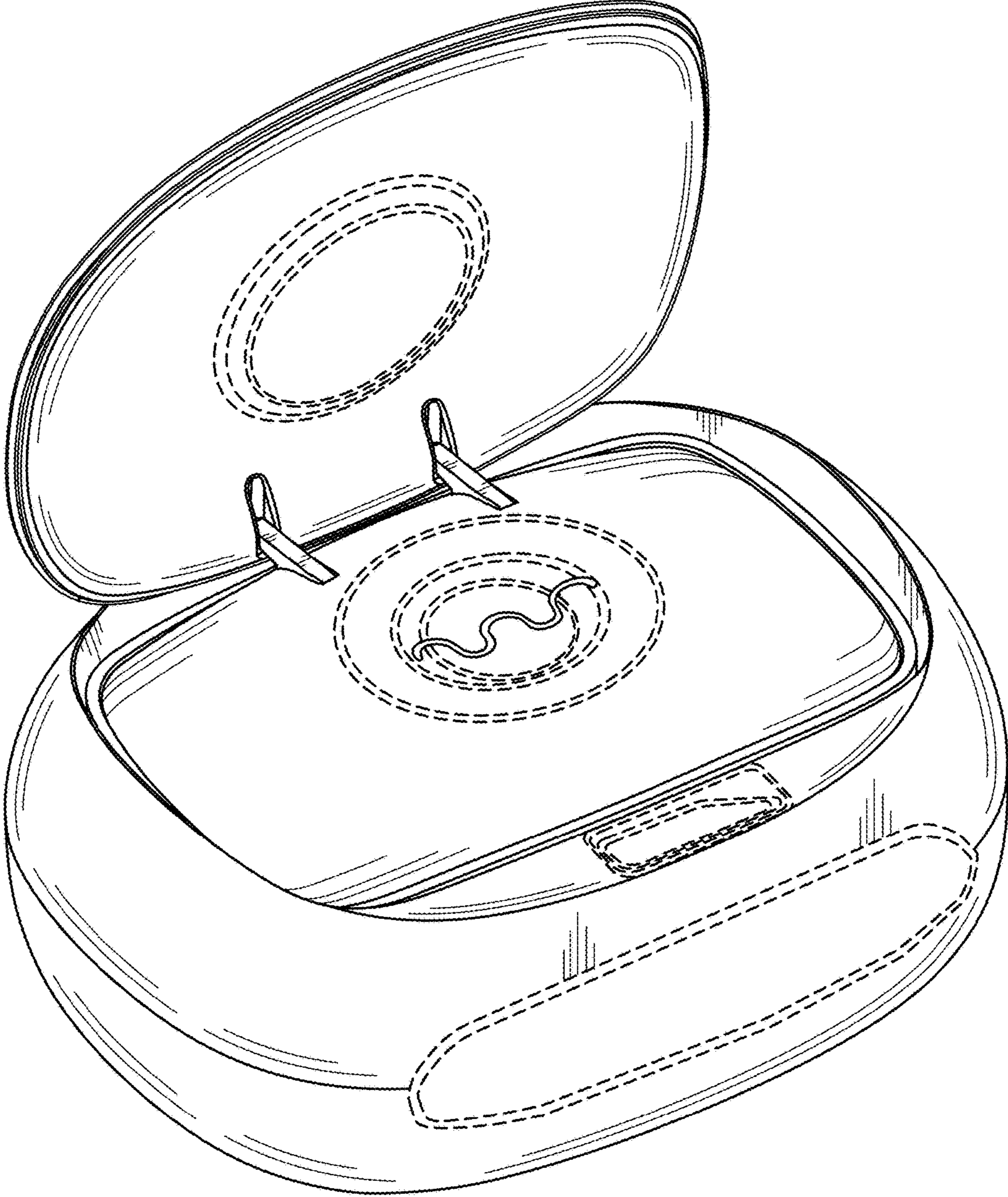


FIG. 6