



US00D805609S

(12) **United States Design Patent**  
**Bennett**

(10) **Patent No.:** **US D805,609 S**

(45) **Date of Patent:** **\*\* Dec. 19, 2017**

(54) **FAUCET BASE**

D614,733 S \* 4/2010 Pan ..... D23/238  
D653,732 S \* 2/2012 Romero ..... D23/238  
D663,803 S \* 7/2012 Tang ..... D23/238

(71) Applicant: **DELTA FAUCET COMPANY**,  
Indianapolis, IN (US)

\* cited by examiner

(72) Inventor: **Samantha Bennett**, Bayou Vista, TX  
(US)

*Primary Examiner* — Robert A Delehanty

(74) *Attorney, Agent, or Firm* — Edgar A. Zarins; Nirav  
D. Parikh

(73) Assignee: **DELTA FAUCET COMPANY**,  
Indianapolis, IN (US)

(57) **CLAIM**

(\*\*) Term: **15 Years**

The ornamental design for a faucet base, as shown and  
described.

(21) Appl. No.: **29/587,541**

**DESCRIPTION**

(22) Filed: **Dec. 14, 2016**

(51) **LOC (10) Cl.** ..... **23-01**

(52) **U.S. Cl.**  
USPC ..... **D23/255**

(58) **Field of Classification Search**  
USPC ..... D23/238–242, 249, 255, 257  
CPC ..... Y10T 137/9464  
See application file for complete search history.

FIG. 1 is a perspective view of a faucet base showing my  
new design;

FIG. 2 is a top plan view thereof;

FIG. 3 is a front elevational view thereof;

FIG. 4 is a left side view thereof;

FIG. 5 is a rear view thereof;

FIG. 6 is a right side view thereof; and,

FIG. 7 is a bottom view thereof.

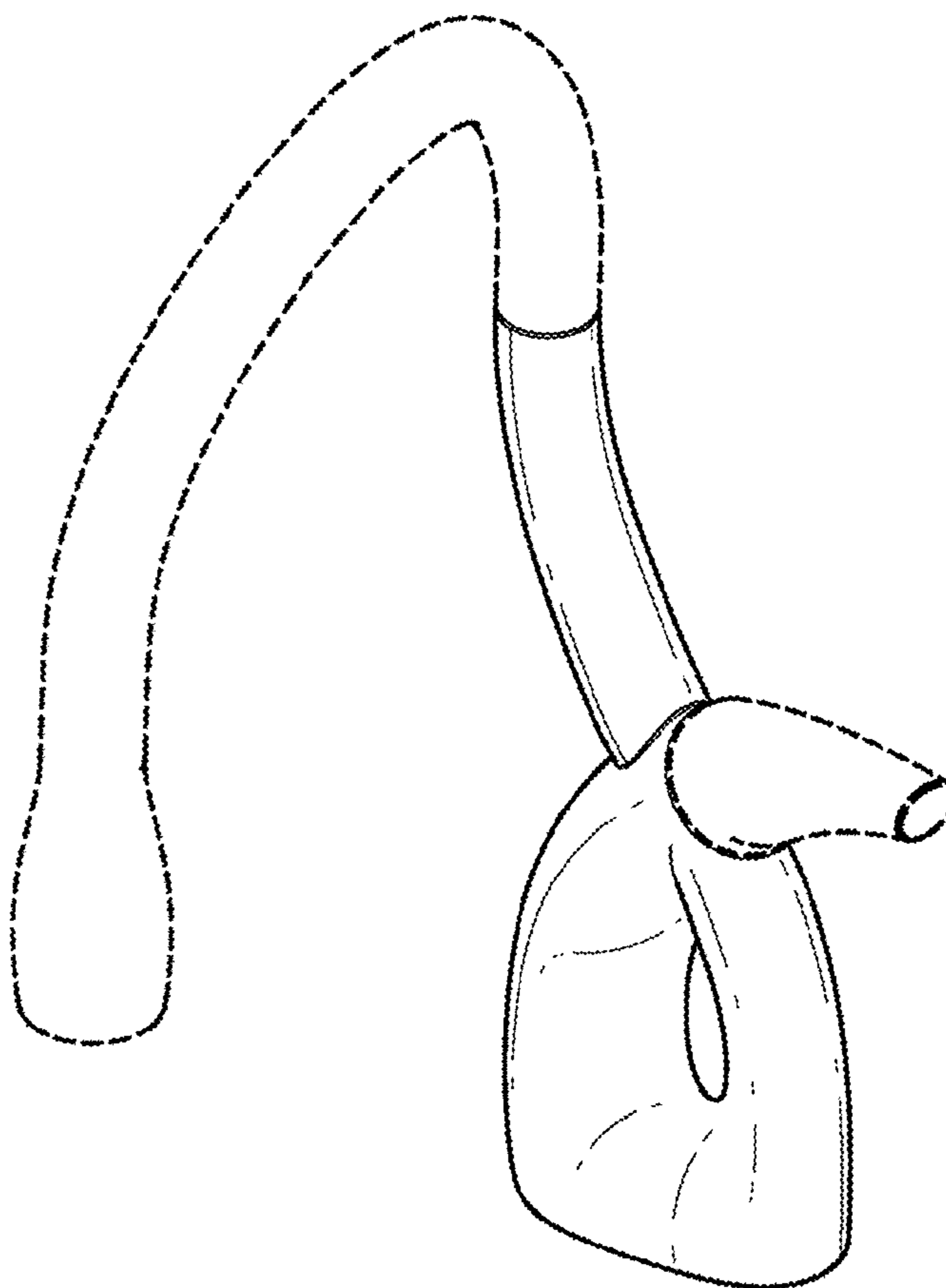
The broken-line disclosure in the view represents a portion  
of the faucet base in which the claimed design is embodied,  
but which forms no part of the claimed design.

(56) **References Cited**

**U.S. PATENT DOCUMENTS**

D534,992 S \* 1/2007 Lobermeier ..... D23/238

**1 Claim, 3 Drawing Sheets**



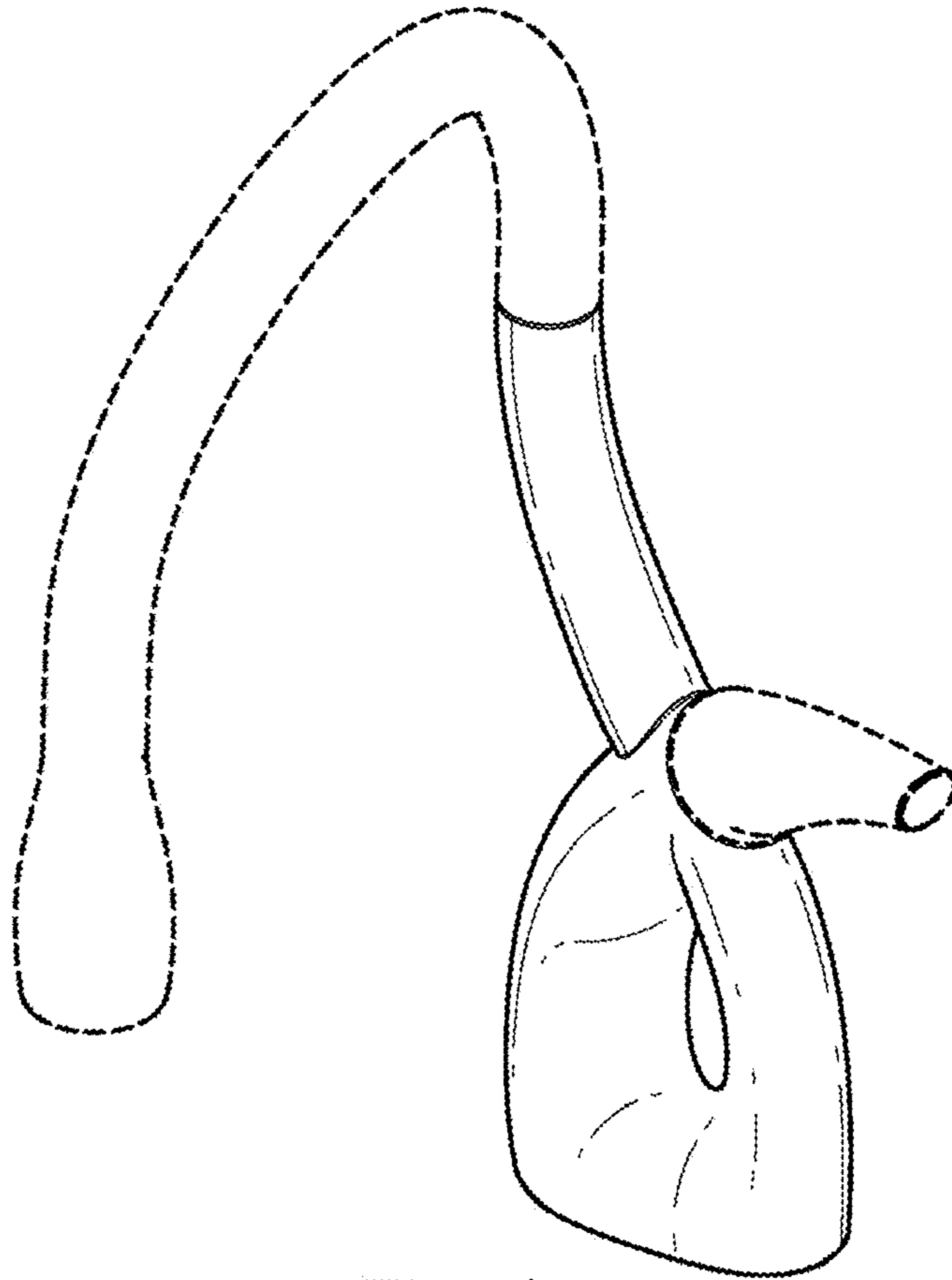


Fig-1

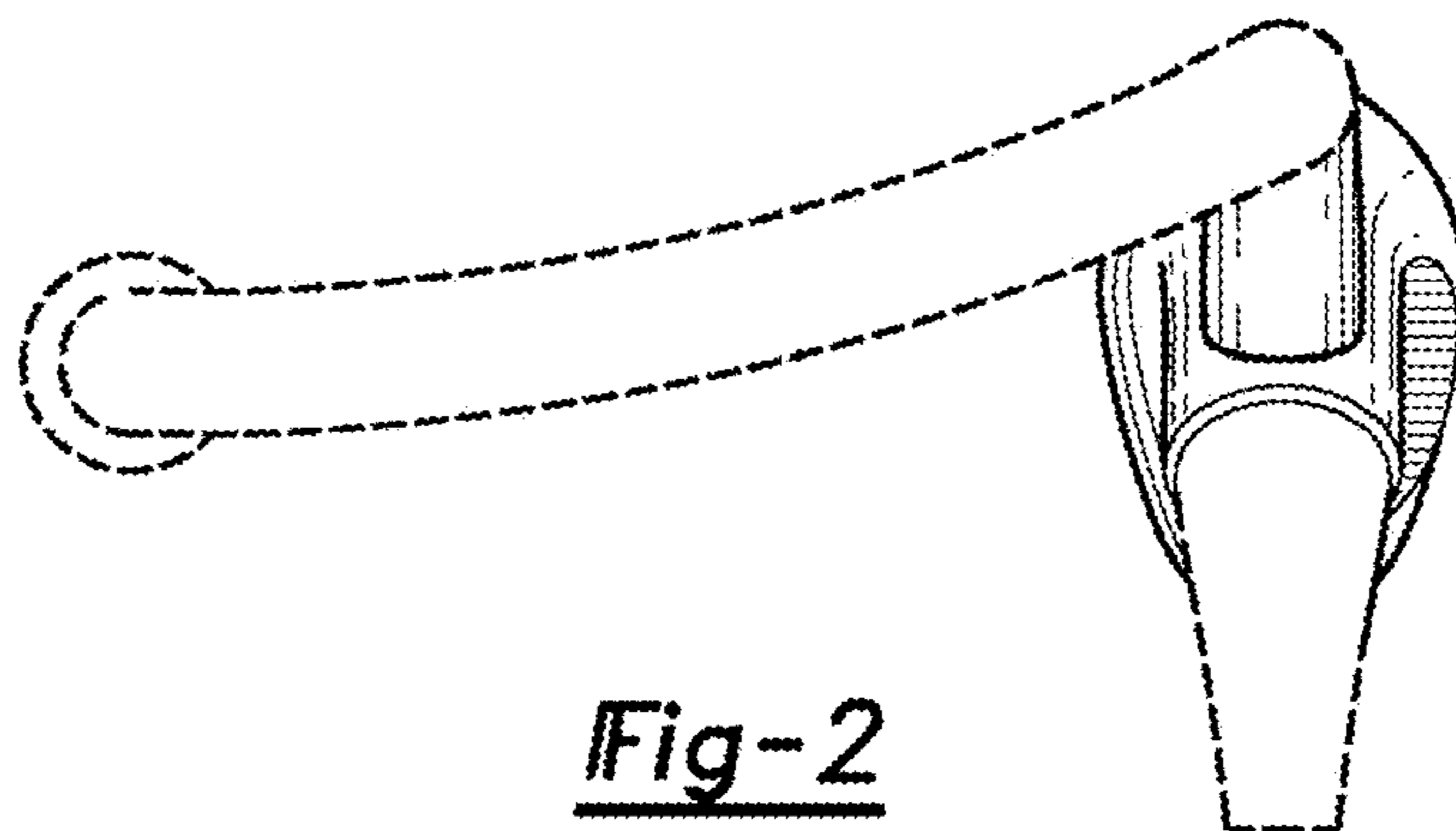


Fig-2

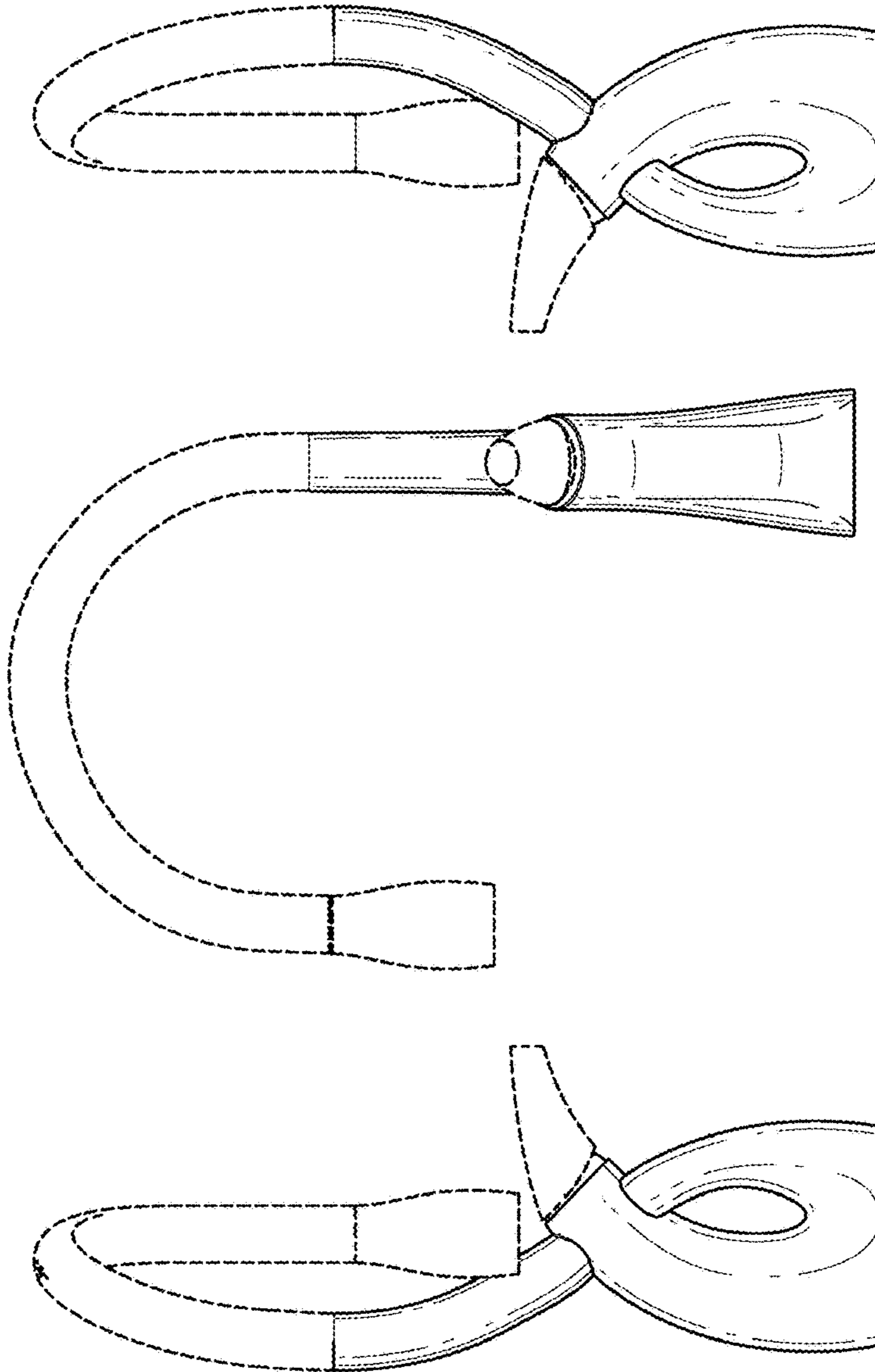


Fig-5

Fig-4

Fig-3

