



US00D805590S

(12) **United States Design Patent** (10) **Patent No.:** **US D805,590 S**  
**Heath** (45) **Date of Patent:** **\*\* Dec. 19, 2017**

(54) **PLATFORM FOR WORK WHILE STANDING**

4,817,950 A 4/1989 Goo  
4,826,159 A 5/1989 Hersey  
5,048,823 A 9/1991 Bean

(71) Applicant: **Company of Motion, LLC**, Santa Barbara, CA (US)

(Continued)

(72) Inventor: **Joel Ward Heath**, Santa Barbara, CA (US)

FOREIGN PATENT DOCUMENTS

KR 10-2008-0071039 8/2008

(73) Assignee: **Company of Motion, LLC**, Santa Barbara, CA (US)

OTHER PUBLICATIONS

(\*\*) Term: **15 Years**

Fluidstance "The Plane™", <https://fluidstance.com/collections/all/products/the-plane>. Jan. 10, 2017. shown in p. 1.\*

(Continued)

(21) Appl. No.: **29/587,769**

*Primary Examiner* — Cynthia Ramirez

(22) Filed: **Dec. 15, 2016**

*Assistant Examiner* — Michael Maharajh

(51) **LOC (10) Cl.** ..... **21-02**

(52) **U.S. Cl.**

(74) *Attorney, Agent, or Firm* — Knobbe, Martens, Olson & Bear LLP

USPC ..... **D21/688**

(58) **Field of Classification Search**

(57) **CLAIM**

USPC ..... 248/678; 280/609; 297/223, 423, 461;  
473/218, 266, 269; 482/25, 30, 51, 71,  
482/74, 77, 79, 80, 91, 93, 94, 105, 110,  
482/122, 125, 140, 142, 146, 147;  
D6/349, 350, 582, 583, 585, 588, 592;  
D21/349, 399, 412, 662, 671, 683, 685,  
D21/686, 687, 688, 689, 694, 698, 798  
CPC ..... A63B 2022/185; A63B 22/16; A63B  
23/1236

I claim the ornamental design for a platform for work while standing, as shown and described.

See application file for complete search history.

**DESCRIPTION**

(56) **References Cited**

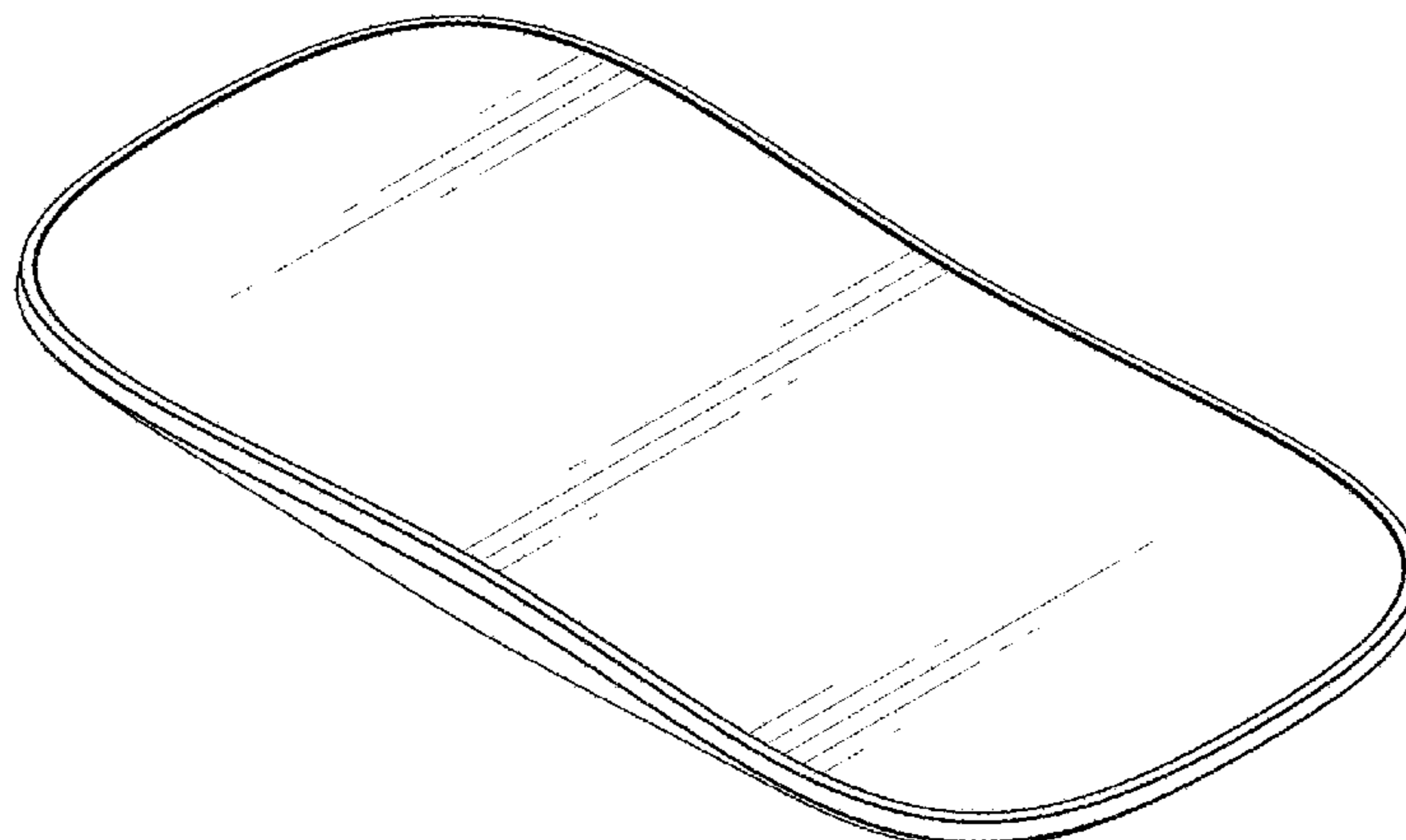
U.S. PATENT DOCUMENTS

D134,341 S 11/1942 Churchill  
3,352,559 A 11/1967 Larsen  
3,586,321 A 6/1971 Gehrke et al.  
3,630,540 A 12/1971 Smith  
D265,411 S 7/1982 Hedenblad  
4,491,318 A 1/1985 Francke  
4,653,748 A 3/1987 Seel et al.  
4,705,272 A 11/1987 Rupprecht

FIG. 1 is a perspective top view of a new design for a platform for work while standing;  
FIG. 2 is a front view thereof; the rear view being a mirror image thereof;  
FIG. 3 is a left side view thereof; the right side view being a mirror image thereof;  
FIG. 4 is a bottom view thereof;  
FIG. 5 is a top view thereof; and,  
FIG. 6 is a perspective bottom view thereof.

The broken lines of the bumpers in FIGS. 2, 3, 4 and 6 are for the purpose of illustrating portions of the platform for work while standing and form no part of the claimed design. The large circle and pentagon shape shown on the bottom in FIGS. 2, 3, 4 and 6 represent claimed boundaries and form no part of the claimed design.

**1 Claim, 6 Drawing Sheets**



(56)

References Cited

U.S. PATENT DOCUMENTS

D341,406 S 11/1993 Scheurer  
 5,292,296 A 3/1994 Davignon  
 5,545,115 A 8/1996 Corcoran  
 5,584,787 A 12/1996 Guidry  
 5,603,334 A 2/1997 Sharp  
 5,643,164 A 7/1997 Teff  
 5,730,690 A 3/1998 Guidry  
 D394,481 S 5/1998 Delisse  
 5,810,703 A 9/1998 Stack  
 D405,135 S 2/1999 Scott  
 5,897,474 A 4/1999 Romero  
 6,019,712 A 2/2000 Duncan  
 6,422,983 B1 7/2002 Weck  
 D467,632 S 12/2002 Berns  
 D469,486 S 1/2003 Olson  
 D471,605 S 3/2003 Teff  
 6,543,769 B1 4/2003 Podoloff et al.  
 6,554,753 B1 4/2003 Weck et al.  
 6,575,885 B1 6/2003 Weck et al.  
 6,616,583 B1 9/2003 Stack  
 D482,164 S 11/2003 Millhollin  
 6,705,977 B1 3/2004 Ziak  
 D501,111 S 1/2005 Lan  
 D502,970 S 3/2005 Maakestad  
 D505,985 S 6/2005 Carbonero  
 6,916,276 B1 7/2005 Robinson  
 D508,097 S 8/2005 Perez  
 6,945,920 B1 9/2005 Kemery et al.  
 7,011,612 B2 3/2006 Repking  
 7,094,183 B2 8/2006 Hsieh  
 7,137,938 B2 11/2006 Gottlieb  
 7,264,580 B2 9/2007 Lu  
 7,300,392 B1 11/2007 Curran  
 D557,347 S 12/2007 Nishimoto  
 D564,604 S 3/2008 Mikail  
 7,344,488 B2 3/2008 Weck et al.  
 7,357,767 B2 4/2008 Tsai  
 7,374,517 B2 5/2008 Lockett  
 D572,776 S 7/2008 Wells  
 D585,098 S 1/2009 Rauwerdink  
 7,479,097 B2 1/2009 Rosborough et al.  
 7,488,177 B2 2/2009 Pearson  
 7,494,446 B2 2/2009 Weck et al.  
 D587,774 S 3/2009 Giannatos  
 D588,224 S 3/2009 Giannatos  
 D588,225 S 3/2009 Giannatos  
 D604,374 S 11/2009 Bizzell  
 7,632,218 B2 12/2009 Sannes et al.  
 7,666,126 B2 2/2010 Rempe

7,670,265 B1 3/2010 Forrest et al.  
 7,686,396 B2 3/2010 Schaaf  
 7,806,807 B2 10/2010 Genua  
 7,811,217 B2 10/2010 Odien  
 7,815,548 B2 10/2010 Barre et al.  
 D631,276 S 1/2011 White  
 D635,615 S 4/2011 Foster et al.  
 7,976,034 B1 7/2011 Hong  
 D645,910 S 9/2011 Foster et al.  
 D648,403 S \* 11/2011 Hanifee ..... D21/688  
 8,062,199 B2 11/2011 Smith  
 D658,420 S 5/2012 Liang  
 D659,776 S 5/2012 Zydiak  
 8,360,943 B2 1/2013 Smith  
 8,444,532 B1 5/2013 Barcena  
 D695,367 S 12/2013 Lovegrove et al.  
 8,734,308 B1 5/2014 Joslin  
 D724,163 S 3/2015 Kelley  
 D728,935 S 5/2015 Huang  
 D731,200 S 6/2015 Andersen  
 D740,381 S 10/2015 Heath  
 D750,183 S 2/2016 Heath  
 9,457,226 B2 10/2016 Heath  
 D776,769 S 1/2017 Heath  
 D792,532 S \* 7/2017 Olson ..... D21/686  
 2003/0151215 A1 \* 8/2003 Stief ..... A63C 5/03  
 280/14.21  
 2004/0014571 A1 1/2004 Haynes  
 2007/0270296 A1 11/2007 Caldicott  
 2008/0039304 A1 2/2008 Mattox  
 2008/0280740 A1 11/2008 Knecht et al.  
 2011/0143896 A1 6/2011 Senegal  
 2013/0053228 A1 2/2013 Winegar  
 2013/0172161 A1 7/2013 Lo  
 2014/0228187 A1 8/2014 Moscarello  
 2015/0351573 A1 \* 12/2015 Heath ..... A63B 22/16  
 428/78

OTHER PUBLICATIONS

International Search Report and Written Opinion dated on Oct. 13, 2015 in PCT Application No. PCT/US2015/034286.  
 Fluid Stance by Company of Motion dated 2015. Found online [Aug. 6, 2015] <http://www.fluidstance.com/product/>.  
 Simply Fit Board, [www.simplyfitboard.com](http://www.simplyfitboard.com), available before Jun. 6, 2014.  
 Steppie balance board; How Steppie works, [www.steppie.dk/how](http://www.steppie.dk/how), accessible as of Oct. 13, 2014 via internet archive (<http://web.archive.org/web/20141013051852/http://steppie.dk/how>) (1 page).  
 U.S. Appl. No. 15/280,853, filed Sep. 26, 2016, Heath, Joel Ward.

\* cited by examiner

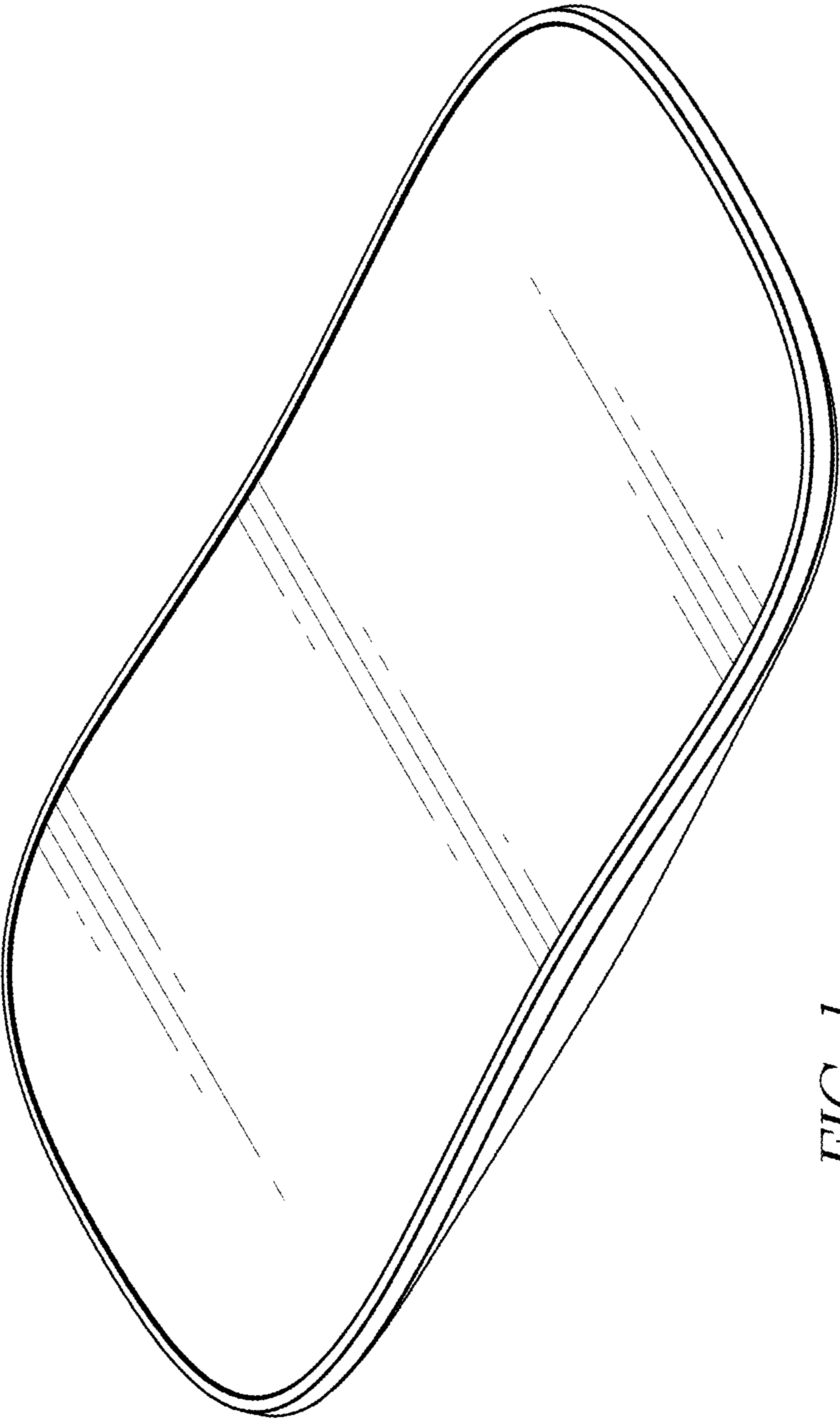
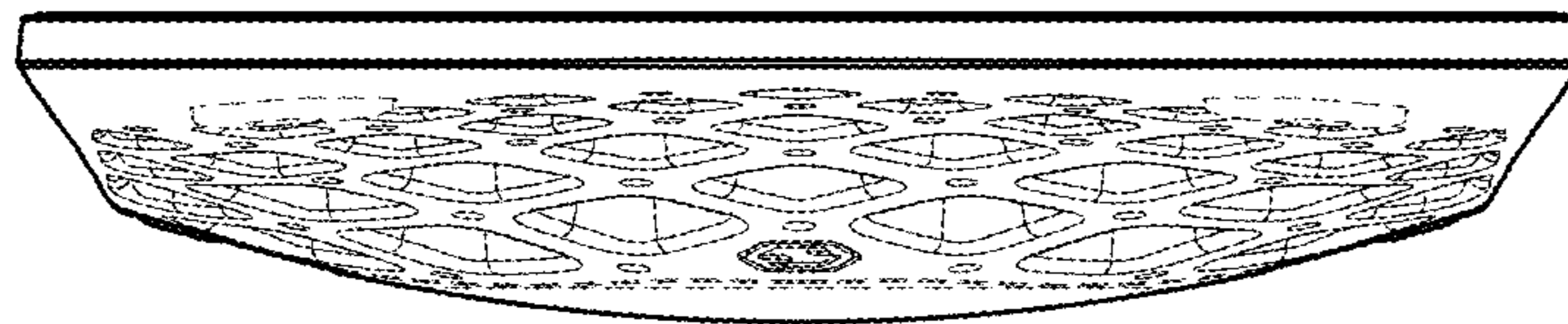



FIG. 1



*FIG. 2*





*FIG. 3*




FIG. 4

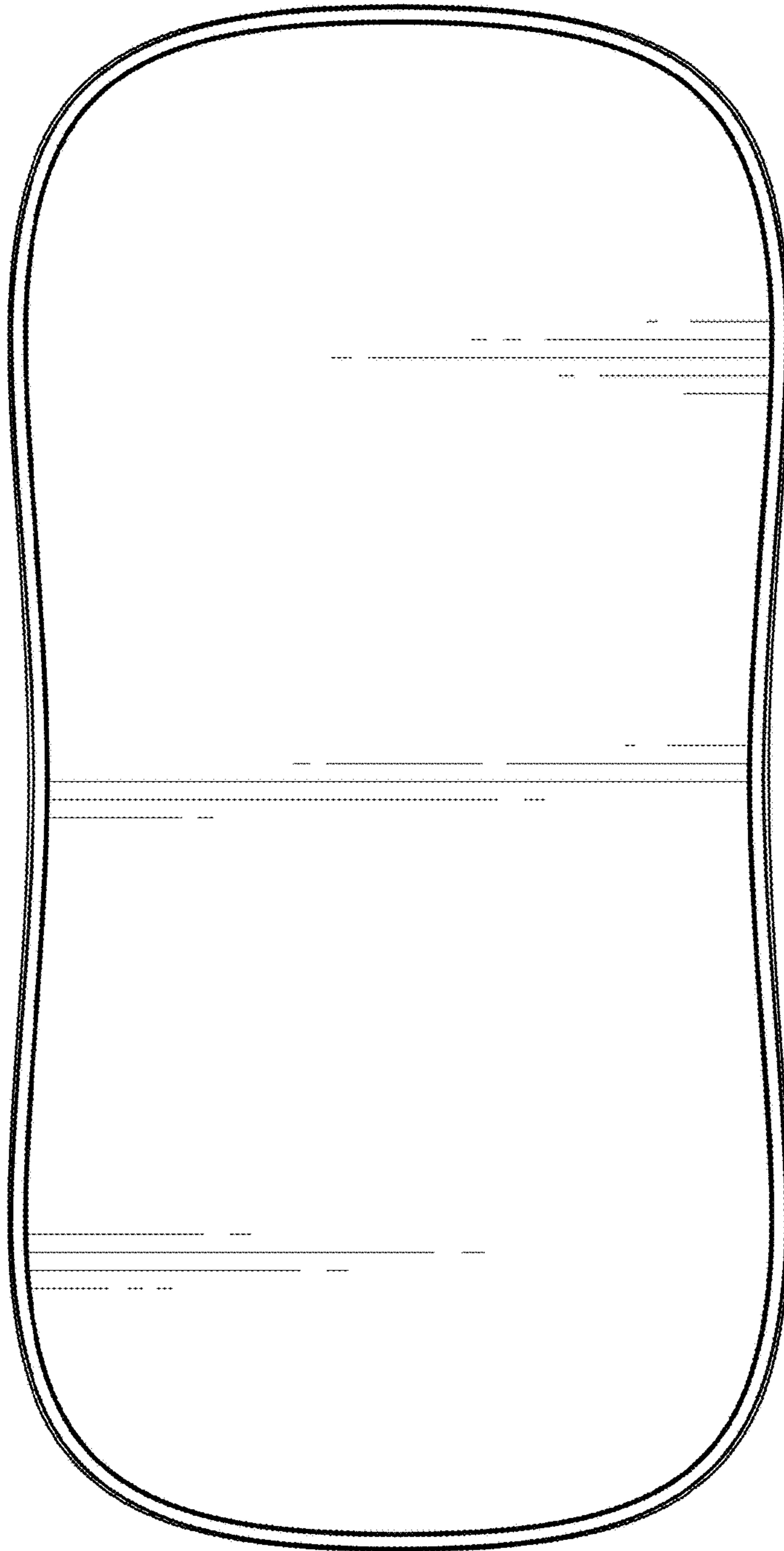


FIG. 5

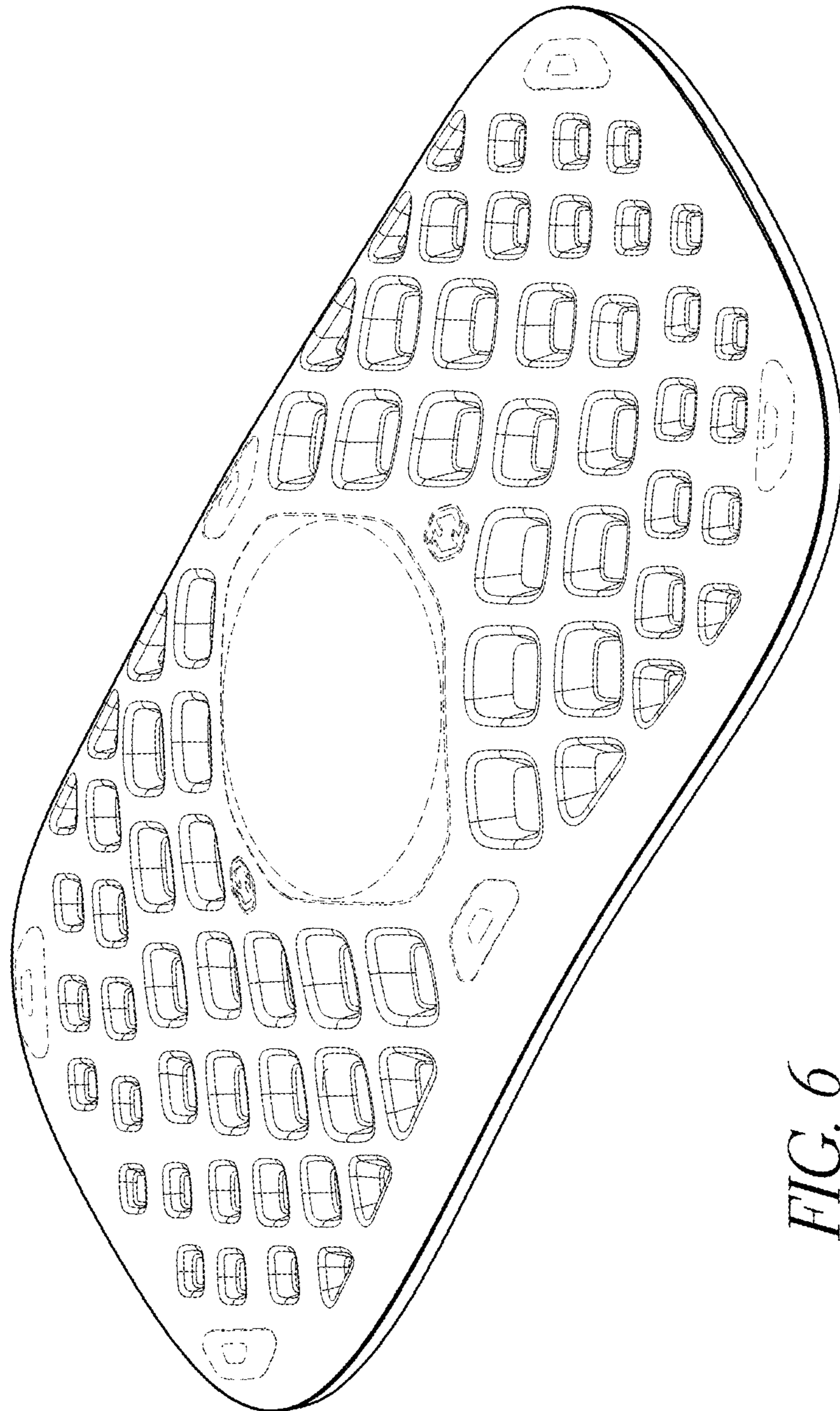


FIG. 6