



US00D805577S

(12) **United States Design Patent**  
**Nishimura**

(10) **Patent No.:** **US D805,577 S**

(45) **Date of Patent:** **\*\* Dec. 19, 2017**

(54) **PROTECTIVE COVER FOR EYES**

(71) Applicant: **Dexerials Corporation**, Tokyo (JP)

(72) Inventor: **Kimitaka Nishimura**, Tokyo (JP)

(73) Assignee: **Dexerials Corporation**, Tokyo (JP)

(\*\*) Term: **15 Years**

(21) Appl. No.: **29/573,877**

(22) Filed: **Aug. 10, 2016**

(30) **Foreign Application Priority Data**

Feb. 22, 2016 (JP) ..... 2016-003745

(51) **LOC (10) Cl.** ..... **16-06**

(52) **U.S. Cl.**  
USPC ..... **D16/330**

(58) **Field of Classification Search**  
USPC ..... D16/101, 300-342, 900; D29/109-110;  
D14/372; 351/41, 44, 45-48, 51-52, 62,  
351/158, 92, 103-123, 140-153, 63, 59;  
2/13, 15, 426-432, 447-449, 441,  
2/434-437

CPC ..... G02C 2200/08; G02C 1/06; G02C 5/14;  
G02C 11/02; G02C 11/04; G02C 5/16;  
G02C 2200/22; G02C 5/146; G02C  
5/2254; G02C 5/008; G01C 5/16; A61M  
2021/0044; A63B 33/002

See application file for complete search history.

(56) **References Cited**

**U.S. PATENT DOCUMENTS**

D280,994 S \* 10/1985 Abate ..... D16/314  
D319,449 S \* 8/1991 Millar ..... D16/312  
5,940,892 A \* 8/1999 Morgan ..... A61F 9/027  
2/428

6,308,711 B1 \* 10/2001 Goldberg ..... A61F 9/02  
128/858  
D596,220 S \* 7/2009 Decent ..... D16/301  
D768,748 S \* 10/2016 Yoo ..... D16/101  
D792,498 S \* 7/2017 Ohta ..... D16/330  
D792,920 S \* 7/2017 Ohta ..... D16/330  
2005/0060781 A1 \* 3/2005 Landers ..... G02C 7/16  
2/15  
2009/0119823 A1 \* 5/2009 Lee ..... B63C 11/12  
2/426  
2012/0137398 A1 \* 6/2012 Arnold ..... A61F 9/025  
2/10  
2016/0062138 A1 \* 3/2016 Coty ..... G02C 5/001  
351/159.75  
2016/0062149 A1 \* 3/2016 Gerton ..... G02C 7/104  
351/43

\* cited by examiner

*Primary Examiner* — Eric L Goodman

*Assistant Examiner* — Sanjeev Paul

(74) *Attorney, Agent, or Firm* — Paratus Law Group,  
PLLC

(57) **CLAIM**

The ornamental design for a protective cover for eyes, as shown.

**DESCRIPTION**

FIG. 1 is a front view of a protective cover for eyes showing my new design;

FIG. 2 is a left side view thereof;

FIG. 3 is a plan view thereof;

FIG. 4 is a bottom view thereof; and,

FIG. 5 is a perspective view thereof.

The broken lines shown are included for the purpose of illustrating portions of the protective cover for eyes and form no part of the claimed design.

**1 Claim, 5 Drawing Sheets**

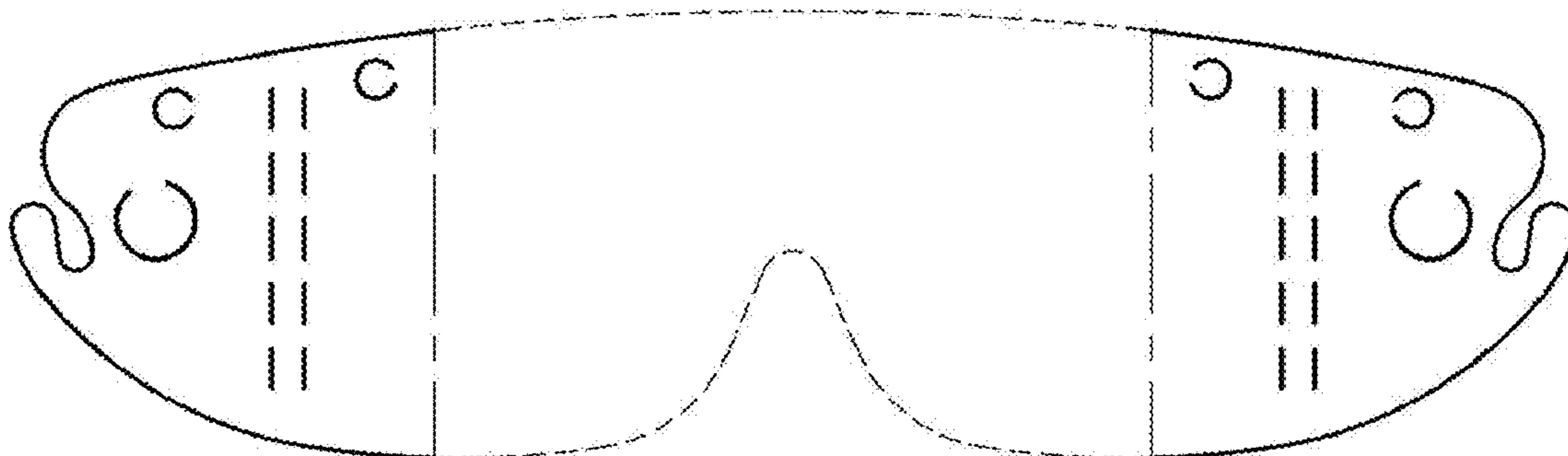


FIG. 1

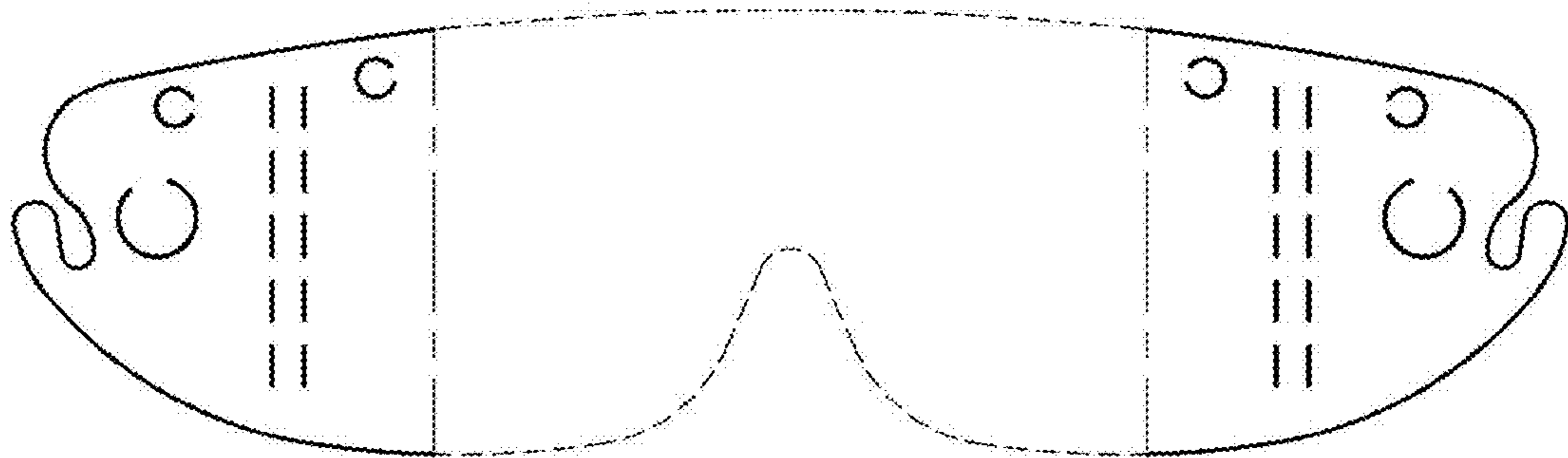


FIG. 2



FIG. 3

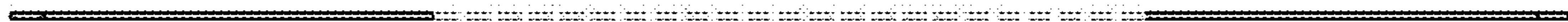


FIG. 4

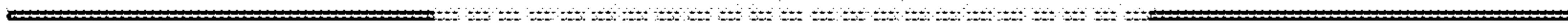


FIG. 5

