



US00D805520S

(12) **United States Design Patent**
Mussard

(10) **Patent No.:** **US D805,520 S**

(45) **Date of Patent:** **** Dec. 19, 2017**

(54) **TABLET HOLDER**

(71) Applicant: **Hermes Sellier (Societe Par Actions Simplifree)**, Paris (FR)

(72) Inventor: **Pascale Mussard**, Paris (FR)

(73) Assignee: **Hermes Sellier (Societe Par Actions Simplifree)**, Paris (FR)

(**) Term: **15 Years**

(21) Appl. No.: **29/571,524**

(22) Filed: **Jul. 19, 2016**

(30) **Foreign Application Priority Data**

Jan. 20, 2016 (WO) DM/089085

(51) **LOC (10) Cl.** **08-07**

(52) **U.S. Cl.**
USPC **D14/447**

(58) **Field of Classification Search**
USPC D14/447, 432, 434, 439, 440, 451, 452,
D14/457, 239; D8/363, 373, 380, 406.3,
D8/406.4, 406.5, 406.6; D12/415
CPC A47B 21/04; A47B 2097/006; A47B
2097/005; A47B 2023/049; A45C
2011/002; A45C 2011/003; F16M
2200/00; F16M 13/00

See application file for complete search history.

(56) **References Cited**

U.S. PATENT DOCUMENTS

D633,504 S * 3/2011 Alexander, Jr. D14/447
D642,579 S * 8/2011 Deutsch D14/440
D646,052 S * 10/2011 Phelps D3/218
D673,162 S * 12/2012 Young D14/447
D674,804 S * 1/2013 Cote D14/447
D685,376 S * 7/2013 Kim D14/439
D687,039 S * 7/2013 Wyers D14/439
D693,825 S * 11/2013 Weckert D14/447

D709,512 S * 7/2014 Wardlaw D14/447
D713,849 S * 9/2014 Kirwer D12/416
D743,409 S * 11/2015 Chen D14/447
2009/0219677 A1* 9/2009 Mori A45F 3/14
361/679.03
2011/0279959 A1* 11/2011 Lopez A45F 5/00
361/679.03

* cited by examiner

Primary Examiner — Angela J Lee

(74) *Attorney, Agent, or Firm* — Foley & Lardner LLP

(57) **CLAIM**

I claim the ornamental design for a tablet holder, as shown and described.

DESCRIPTION

FIG. 1 is a front perspective view of a tablet holder of the claimed design;

FIG. 2 is a front elevation view of the tablet holder shown in FIG. 1;

FIG. 3 is a rear elevation view of the tablet holder shown in FIG. 1;

FIG. 4 is a right side elevation view of the tablet holder shown in FIG. 1;

FIG. 5 is a left side elevation view of the tablet holder shown in FIG. 1;

FIG. 6 is a top plan view of the tablet holder shown in FIG. 1;

FIG. 7 is a bottom plan view of the tablet holder shown in FIG. 1;


FIG. 8 is a rear perspective view of the tablet holder shown in FIG. 1;

FIG. 9 is a front perspective enlarged view of a portion of the tablet holder shown in FIG. 1; and,

FIG. 10 is a rear perspective enlarged view of a portion of the tablet holder shown in FIG. 1.

The ornamental design is shown in the figures. The dashed broken lines in the figures are represent stitching and are part of the claimed design.

1 Claim, 10 Drawing Sheets






FIG. 1




FIG.2




FIG.3




FIG.4




FIG.5



FIG.6



FIG.7




FIG.8




FIG.9




FIG.10