



US00D805516S

(12) **United States Design Patent** (10) **Patent No.:** **US D805,516 S**
Bae et al. (45) **Date of Patent:** **** Dec. 19, 2017**

(54) **MONITOR**

11/041; F16M 11/126; F16M 11/04;
F16M 13/02; F16M 11/24; A47F 5/00

(71) Applicant: **Samsung Electronics Co., Ltd.**,
Suwon-si (KR)

See application file for complete search history.

(72) Inventors: **Jun-Won Bae**, Yongin-si (KR);
Jong-Hyuk Park, Seoul (KR); **Kio Lee**, Seoul (KR); **Ho-Young Joo**,
Goyang-si (KR)

(56) **References Cited**

U.S. PATENT DOCUMENTS

(73) Assignee: **Samsung Electronics Co., Ltd.**,
Suwon-si (KR)

(**) Term: **15 Years**

(21) Appl. No.: **29/575,022**

(22) Filed: **Aug. 22, 2016**

D689,033	S	9/2013	Hwangbo et al.	
D712,666	S	9/2014	Grzeskowiak et al.	
D719,116	S *	12/2014	Bang	D14/126
D719,117	S	12/2014	Huh et al.	
D719,538	S	12/2014	Lee et al.	
D720,316	S	12/2014	Huh et al.	
D725,061	S *	3/2015	Kim	D14/126
D725,616	S *	3/2015	Oh	D14/126
D735,194	S *	7/2015	Kim	D14/374
D739,840	S *	9/2015	Park	D14/126
D753,617	S *	4/2016	Zhang	D14/126
D755,143	S *	5/2016	Moon	D14/126
D763,213	S *	8/2016	Ann	D14/126
2015/0035812	A1 *	2/2015	Shin	G09G 3/3688 345/204

Related U.S. Application Data

(63) Continuation of application No. 29/523,117, filed on
Apr. 7, 2015, now Pat. No. Des. 768,629.

* cited by examiner

Primary Examiner — Freda S Nunn

(30) **Foreign Application Priority Data**

Oct. 7, 2014 (KR) 30-2014-0048266

(74) *Attorney, Agent, or Firm* — NSIP Law

(51) **LOC (10) Cl.** **14-02**

(52) **U.S. Cl.**
USPC **D14/374**

(57) **CLAIM**

We claim the ornamental design for a monitor, as shown and
described.

(58) **Field of Classification Search**

USPC D14/371-375, 125-129, 336, 337, 341,
D14/239; 341/12; 345/104, 156, 168,
345/173; 348/180, 184, 325, 739; 349/1,
349/2, 11, 62; 361/679.05-679.07,
361/679.21; D6/300, 308
CPC G06F 1/16; G06F 1/1601; G06F 3/037;
G06F 1/162; G06F 1/1613; G06F
1/133308; F16M 11/02; F16M 11/10;
F16M 11/00; F16M 11/06; F16M 11/18;
F16M 11/045; F16M 11/105; F16M

DESCRIPTION

FIG. 1 is a front perspective view of a monitor showing our
new design;
FIG. 2 is a front view thereof;
FIG. 3 is a rear view thereof;
FIG. 4 is a left-side view thereof;
FIG. 5 is a right-side view thereof;
FIG. 6 is a top view thereof; and,
FIG. 7 is a bottom view thereof.
The broken lines in the figures depict environmental subject
matter and form no part of the claimed design.

1 Claim, 7 Drawing Sheets

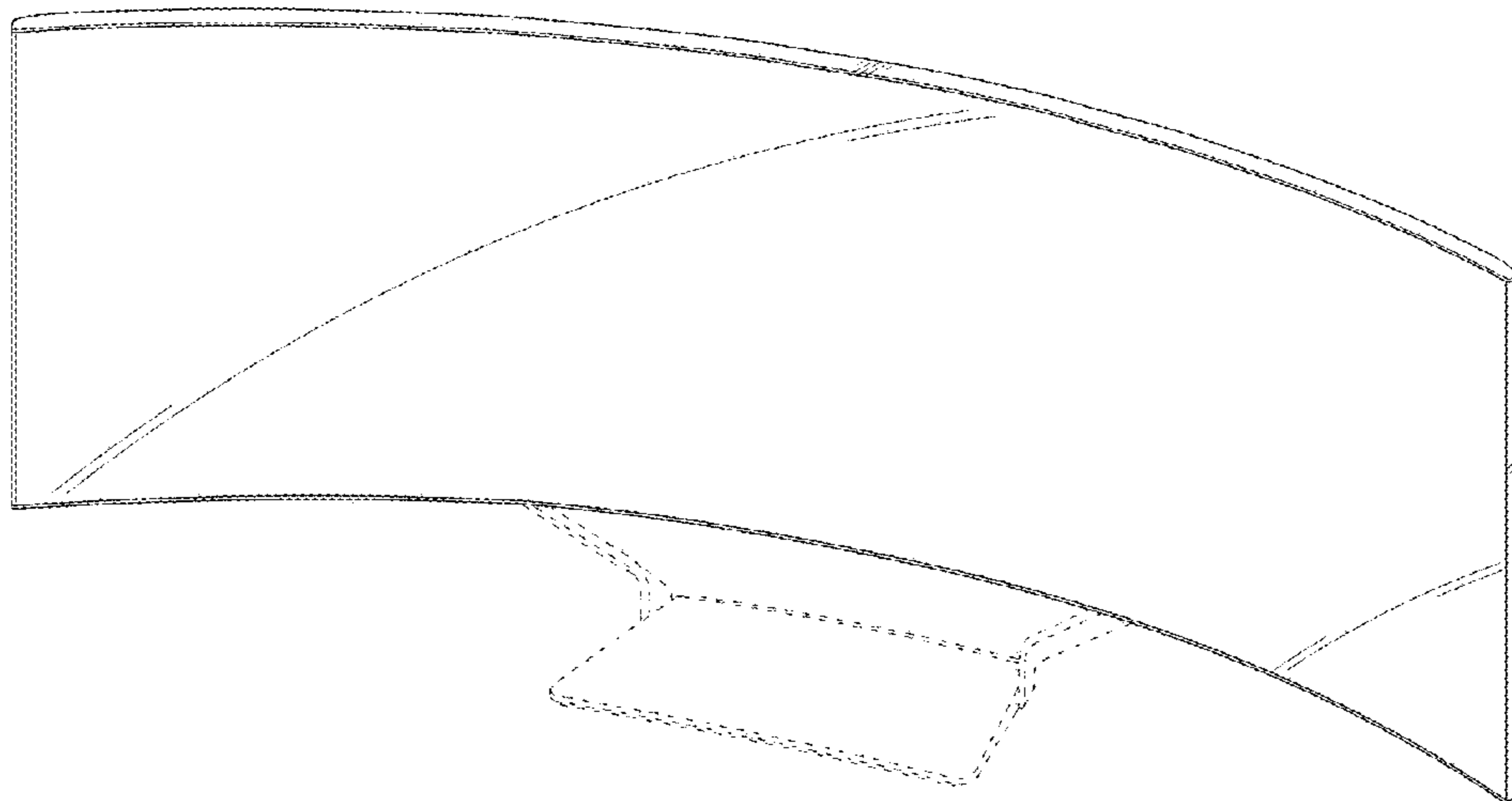


FIG. 1

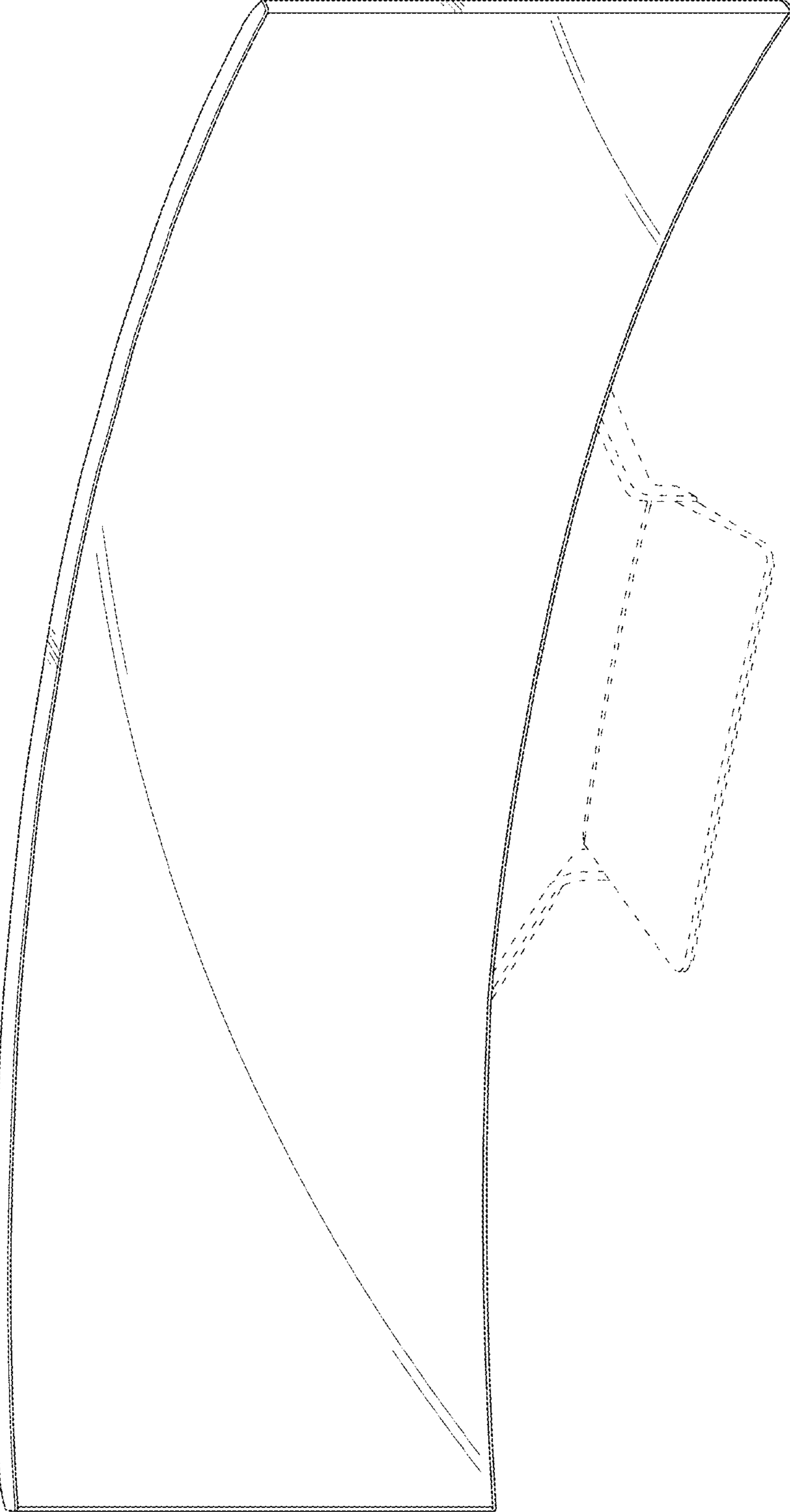


FIG. 2

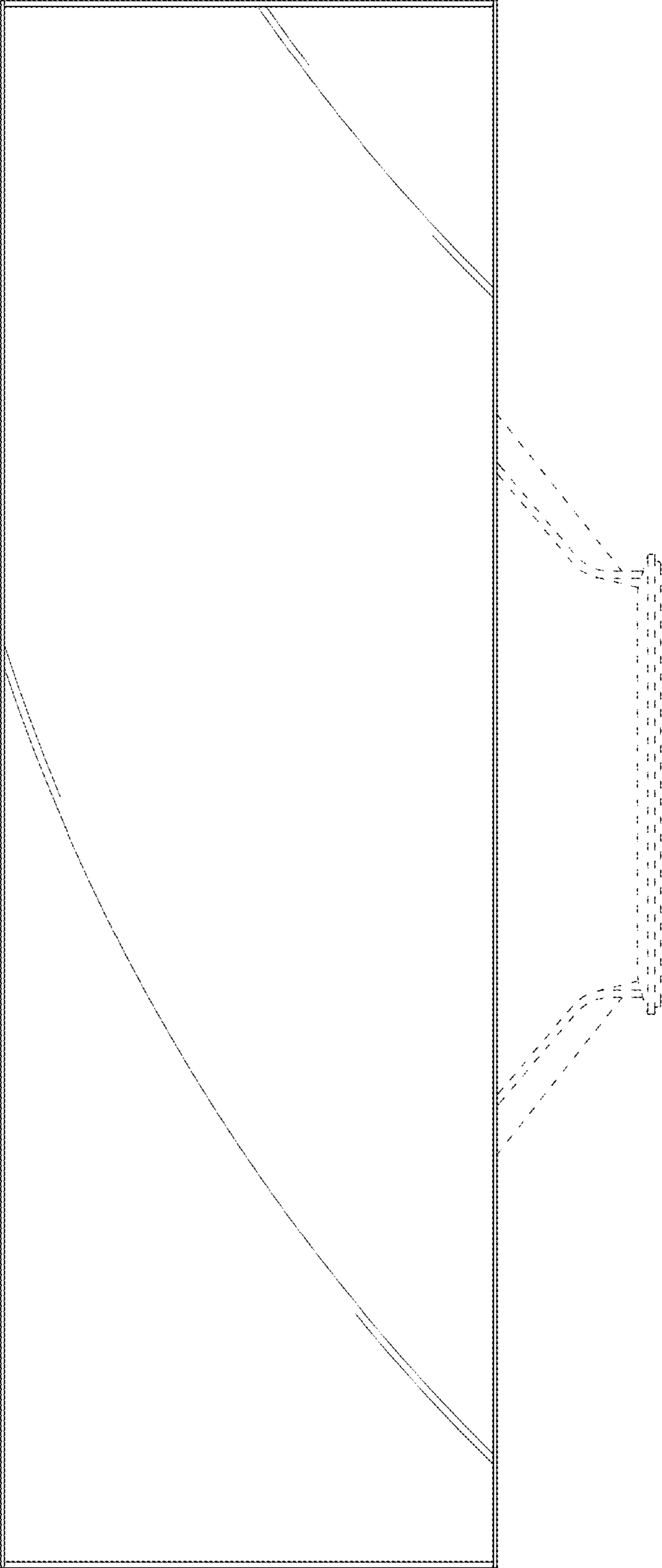


FIG. 3

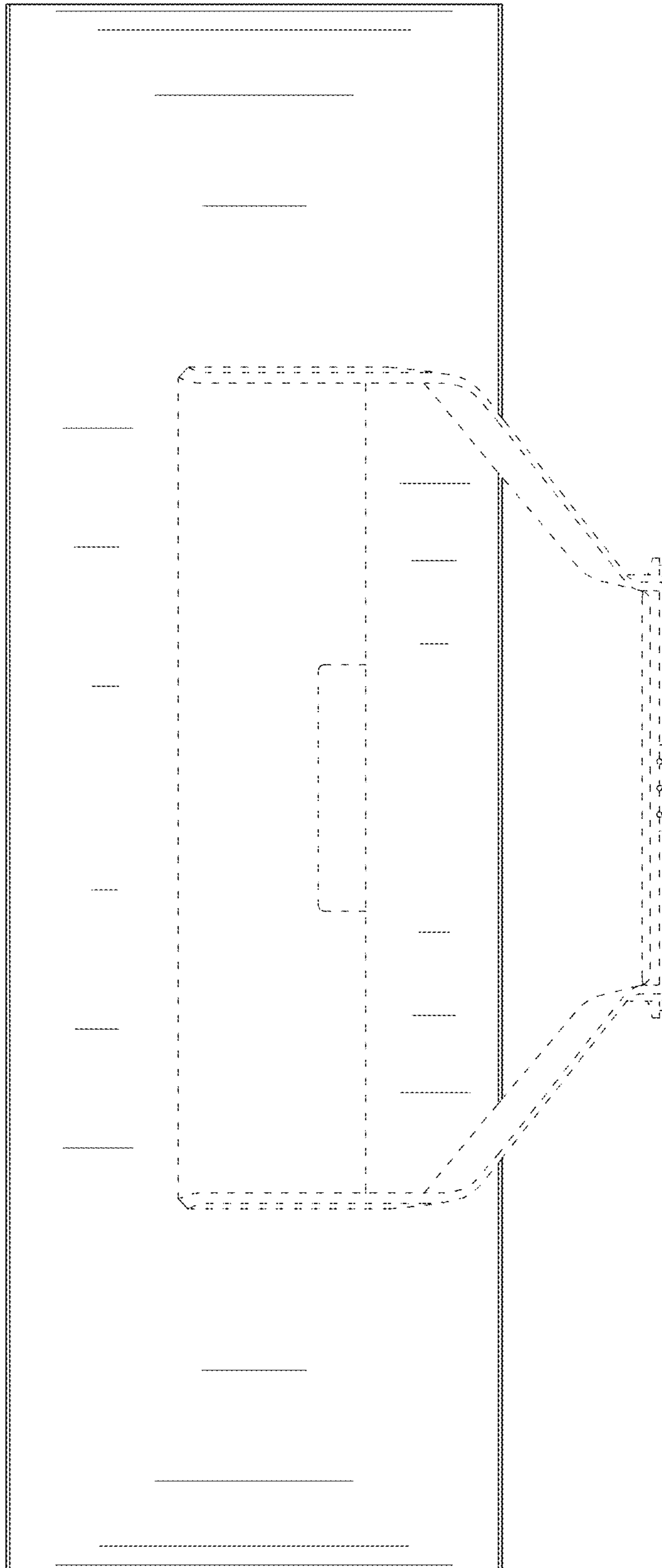


FIG. 4

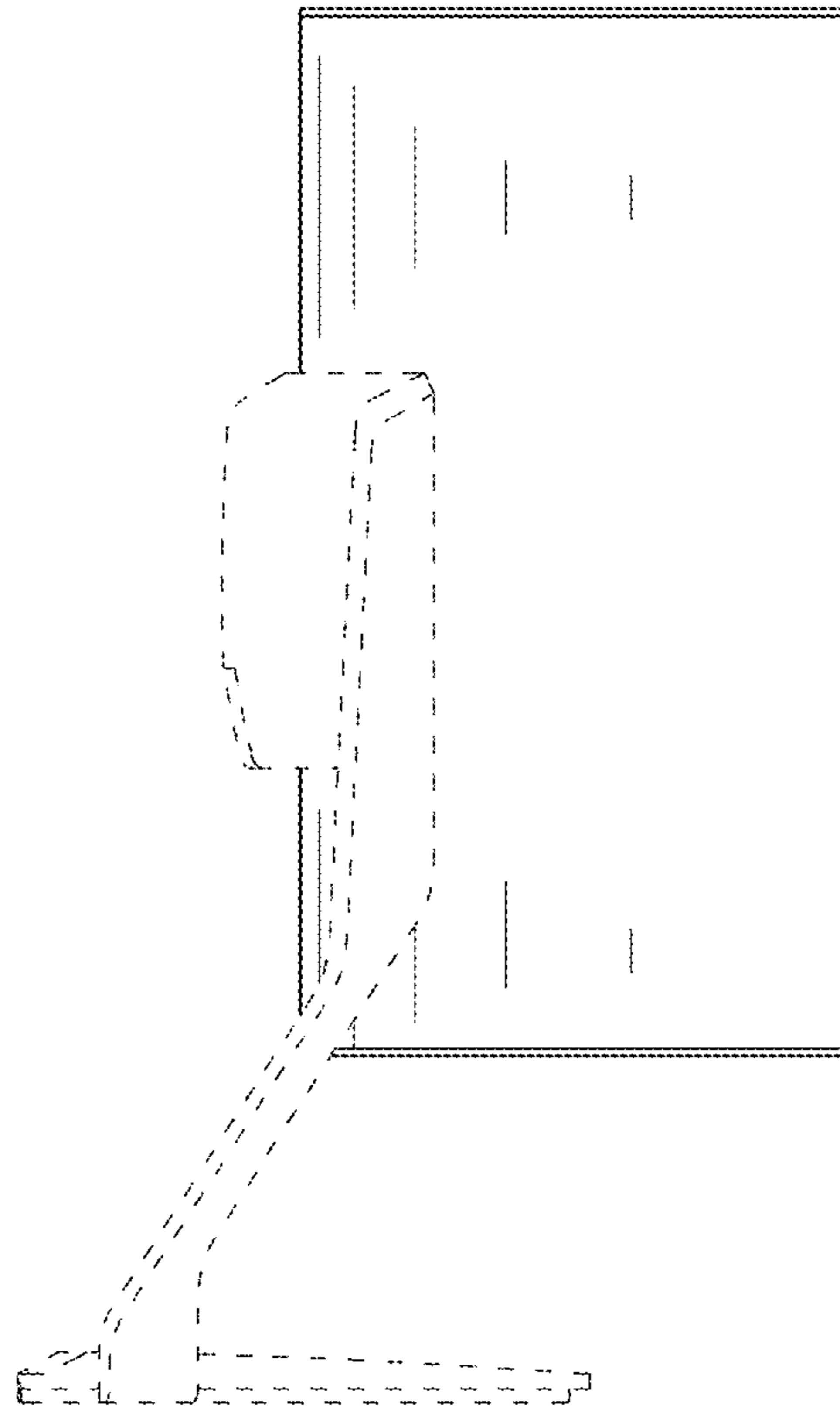


FIG. 5

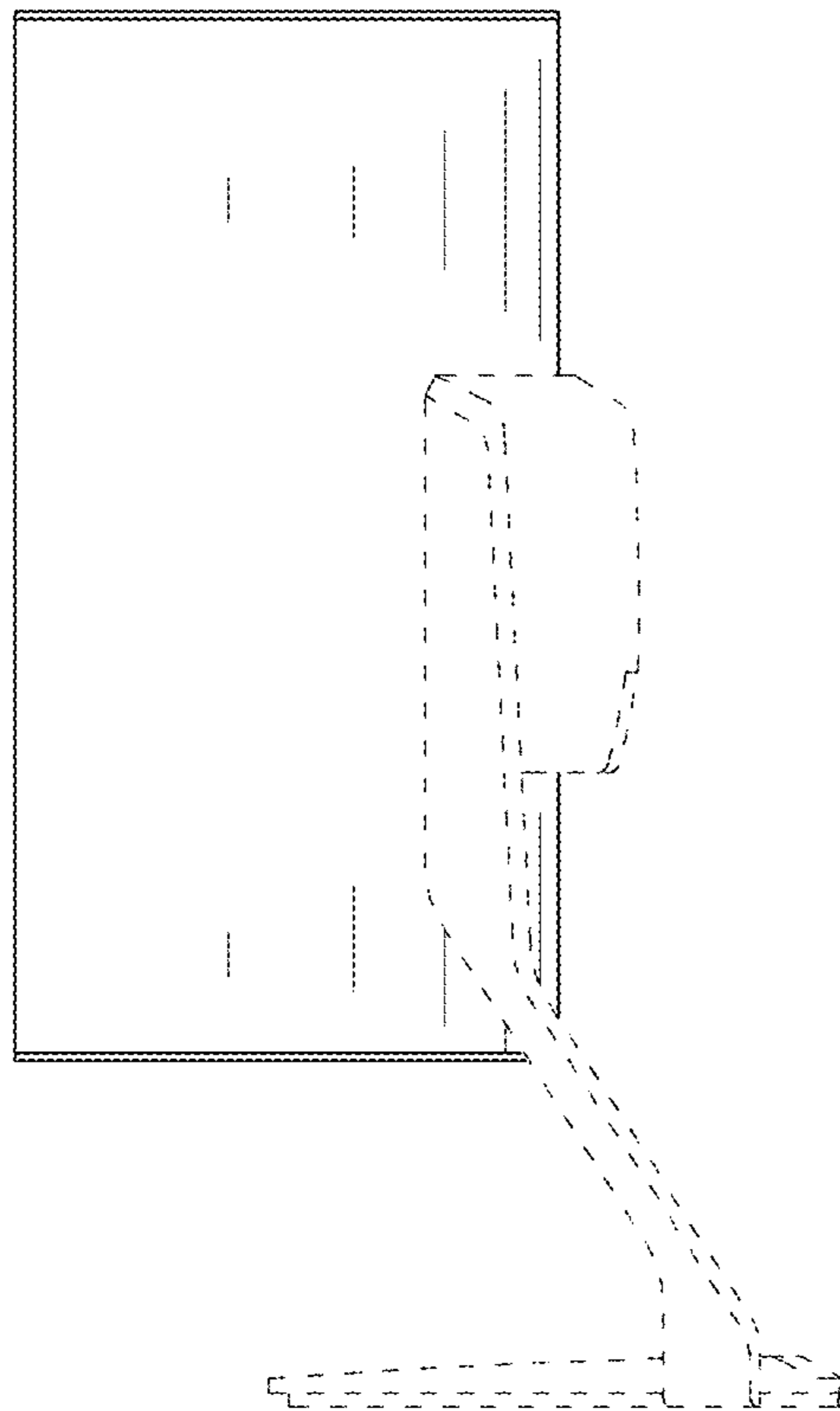


FIG. 6

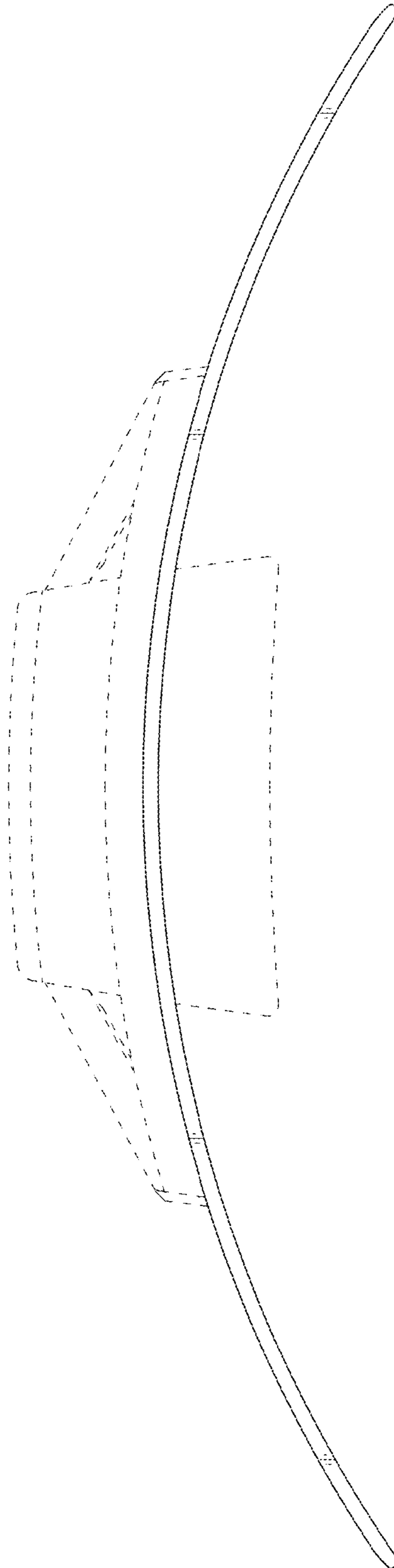


FIG. 7

