



US00D805504S

(12) **United States Design Patent** (10) **Patent No.:** **US D805,504 S**  
**Seo et al.** (45) **Date of Patent:** **\*\* Dec. 19, 2017**

(54) **STAND FOR TELEVISION RECEIVER**

(56) **References Cited**

(71) Applicant: **LG ELECTRONICS INC.**, Seoul (KR)

U.S. PATENT DOCUMENTS

(72) Inventors: **Minji Seo**, Seoul (KR); **Sangik Lee**, Seoul (KR); **Byungmu Huh**, Seoul (KR)

D548,229	S	*	8/2007	Tanigawa	.....	D14/239
D659,661	S	*	5/2012	Lim	.....	D14/126
D661,273	S	*	6/2012	Chu	.....	D14/126
D663,729	S	*	7/2012	Lee	.....	D14/374
D671,084	S	*	11/2012	Kim	.....	D14/126
D675,175	S	*	1/2013	Kim	.....	D14/126
D681,614	S	*	5/2013	Masui	.....	D14/239
D691,102	S	*	10/2013	Park	.....	D14/126
D699,230	S	*	2/2014	Chen	.....	D14/239
D737,258	S	*	8/2015	Ryu	.....	D14/239
D739,390	S	*	9/2015	Lee	.....	D14/239

(73) Assignee: **LG ELECTRONICS INC.**, Seoul (KR)

(\*\*) Term: **15 Years**

\* cited by examiner

(21) Appl. No.: **35/501,449**

*Primary Examiner* — Michael A Pratt

(22) Filed: **Mar. 2, 2016**

(74) *Attorney, Agent, or Firm* — Birch, Stewart, Kolasch & Birch, LLP

(80) **Hague Agreement Data**

Int. Filing Date: **Mar. 2, 2016**  
Int. Reg. No.: **DM/089843**  
Int. Reg. Date: **Mar. 2, 2016**  
Int. Reg. Pub. Date: **Sep. 2, 2016**

(57) **CLAIM**

The ornamental design for a stand for television receiver, as shown and described.

(30) **Foreign Application Priority Data**

**DESCRIPTION**

Sep. 3, 2015 (KR) ..... 30-2015-0044691

(51) **LOC (10) Cl.** ..... **14-03**

(52) **U.S. Cl.**  
USPC ..... **D14/239**

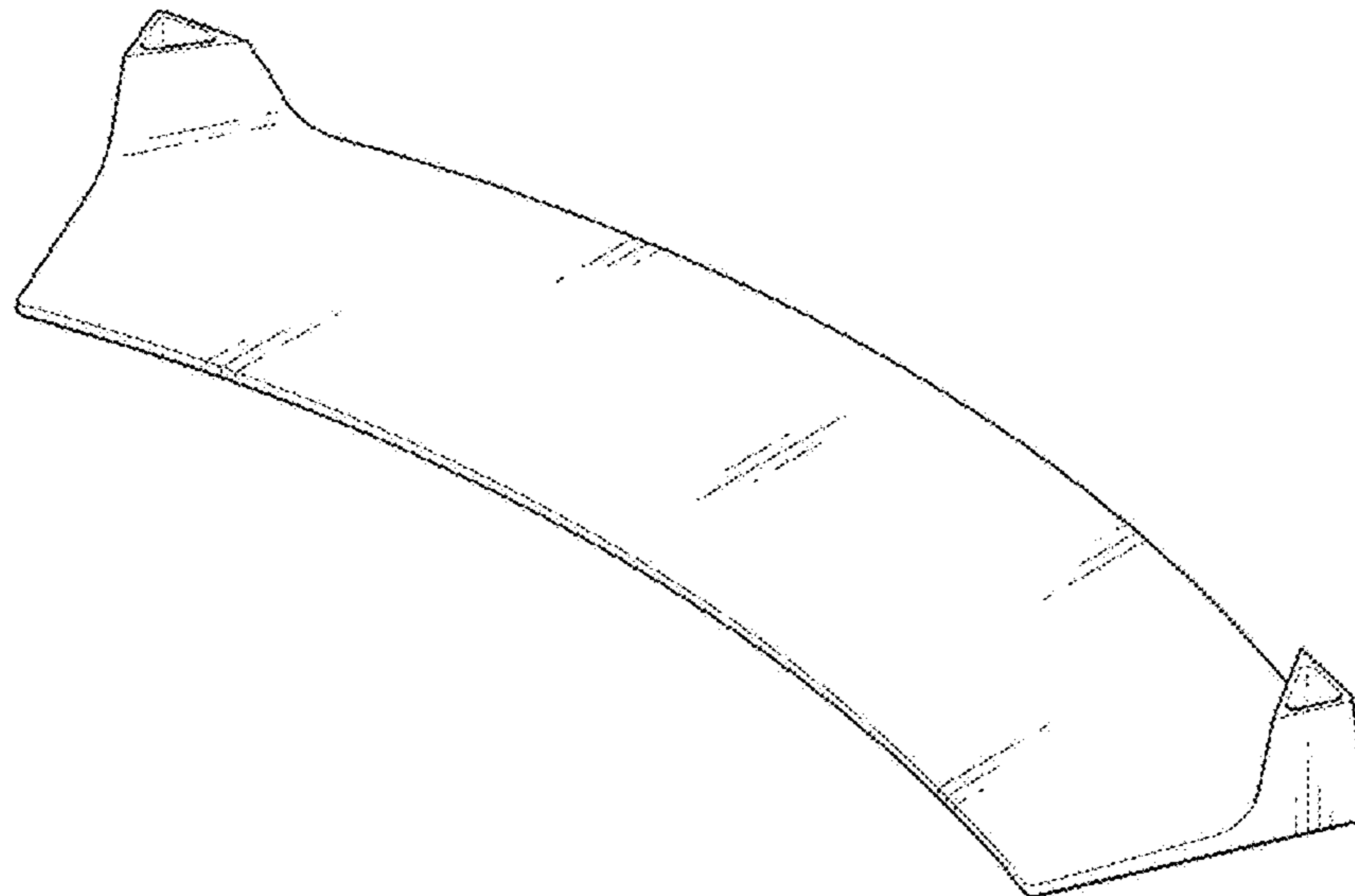
(58) **Field of Classification Search**  
USPC ..... D14/125-134, 239, 371, 136, 374-377,  
D14/440, 450, 448, 336, 342, 159;  
D21/329, 515, 577, 622, 333, 433, 448,  
D21/452, 450, 331, 505  
CPC ... G06F 1/1601; G06F 1/1643; H05K 5/0004;  
H05K 5/0017; H05K 5/02; H05K 5/0217  
See application file for complete search history.

1. Stand for television receiver

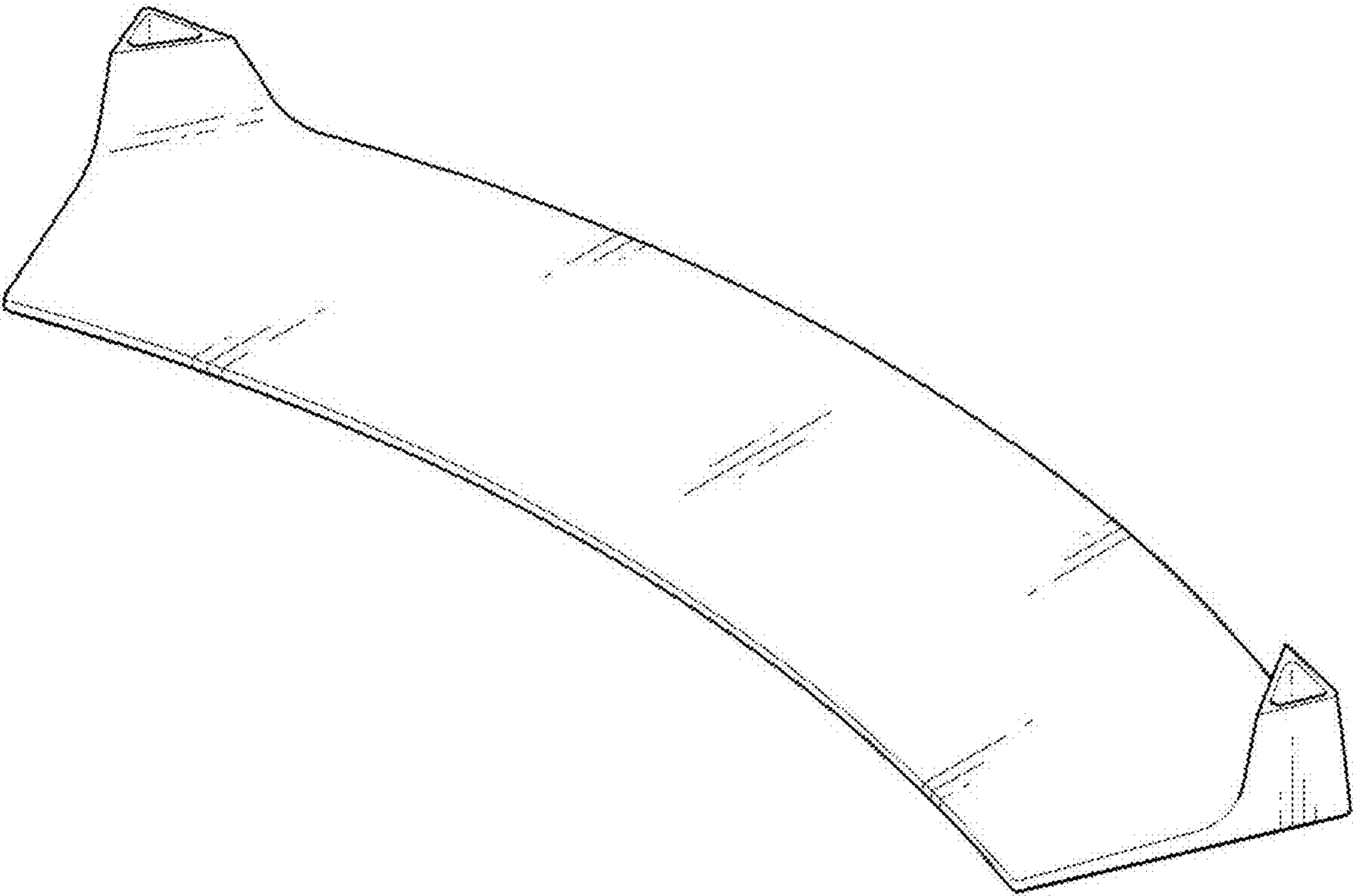
- 1.1 : Perspective
- 1.2 : Front
- 1.3 : Back
- 1.4 : Left
- 1.5 : Right
- 1.6 : Top
- 1.7 : Bottom

The gist of the present ornamental design is a combination of shape and pattern of "stand for television receiver", as shown and described.

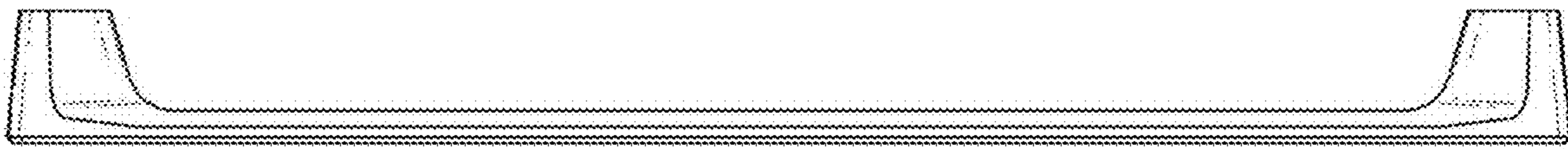
**1 Claim, 7 Drawing Sheets**




1.1



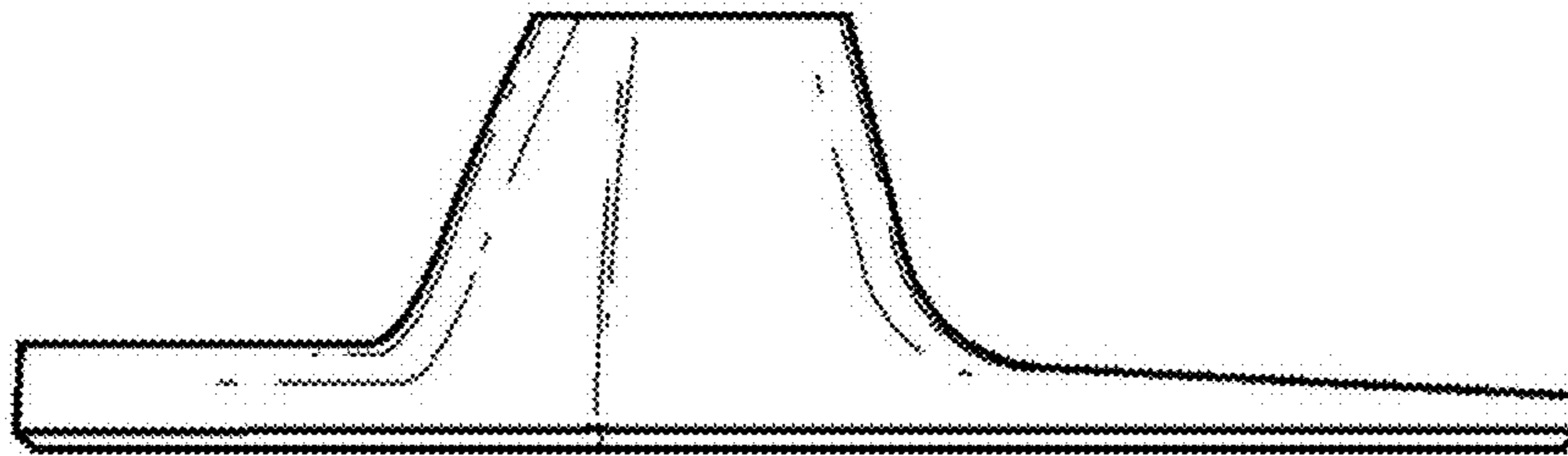
1.2




1.3



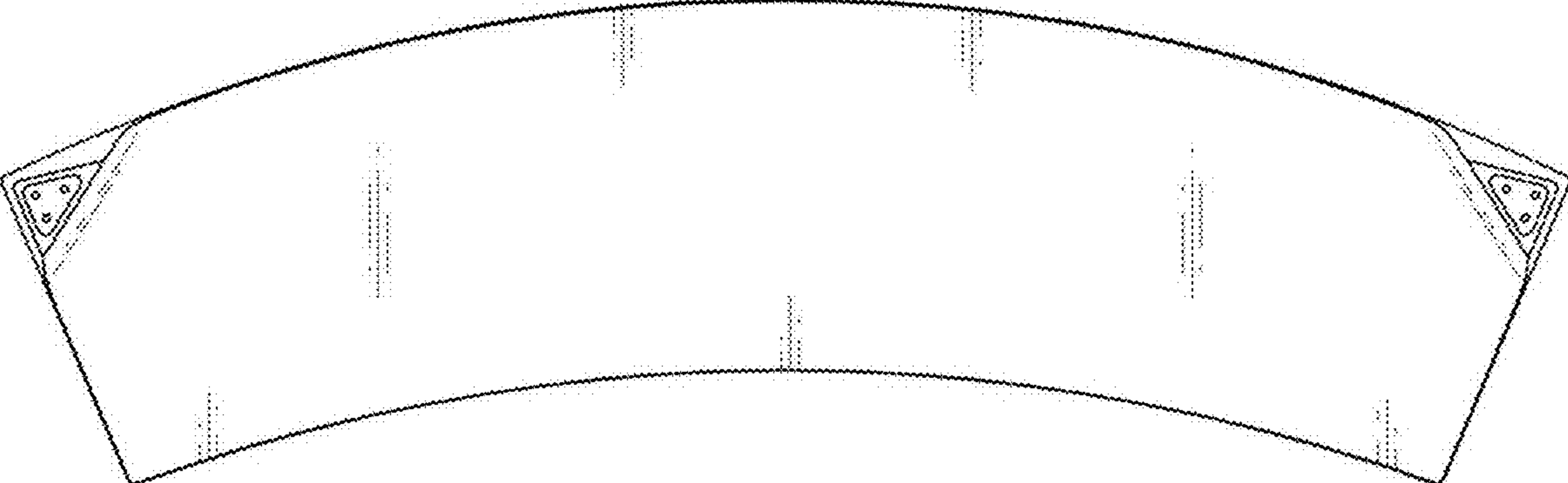
1.4



1.5



1.6



1.7

