



US00D805470S

(12) **United States Design Patent** (10) **Patent No.:** **US D805,470 S**
Qiu (45) **Date of Patent:** **** Dec. 19, 2017**

(54) **BATTERY**

(71) Applicant: **Joyetech Europe Holding GmbH, Zug**
(CH)

(72) Inventor: **Weihua Qiu, Jiangsu (CN)**

(73) Assignee: **JOYETECH EUROPE HOLDING**
GMBH, Zug (CH)

(**) Term: **15 Years**

(21) Appl. No.: **29/545,176**

(22) Filed: **Nov. 10, 2015**

(30) **Foreign Application Priority Data**

Aug. 14, 2015 (CN) 2015 3 0305377

(51) **LOC (10) Cl.** **13-02**

(52) **U.S. Cl.**
USPC **D13/103**

(58) **Field of Classification Search**

USPC D13/102-104, 110, 118-121, 184, 199;
429/96-100, 163, 176; D27/101, 183,
D27/193, 194

CPC Y02E 60/12; Y02E 60/122; Y02E 60/124;
Y02E 60/50; H01M 2/02; H01M 2/022;
H01M 2/0202; H01M 2/0207; H01M
2/0212; H01M 2/1061; H01M 2/1022;
H01M 2/1055; H01M 2/1066; H01M
2/105; H01M 2/204; H01M 10/4257;
H01M 10/0436; H01M 10/48; A24F
47/00; A24F 47/002; A24F 47/004; A24F
47/008

See application file for complete search history.

(56) **References Cited**

U.S. PATENT DOCUMENTS

4,993,435 A * 2/1991 McCann A24F 13/00
131/175
D433,532 S * 11/2000 Higgins D27/186

D440,200 S * 4/2001 Tsuboi D13/103
D593,940 S * 6/2009 Nomi D13/103
D678,187 S * 3/2013 Huang D13/103
D700,138 S * 2/2014 Walz D13/103
D712,348 S * 9/2014 Zhang D13/103
D713,335 S * 9/2014 Mao D13/103
D717,243 S * 11/2014 Liu D13/103
D730,282 S * 5/2015 Miller D13/103
D733,050 S * 6/2015 Chiang D13/103
D733,051 S * 6/2015 Wang D13/103
D753,336 S * 4/2016 Chen D27/101
D761,999 S * 7/2016 Liu D27/101
D763,185 S * 8/2016 Wen D13/103
D765,594 S * 9/2016 Li D13/103
2010/0313901 A1 * 12/2010 Fernando A24F 47/008
131/330
2014/0217085 A1 * 8/2014 Alima F23Q 7/16
219/474

* cited by examiner

Primary Examiner — Rosemary K Tarcza

(74) *Attorney, Agent, or Firm* — Novick, Kim & Lee,
PLLC; Allen Xue

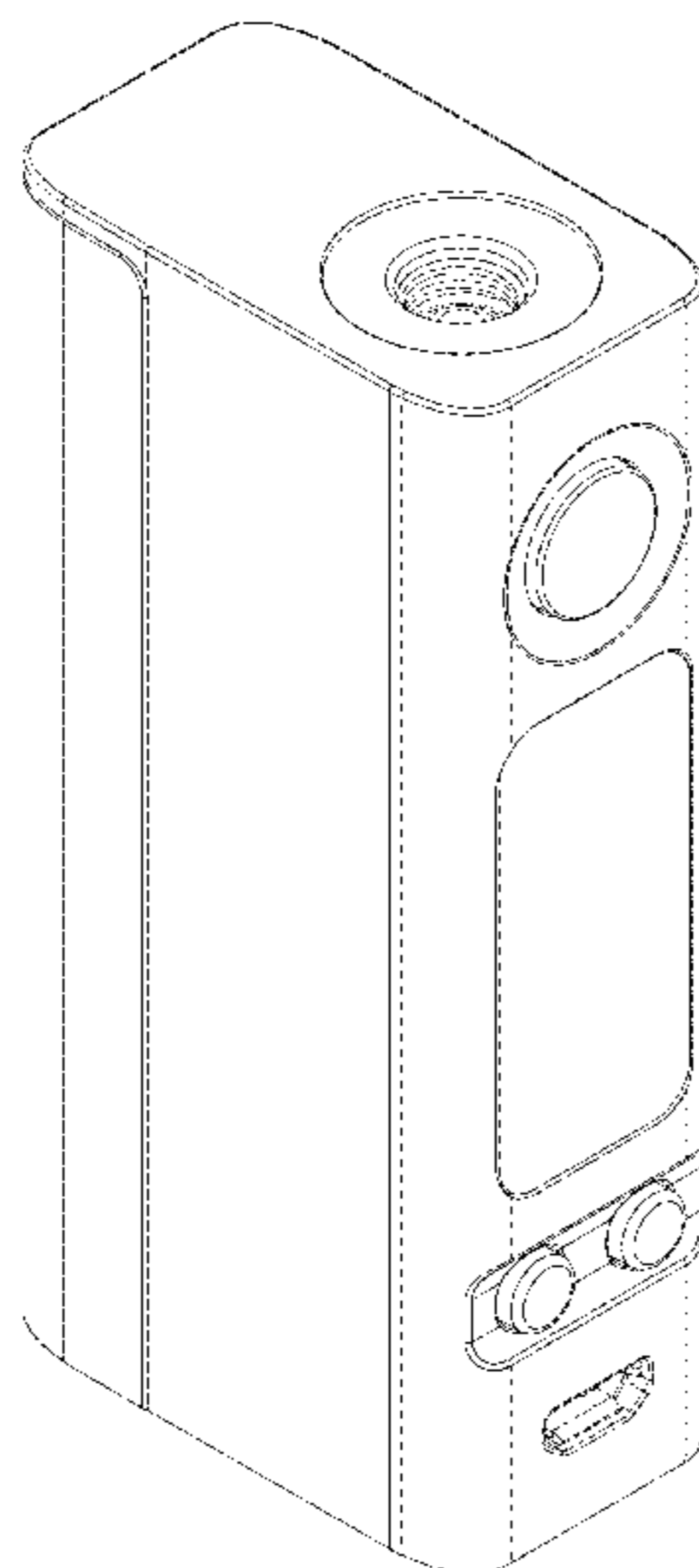
(57) **CLAIM**

I claim the ornamental design for a battery, substantially as
shown and described.

DESCRIPTION

FIG. 1 is a front view of a battery;
FIG. 2 is a bottom view thereof;
FIG. 3 is a top view thereof;
FIG. 4 is a right view thereof;
FIG. 5 is a rear view thereof;
FIG. 6 is a left view thereof; and,
FIG. 7 is a top, right, front perspective view thereof.
The broken lines in the drawings form no part of the claimed
design.

1 Claim, 7 Drawing Sheets






FIG. 1




FIG. 2

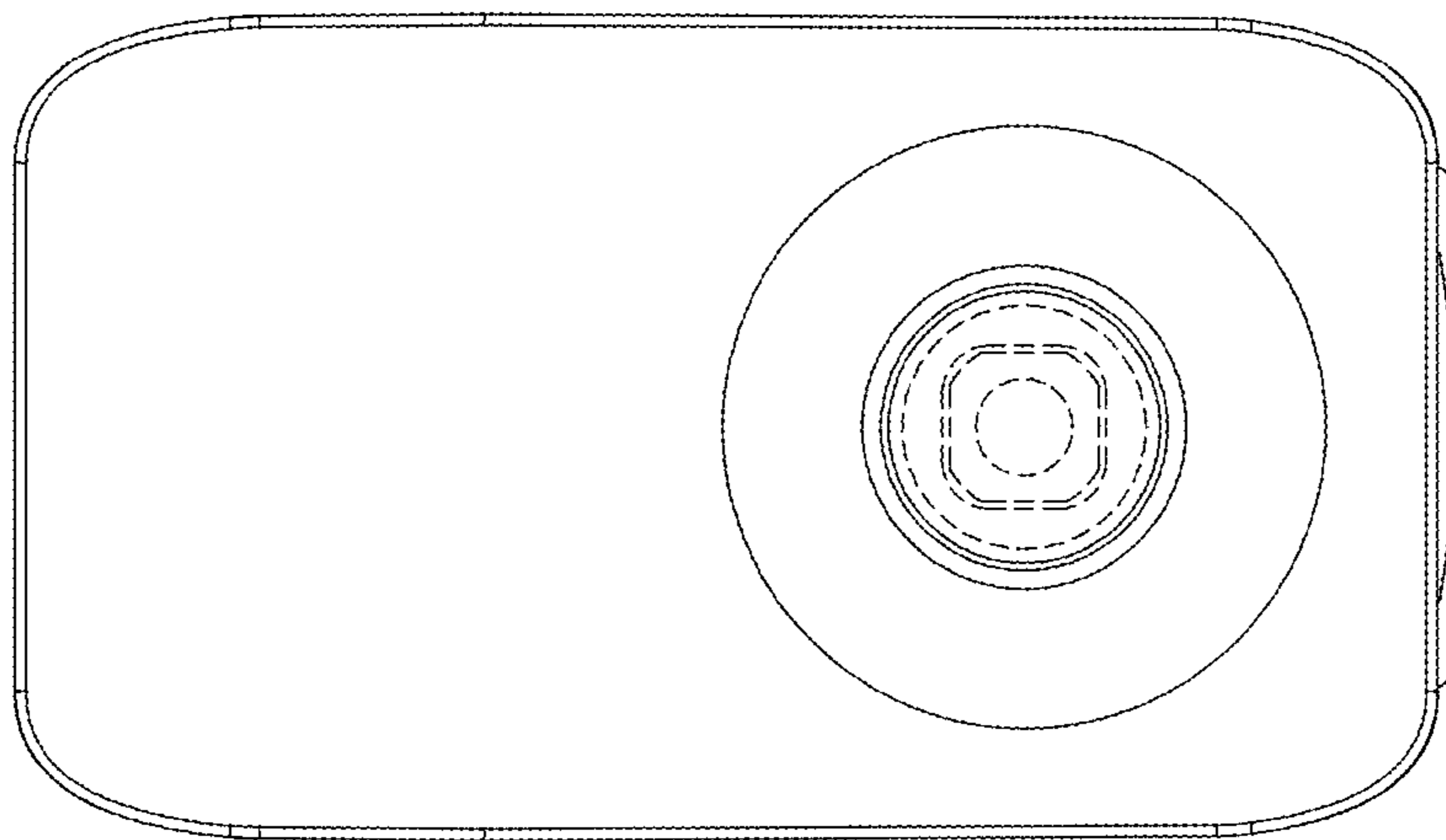


FIG. 3




FIG. 4




FIG. 5




FIG. 6

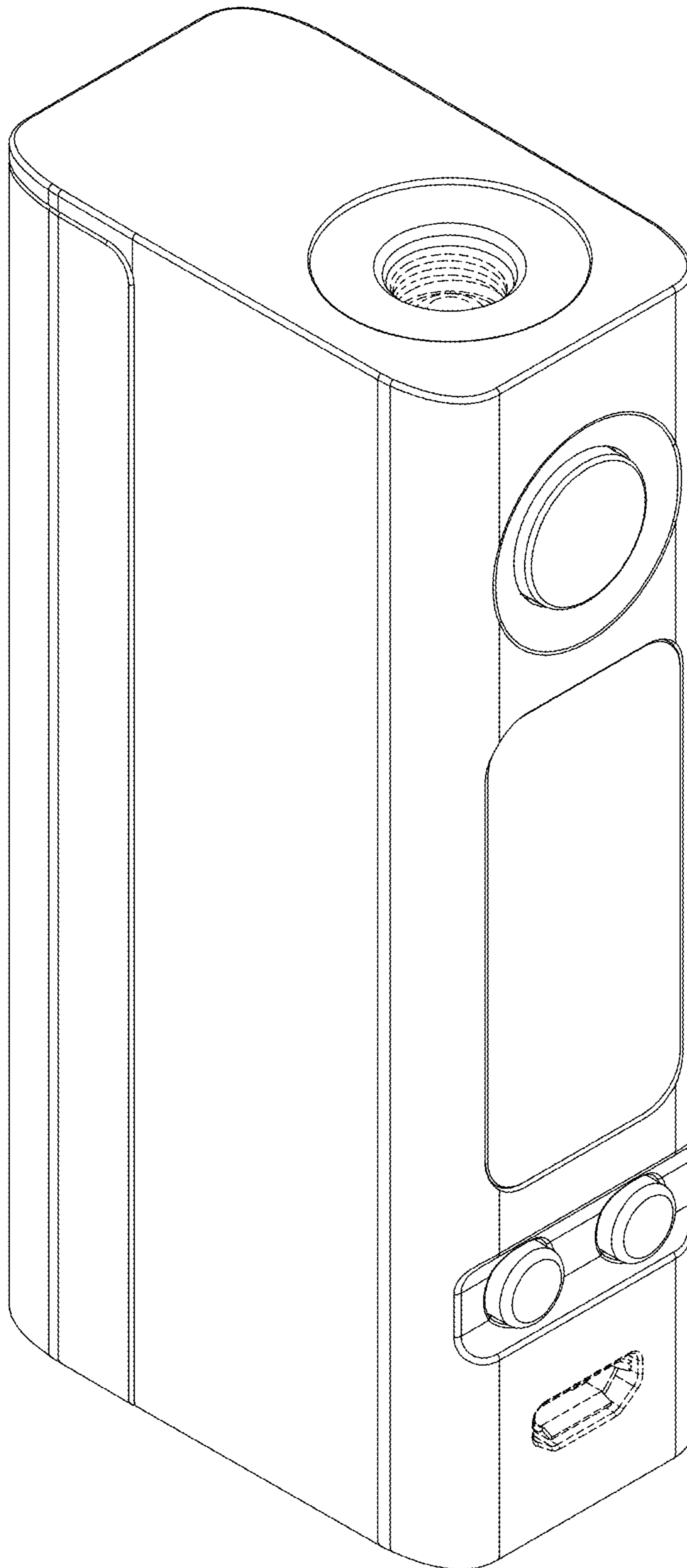


FIG. 7