



US00D805462S

(12) **United States Design Patent** (10) **Patent No.:** **US D805,462 S**  
**Dixon et al.** (45) **Date of Patent:** **\*\* Dec. 19, 2017**

(54) **TIRE**  
(71) Applicant: **The Goodyear Tire & Rubber Company, Akron, OH (US)**  
(72) Inventors: **Max Harold Dixon, Kent, OH (US); Jeremy Edward Whisner, Akron, OH (US)**  
(73) Assignee: **The Goodyear Tire & Rubber Company, Akron, OH (US)**  
(\*\*) Term: **15 Years**  
(21) Appl. No.: **29/580,536**  
(22) Filed: **Oct. 11, 2016**  
(51) **LOC (10) Cl.** ..... **12-15**  
(52) **U.S. Cl.**  
USPC ..... **D12/579**  
(58) **Field of Classification Search**  
USPC ..... D12/579, 587, 594, 595, 600, 601  
CPC . B60C 11/03; B60C 11/0306; B60C 11/0309;  
B60C 11/0311; B60C 2011/0341; B60C  
2011/0346; B60C 2011/0374  
See application file for complete search history.

(56) **References Cited**

**U.S. PATENT DOCUMENTS**

D388,376 S	*	12/1997	Miller	.....	D12/601
D392,605 S	*	3/1998	Le	.....	D12/594
D397,970 S	*	9/1998	Le	.....	D12/580
D403,627 S	*	1/1999	Graas	.....	D12/594
D410,420 S		6/1999	de Barsy	.....	D12/147
D423,995 S		5/2000	Gillard et al.	.....	D12/142
D449,022 S		10/2001	Cazin-Bourguignon et al.	.....	D12/147
D449,258 S	*	10/2001	Rayman	.....	D12/579
D452,199 S		12/2001	Robert et al.	.....	D12/146
D458,584 S		6/2002	Young et al.	.....	D12/600

D473,843 S		4/2003	Le et al.	.....	D12/600
D497,875 S		11/2004	Le et al.	.....	D12/594
D498,208 S		11/2004	Cazin-bourguignon et al.	.....	D12/600
D554,055 S		10/2007	Beauguitte et al.	.....	D12/600
D569,334 S		5/2008	Maziarka et al.	.....	D12/600
D586,730 S		2/2009	Scheuren et al.	.....	D12/553
D592,590 S		5/2009	Janesh et al.	.....	D12/600
D599,281 S		9/2009	Scheuren	.....	D12/553
D601,488 S		10/2009	Maus et al.	.....	D12/600
D619,081 S		7/2010	Nicolas et al.	.....	D12/571
D626,501 S		11/2010	Cazin-Bourguignon et al.	.....	D12/600
D627,707 S		11/2010	Le et al.	.....	D12/566
D627,713 S		11/2010	Le et al.	.....	D12/600
D628,955 S		12/2010	Toumni et al.	.....	D12/588
D637,152 S		5/2011	Maus et al.	.....	D12/602
D645,810 S		9/2011	Le et al.	.....	D12/600
D653,199 S		1/2012	Scheuren et al.	.....	D12/588
D660,223 S		5/2012	Dixon et al.	.....	D12/600
D662,457 S		6/2012	Krier et al.	.....	D12/588
D736,695 S		8/2015	Dixon et al.	.....	D12/594
D740,214 S		10/2015	Le et al.	.....	D12/600

\* cited by examiner

*Primary Examiner* — Robert M. Spear  
(74) *Attorney, Agent, or Firm* — Robert N. Lipsik

(57) **CLAIM**

The ornamental design for a tire, as shown and described.

**DESCRIPTION**

FIG. 1 is a perspective view of a tire showing our new design, it being understood that the pattern repeats uniformly throughout the circumference of the tread;  
FIG. 2 is a front elevational view thereof;  
FIG. 3 is a right side elevational view thereof; the left side elevational view being identical thereto; and,  
FIG. 4 is an enlarged fragmentary front elevational view thereof.

**1 Claim, 4 Drawing Sheets**








FIG - 1






FIG - 2






FIG - 3






FIG - 4