



US00D805444S

(12) **United States Design Patent**
Villamizar

(10) **Patent No.:** **US D805,444 S**

(45) **Date of Patent:** **** Dec. 19, 2017**

(54) **TRUCK BUMPER**

(71) Applicant: **Diego J Villamizar**, Medley, FL (US)

(72) Inventor: **Diego J Villamizar**, Medley, FL (US)

(**) Term: **15 Years**

(21) Appl. No.: **29/572,261**

(22) Filed: **Jul. 26, 2016**

(51) **LOC (10) Cl.** **12-16**

(52) **U.S. Cl.**

USPC **D12/169**

(58) **Field of Classification Search**

USPC D12/86, 91, 93, 163, 164, 166, 167, 169,
D12/171, 172, 173, 190, 216

CPC B60R 9/06; B60R 19/02; B60R 19/04;
B60R 19/18; B60R 19/44; B60R 19/48;
B62D 35/02; B62D 39/00; B62D 65/16;
B62D 21/12; B29C 45/16

See application file for complete search history.

(56) **References Cited**

U.S. PATENT DOCUMENTS

4,130,312	A *	12/1978	Cooper, Sr.	B60R 19/04 293/153
4,671,550	A *	6/1987	Molnar	B60R 19/18 293/102
5,308,134	A *	5/1994	Stanesic	B60J 1/2005 296/180.1
D364,371	S *	11/1995	Ray	D12/169
D381,946	S *	8/1997	Delashaw	D12/167
D391,212	S *	2/1998	Meryman	D12/169
D419,506	S *	1/2000	Texier	D12/169
6,230,832	B1 *	5/2001	Von Mayenburg	B60K 11/08 180/68.1
6,250,664	B1 *	6/2001	Tetrick	B60D 1/249 280/491.5
6,551,540	B1 *	4/2003	Porter	B29C 45/1635 264/255

D530,653	S *	10/2006	Angelo	D12/169
D545,248	S *	6/2007	Angelo	D12/169
D563,840	S *	3/2008	Simons	D12/169
D565,484	S *	4/2008	Johnson	D12/169
D633,419	S *	3/2011	Peltola	D12/169
D653,999	S *	2/2012	Peltola	D12/169
D775,013	S *	12/2016	Bennett	D12/169
2004/0160788	A1 *	8/2004	Wagner	B60Q 1/32 362/565
2010/0181786	A1 *	7/2010	Tejler	B60D 1/02 293/130
2013/0069385	A1 *	3/2013	Cunagin	B62D 21/12 296/1.07
2015/0082599	A1 *	3/2015	Cunagin	B62D 49/04 29/428
2015/0084369	A1 *	3/2015	Niemi	B62D 35/02 296/180.1
2016/0114748	A1 *	4/2016	Hare	B60R 19/023 293/106
2016/0200272	A1 *	7/2016	Frederick	B60R 19/18 293/120
2016/0280164	A1 *	9/2016	Hammer	B60R 19/18
2016/0297388	A1 *	10/2016	Hammer	B60R 19/34

(Continued)

Primary Examiner — Susan Bennett Hattan

Assistant Examiner — Suzanne E Tisdell

(74) *Attorney, Agent, or Firm* — ruben alcoba, Esq.

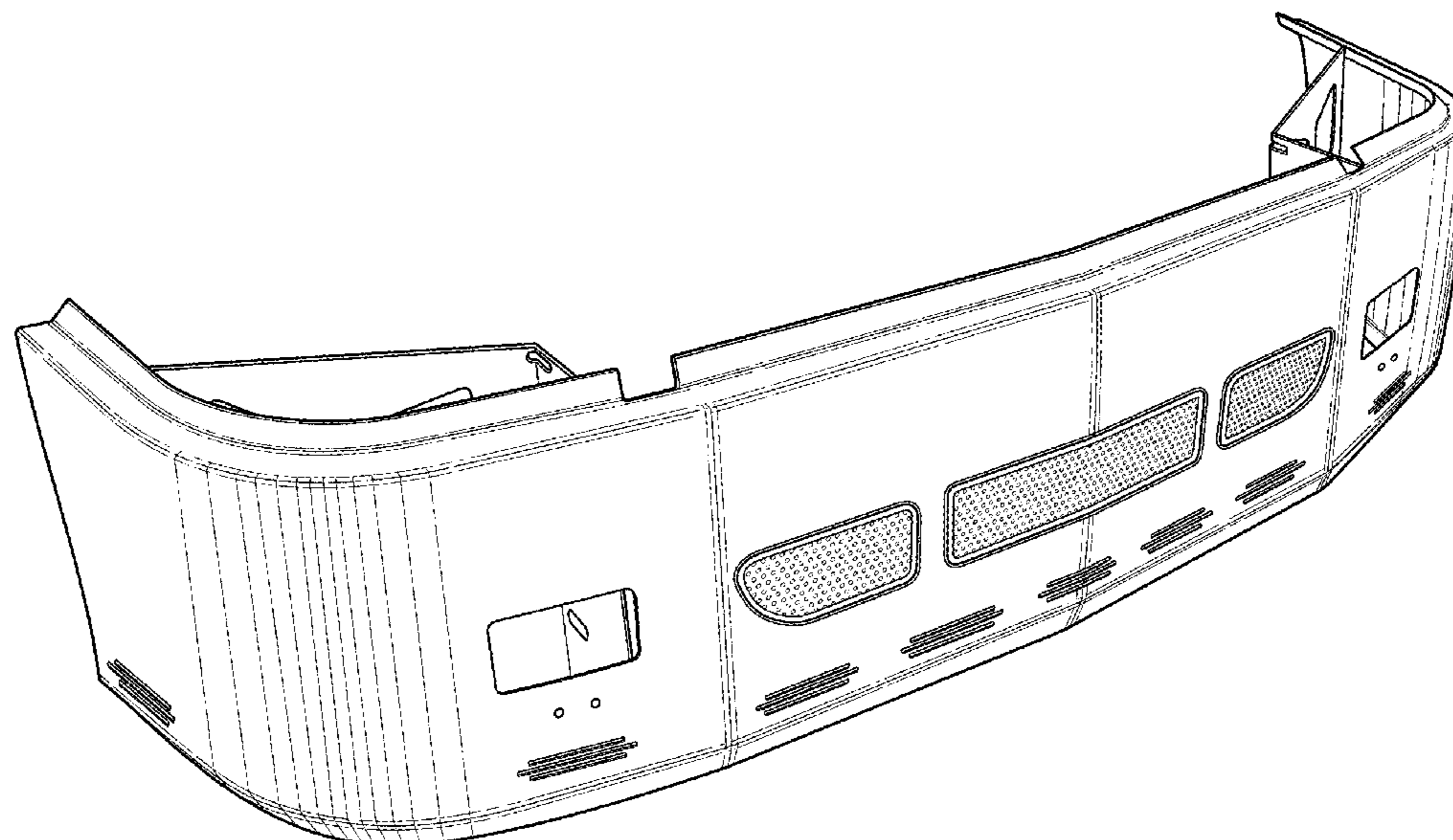
(57) **CLAIM**

The ornamental design for a truck bumper, as shown and described.

DESCRIPTION

FIG. 1 is a perspective view of a truck bumper; FIG. 2 is a front view of the truck bumper; FIG. 3 is a rear view of the truck bumper; FIG. 4 is a left side view of the truck bumper; FIG. 5 is a right side view of the truck bumper; FIG. 6 is a top view of the truck bumper; and, FIG. 7 is a bottom view of the truck bumper.

1 Claim, 4 Drawing Sheets



(56)

References Cited

U.S. PATENT DOCUMENTS

2017/0080885	A1*	3/2017	Swamidass	B60R 19/445
2017/0182948	A1*	6/2017	Cunagin	B60R 9/06
2017/0203708	A1*	7/2017	Jaradi	B60R 19/18
2017/0233010	A1*	8/2017	Sytsma	B60K 11/08 296/187.09

* cited by examiner

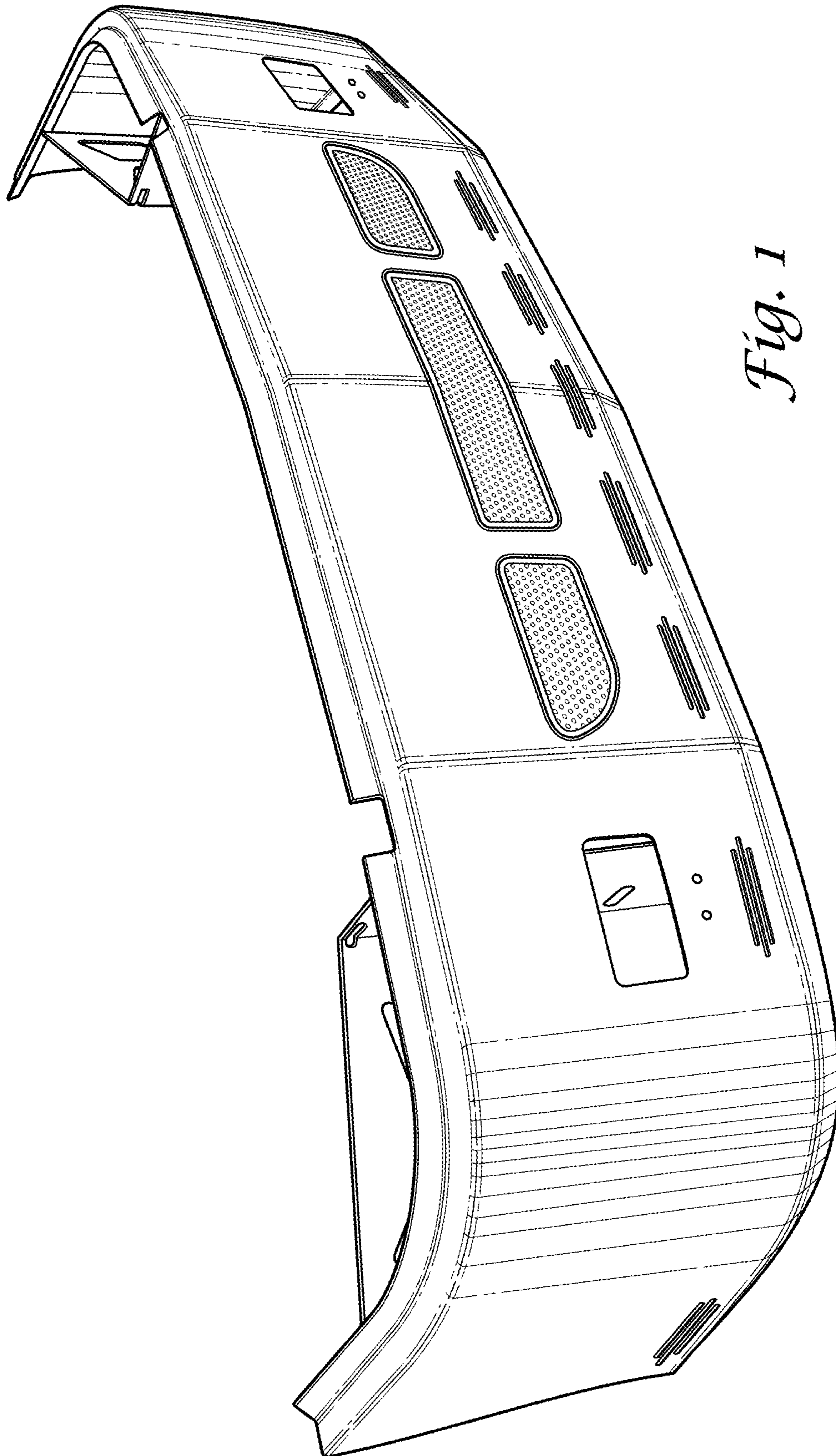


Fig. 1

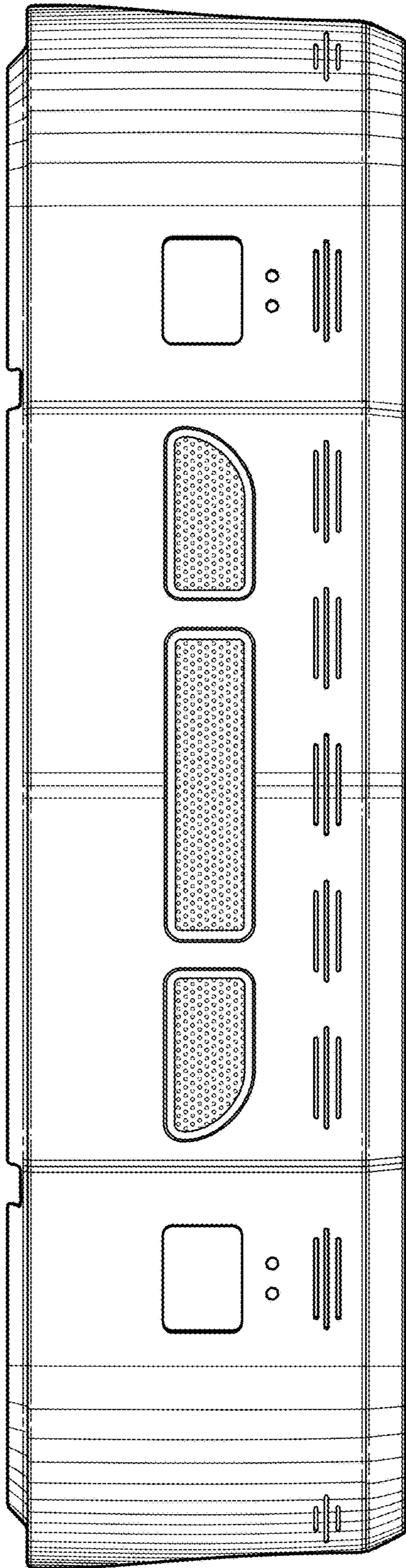


Fig. 2

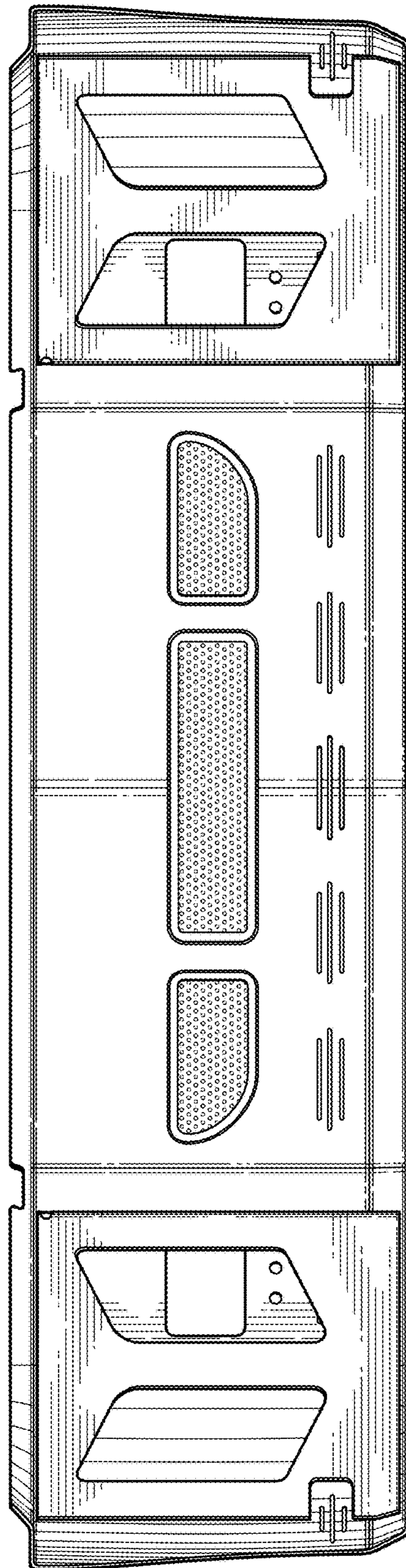


Fig. 3

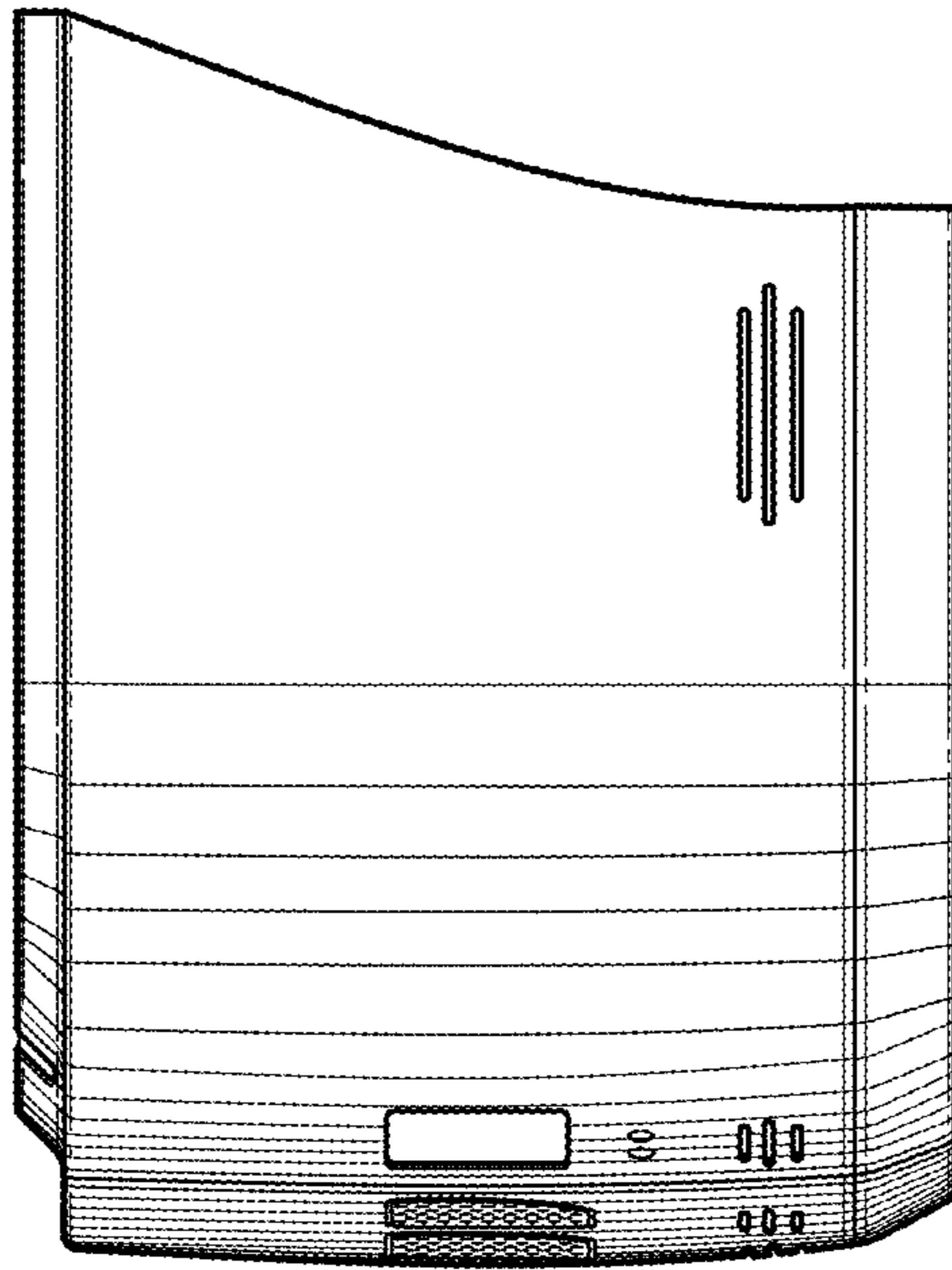


Fig. 5

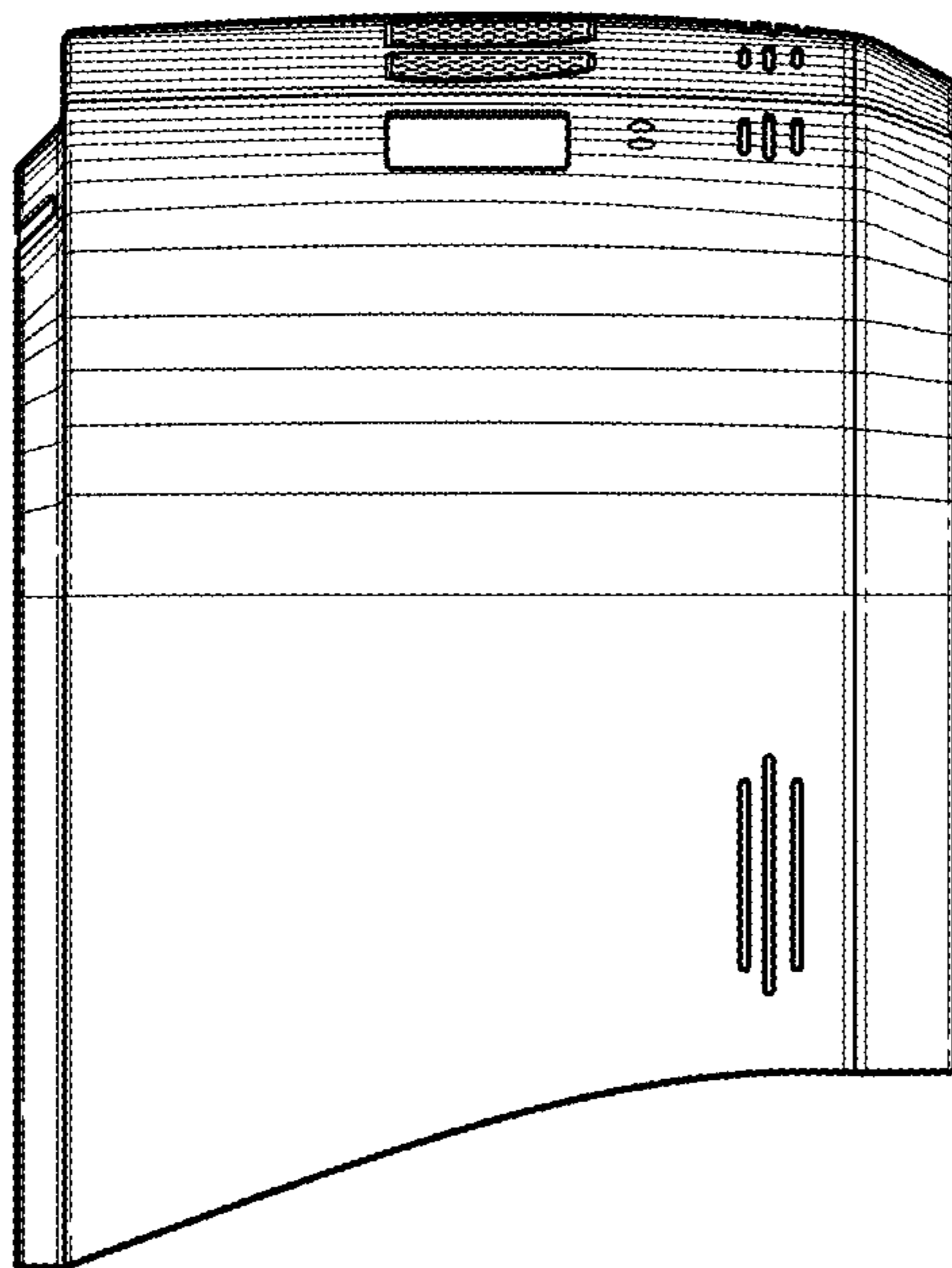


Fig. 4

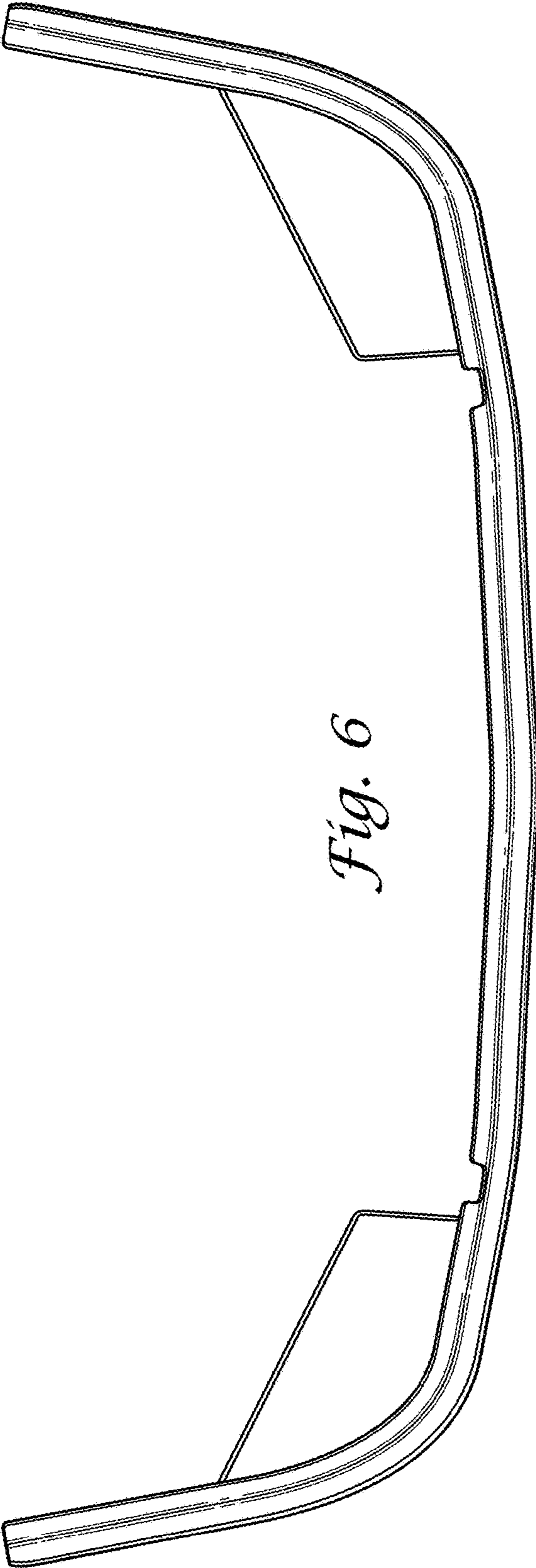


Fig. 6

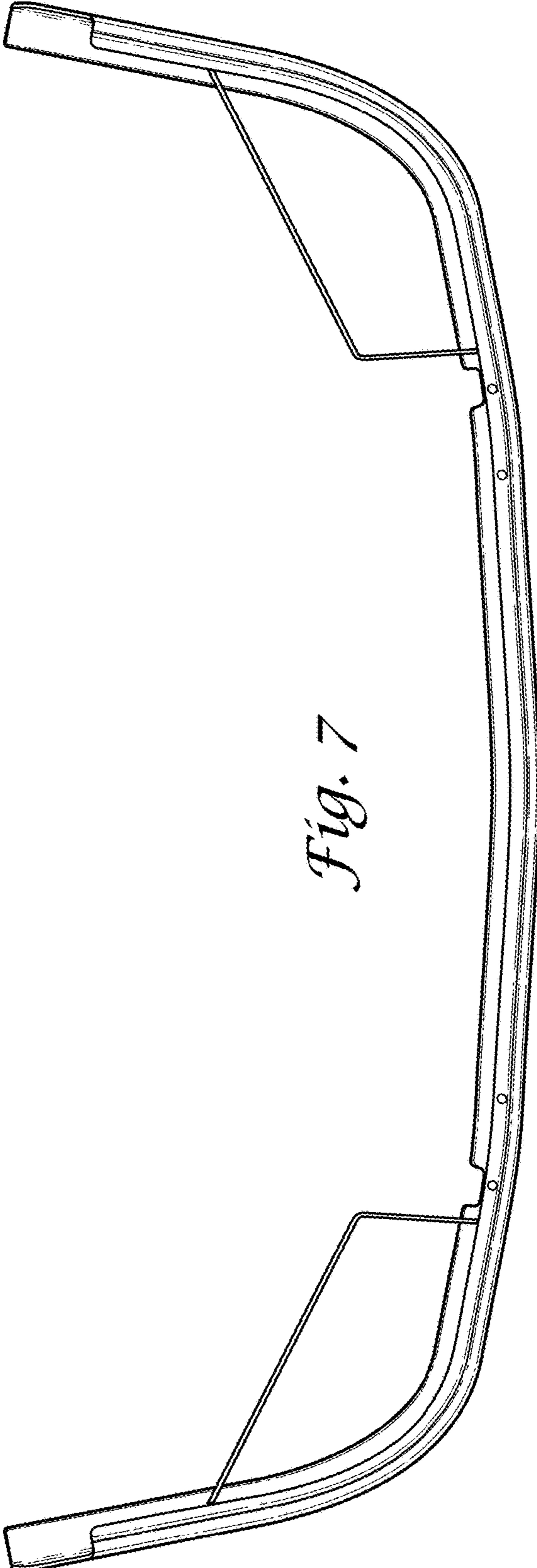


Fig. 7