



US00D805436S

(12) **United States Design Patent** (10) **Patent No.:** **US D805,436 S**  
**Yamashita et al.** (45) **Date of Patent:** **\*\* Dec. 19, 2017**

(54) **MOTOR VEHICLE, TOY AND/OR REPLICA**

(71) Applicant: **Dr. Ing. h.c. F. Porsche**  
**Aktiengesellschaft, Stuttgart (DE)**

(72) Inventors: **Shuichi Yamashita, Gerlingen (DE);**  
**Emanoel Derta, Weissach (DE)**

(73) Assignee: **Dr. Ing. h.c. F. Porsche**  
**Aktiengesellschaft, Stuttgart (DE)**

(\*\*) Term: **15 Years**

(21) Appl. No.: **29/575,772**

(22) Filed: **Aug. 29, 2016**

(30) **Foreign Application Priority Data**

Feb. 29, 2016 (DE) ..... 40 2016 100 232

(51) **LOC (10) Cl.** ..... **12-08**

(52) **U.S. Cl.**  
USPC ..... **D12/92**

(58) **Field of Classification Search**  
USPC ..... D12/86, 90-92; D21/421, 433, 434;  
296/181.1, 181.5  
CPC ..... B62D 35/00; B62D 25/00; B62D 25/06;  
B62D 33/00  
See application file for complete search history.

(56) **References Cited**

**U.S. PATENT DOCUMENTS**

D320,368 S 10/1991 Dimson  
D327,039 S 6/1992 Dimson  
D411,139 S 6/1999 Lai  
D417,414 S 12/1999 Mobius  
D436,061 S 1/2001 Mobius  
D438,145 S 2/2001 Hatter  
D468,238 S 1/2003 Bhambra  
D497,327 S 10/2004 Lai  
D507,207 S 7/2005 Larson

D507,510 S 7/2005 Larson  
D512,341 S 12/2005 Larson  
D528,056 S 9/2006 Lai  
D547,240 S 7/2007 Kulla  
D547,698 S 7/2007 Kulla  
D549,614 S 8/2007 Kulla  
D560,557 S 1/2008 Kulla  
D589,403 S 3/2009 Saracoglu  
D590,301 S 4/2009 Saracoglu  
D605,560 S 12/2009 Kulla  
D606,456 S 12/2009 Saracoglu  
D606,902 S 12/2009 Saracoglu  
D606,903 S 12/2009 Saracoglu  
D607,779 S 1/2010 Kulla

(Continued)

**OTHER PUBLICATIONS**

Design U.S. Appl. No. 29/542,901, by Larson, filed Oct. 19, 2015.  
(Continued)

*Primary Examiner* — Melody N Brown  
(74) *Attorney, Agent, or Firm* — RatnerPrestia

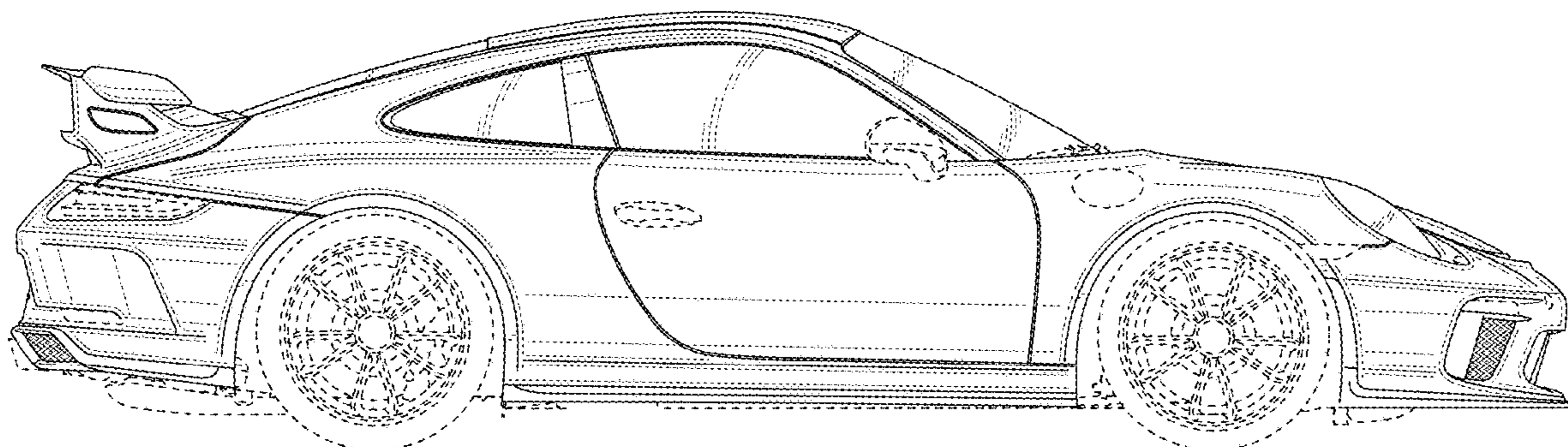
(57) **CLAIM**

The ornamental design for a motor vehicle, toy and/or replica, as shown and described.

**DESCRIPTION**

FIG. 1 is a front elevation view of a motor vehicle, toy and/or replica;  
FIG. 2 is a rear elevation view thereof;  
FIG. 3 is a left side elevation view thereof, the right side elevation view being a substantial mirror image of the left side elevation view; and,  
FIG. 4 is a top plan view thereof.  
The broken line showing of the motor vehicle, toy and/or replica is for the purpose of illustrating portions of the motor vehicle, toy and/or replica and forms no part of the claimed design.

**1 Claim, 4 Drawing Sheets**



(56)

**References Cited**

U.S. PATENT DOCUMENTS

D607,780 S	1/2010	Larson	
D610,488 S	2/2010	Kulla	
D623,557 S	9/2010	Kulla	
D641,665 S	7/2011	Larson	
D663,240 S	7/2012	Scheinhütte	
D669,001 S	10/2012	Varga	
D684,896 S	6/2013	Scheinhütte	
D701,146 S	3/2014	Varga	
D704,099 S	5/2014	Varga	
D705,131 S	5/2014	Larson	
D731,929 S	6/2015	Schramm	
D733,614 S	7/2015	Scheinhütte	
D751,465 S *	3/2016	Stopka .....	D12/92
D753,023 S *	4/2016	Villevoye .....	D12/92
D755,677 S *	5/2016	Stopka .....	D12/92
D757,609 S *	5/2016	Stopka .....	D12/92
D757,610 S *	5/2016	Stopka .....	D12/92
D768,037 S *	10/2016	Stopka .....	D12/92
D774,421 S *	12/2016	Larson .....	D12/92
D797,607 S *	9/2017	Preuninger .....	D12/92

OTHER PUBLICATIONS

Design U.S. Appl. No. 29/575,216, by Preuninger et al., filed Aug. 23, 2016.

\* cited by examiner




FIG. 1



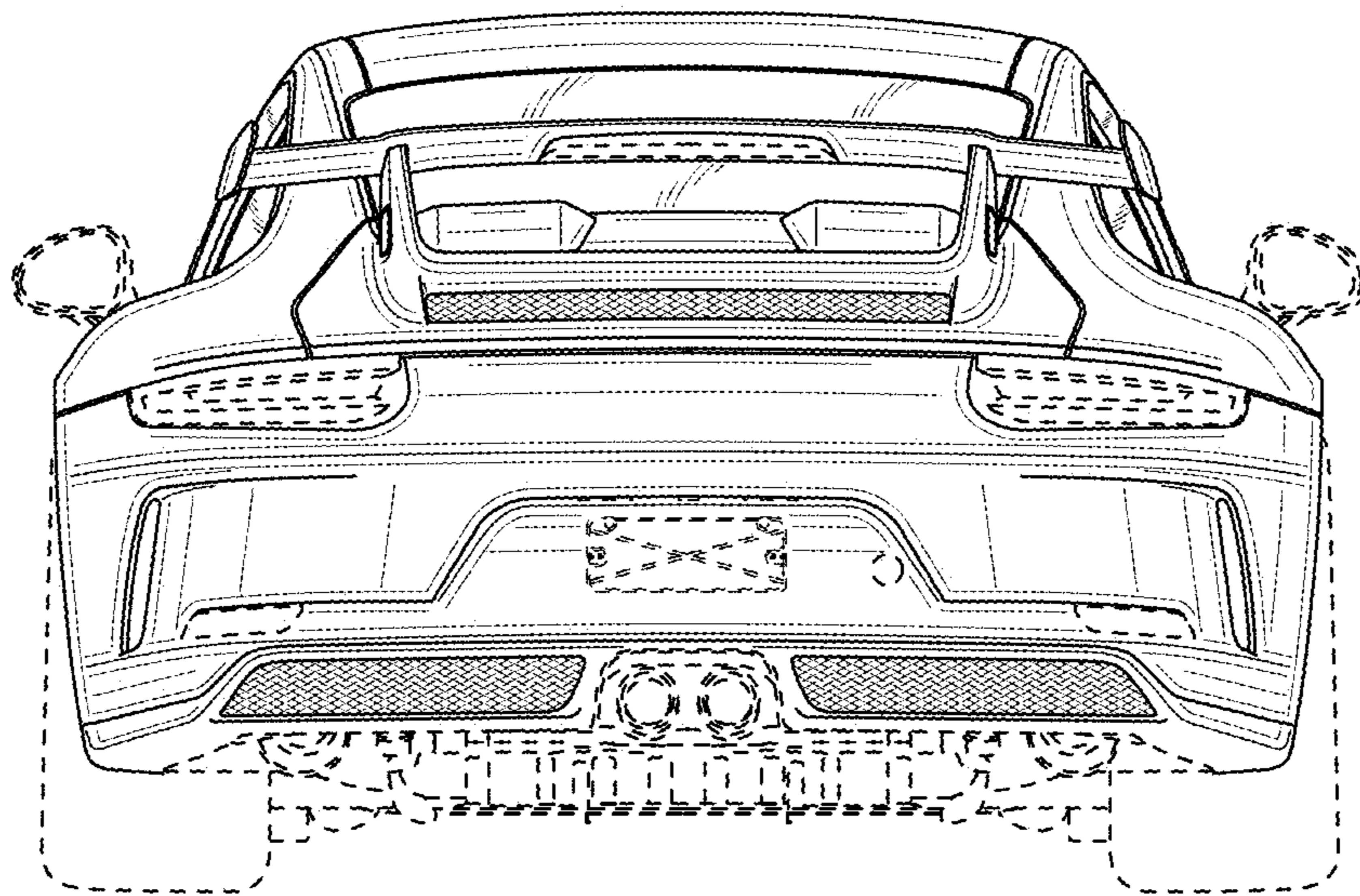


FIG. 2

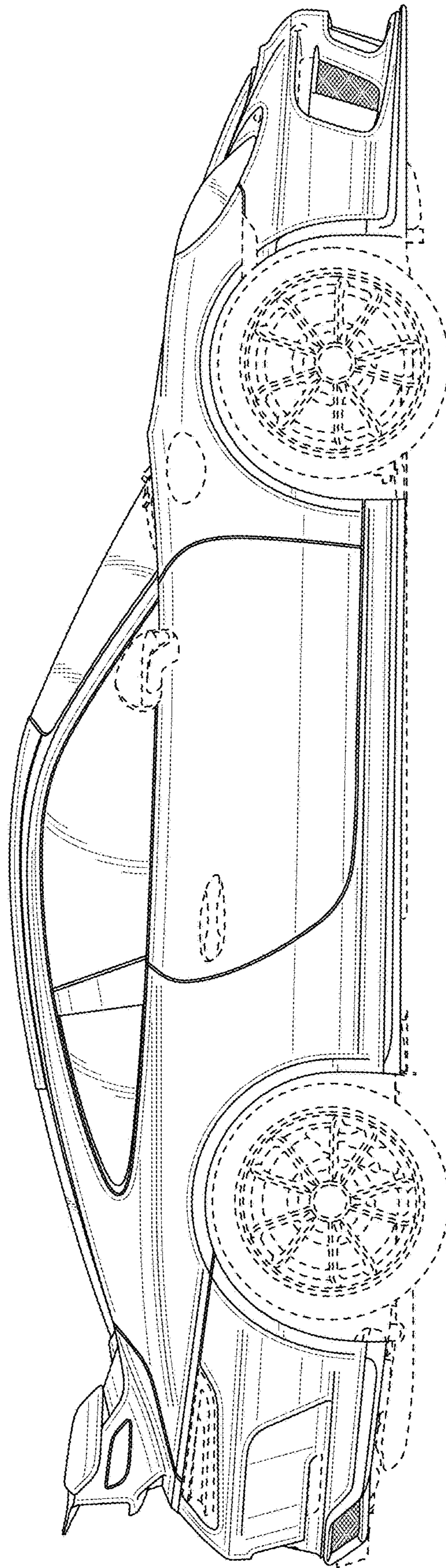


FIG. 3

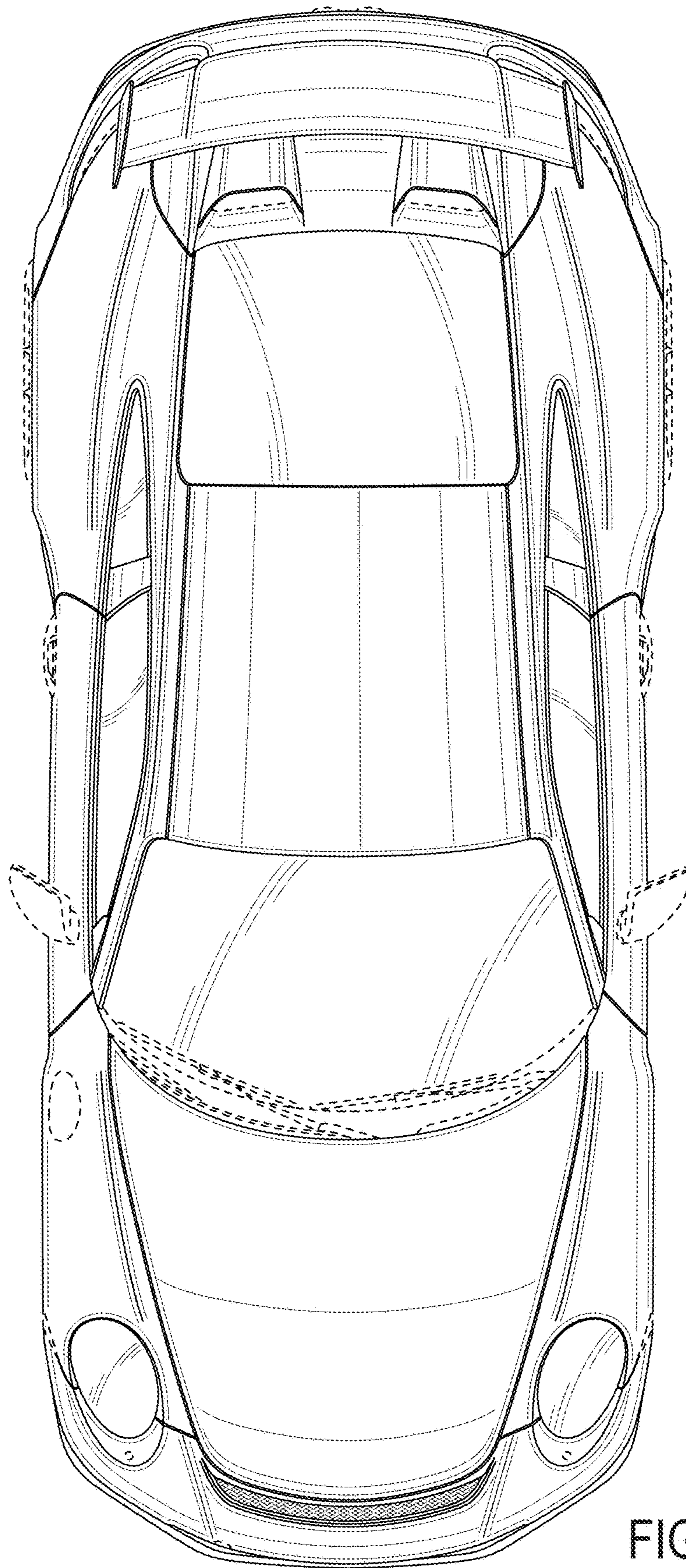


FIG. 4