



US00D805423S

(12) **United States Design Patent** (10) **Patent No.:** **US D805,423 S**
Thuma et al. (45) **Date of Patent:** **** Dec. 19, 2017**

(54) PLANTER	6,554,154 B1 * 4/2003 Gitschlag B65D 1/42 220/671
(71) Applicant: Suncast Technologies, LLC , Palm Beach Gardens, FL (US)	D503,654 S * 4/2005 Harbaugh D11/151 D504,352 S * 4/2005 Harbaugh D11/151 D569,764 S * 5/2008 Schmidt D11/152 D579,817 S * 11/2008 Lambert D11/152 D669,814 S * 10/2012 Plucinski D11/152 8,313,000 B1 * 11/2012 Tuan B65D 21/086 220/573.1
(72) Inventors: Michael Thuma , La Grange, IL (US); Torrence Anderson , Overland Park, KS (US); Michael R. Vogler , Oswego, IL (US)	D680,377 S * 4/2013 Romley D7/523 D704,592 S * 5/2014 Hung D11/152 D717,202 S * 11/2014 Thuma D11/152 9,044,082 B2 * 6/2015 Kusuma A45F 3/20 D739,781 S * 9/2015 Pettigrew D11/152 D771,340 S * 11/2016 Naber D32/53 D778,204 S * 2/2017 Thuma D11/153
(73) Assignee: Suncast Technologies, LLC , Palm Beach Gardens, FL (US)	
(**) Term: 15 Years	

(21) Appl. No.: **29/560,609**

(22) Filed: **Apr. 8, 2016**

(51) **LOC (10) Cl.** **11-02**

(52) **U.S. Cl.**
USPC **D11/152**

(58) **Field of Classification Search**
USPC D11/143-155, 156; 47/65.5, 39;
D7/500, 532, 523, 528; D9/774, 767,
D9/763, 772, 777, 778, 414, 428, 429
CPC . A01G 9/00; A01G 9/02; A01G 9/021; A01G
9/022; A01G 9/042; A47G 7/00
See application file for complete search history.

(56) **References Cited**
U.S. PATENT DOCUMENTS

D272,794 S * 2/1984 Dart D7/532
D324,005 S * 2/1992 Grosfillex D11/152
D369,760 S * 5/1996 Sanderson D11/152
D398,557 S * 9/1998 Grosfillex D11/152
D399,453 S * 10/1998 Durbin D11/152
D399,454 S * 10/1998 Durbin D11/152

* cited by examiner

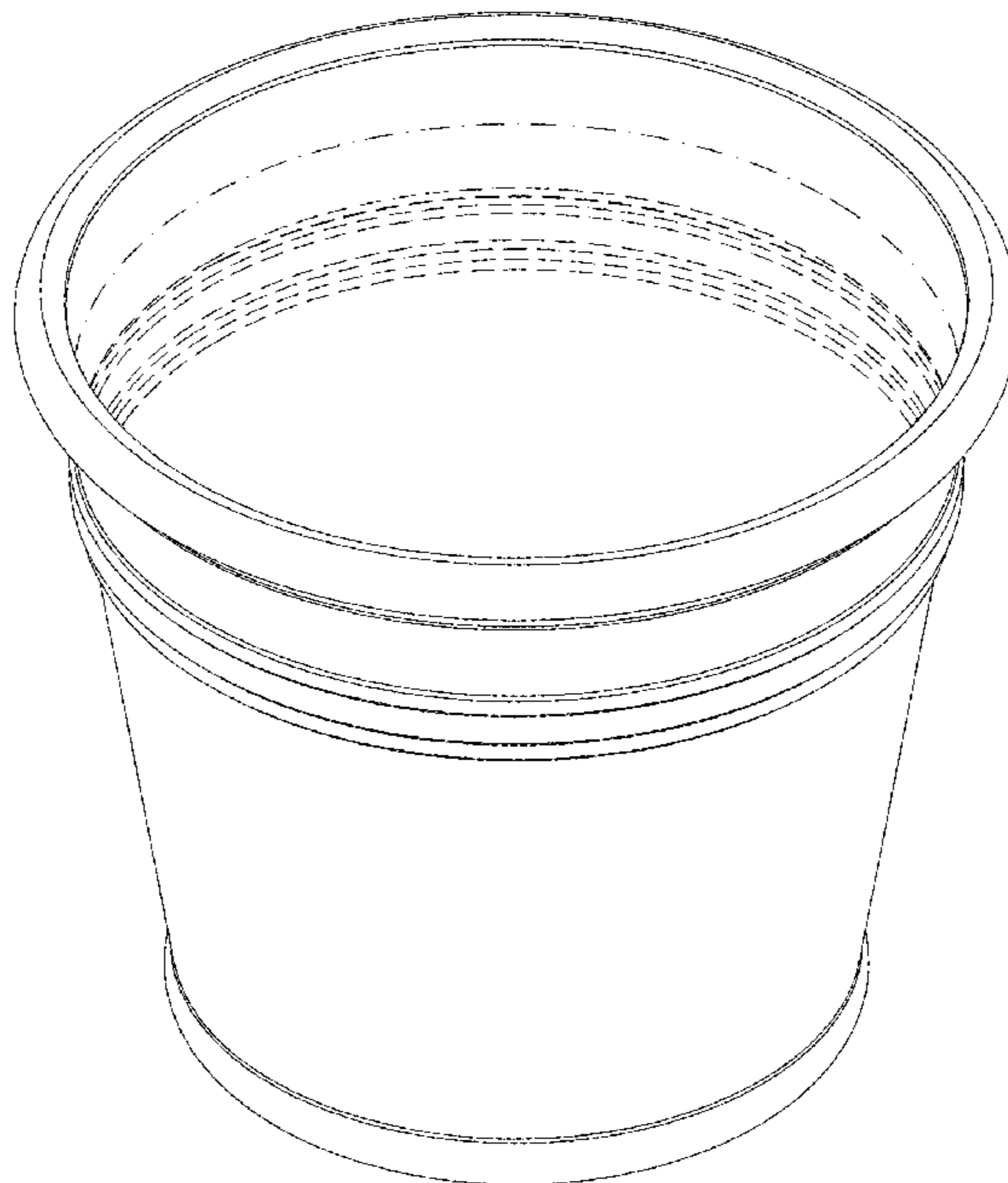
Primary Examiner — Susan Bennett Hattan
Assistant Examiner — Rebecca Tsehaye
(74) *Attorney, Agent, or Firm* — McHale & Slavin, P.A.

(57) **CLAIM**
The ornamental design for a planter, as shown and described.

DESCRIPTION

FIG. 1 is a top isometric view of the planter of the present invention;
FIG. 2 is a front view thereof, the rear view, right and left side views being identical thereto;
FIG. 3 is a top view thereof; and,
FIG. 4 is a bottom view thereof.
The dash-dot line represents the bounds of the claimed design while all other broken lines are illustrative purposes only; the broken lines form no part of the claimed design.

1 Claim, 4 Drawing Sheets






Fig. 1




Fig. 2




Fig. 3




Fig. 4