



US00D805421S

(12) **United States Design Patent** (10) **Patent No.:** **US D805,421 S**
Dominguez (45) **Date of Patent:** **** Dec. 19, 2017**

(54) **WATCH HOLDER FOR BRACELET**

(71) Applicant: **HARRY WINSTON SA,**
Plan-les-Ouates (CH)
(72) Inventor: **Emmanuelle Dominguez,** Viry (FR)
(73) Assignee: **Harry Winston SA,** Plan-les-Ouates
(CH)

(**) Term: **15 Years**

(21) Appl. No.: **29/576,818**

(22) Filed: **Sep. 7, 2016**

(30) **Foreign Application Priority Data**

Mar. 7, 2016 (WO) DM/089 704

(51) **LOC (10) Cl.** **11-01**

(52) **U.S. Cl.**
USPC **D11/86**

(58) **Field of Classification Search**
USPC D11/1-26, 79-87, 93, 94; D10/32, 38,
D10/30, 31, 33, 37, 40
CPC A44C 5/00; A44C 5/0007; A44C 5/0015;
A44C 5/0023; A44C 5/003; A44C
5/0038; A44C 5/0046; A44C 5/0053;
A44C 5/0061; A44C 5/0069; A44C
5/0076; A44C 5/0084; A44C 5/0092;
A44C 5/18; A44C 25/00; A44C 25/001;
A44C 25/002; A44C 25/004; A44C
25/007; A44C 1/00; A44C 11/00; A44C
15/003; A61B 5/02405

See application file for complete search history.

(56) **References Cited**

U.S. PATENT DOCUMENTS

D30,646 S * 5/1899 Graff D11/80
D81,830 S * 8/1930 Cohn D10/33
D217,783 S * 6/1970 Parrusg D11/83

D263,571 S * 3/1982 Beier D11/103
5,383,343 A * 1/1995 Thach A44C 25/001
63/1.12
5,390,510 A * 2/1995 Tirio-Cloonan A44C 15/002
132/294
D363,537 S * 10/1995 Moody D11/103
D390,149 S * 2/1998 Shenhav D11/56
D397,307 S * 8/1998 Shenhav D11/79
D397,309 S * 8/1998 Shenhav D11/81
D397,638 S * 9/1998 Shenhav D11/81
D542,165 S * 5/2007 Ayr-Popowski D10/106.1
D575,666 S * 8/2008 Mudrick D11/103
D575,667 S * 8/2008 Mudrick D11/103
D592,408 S * 5/2009 Kuchinsky D6/308
D604,195 S * 11/2009 Overson D11/103
D767,438 S * 9/2016 Behney D11/56

OTHER PUBLICATIONS

[Online] <http://housekihiroba.jp.e.nh.hp.transer.com/shop/g/gHW188/>. Retrieved Jul. 31, 2017.*

* cited by examiner

Primary Examiner — Melanie Pellegrini
(74) *Attorney, Agent, or Firm* — Blank Rome LLP


(57) **CLAIM**

The ornamental design for a watch holder for bracelet, as shown.

DESCRIPTION

FIG. 1 is a front right perspective view of a watch holder for bracelet showing my new design;
FIG. 2 is a front view thereof;
FIG. 3 is a rear view thereof;
FIG. 4 is a left side view thereof;
FIG. 5 is a right side view thereof;
FIG. 6 is a top view thereof;
FIG. 7 is a bottom view thereof; and,
FIG. 8 is a rear left perspective view thereof.

1 Claim, 6 Drawing Sheets






FIG. 1

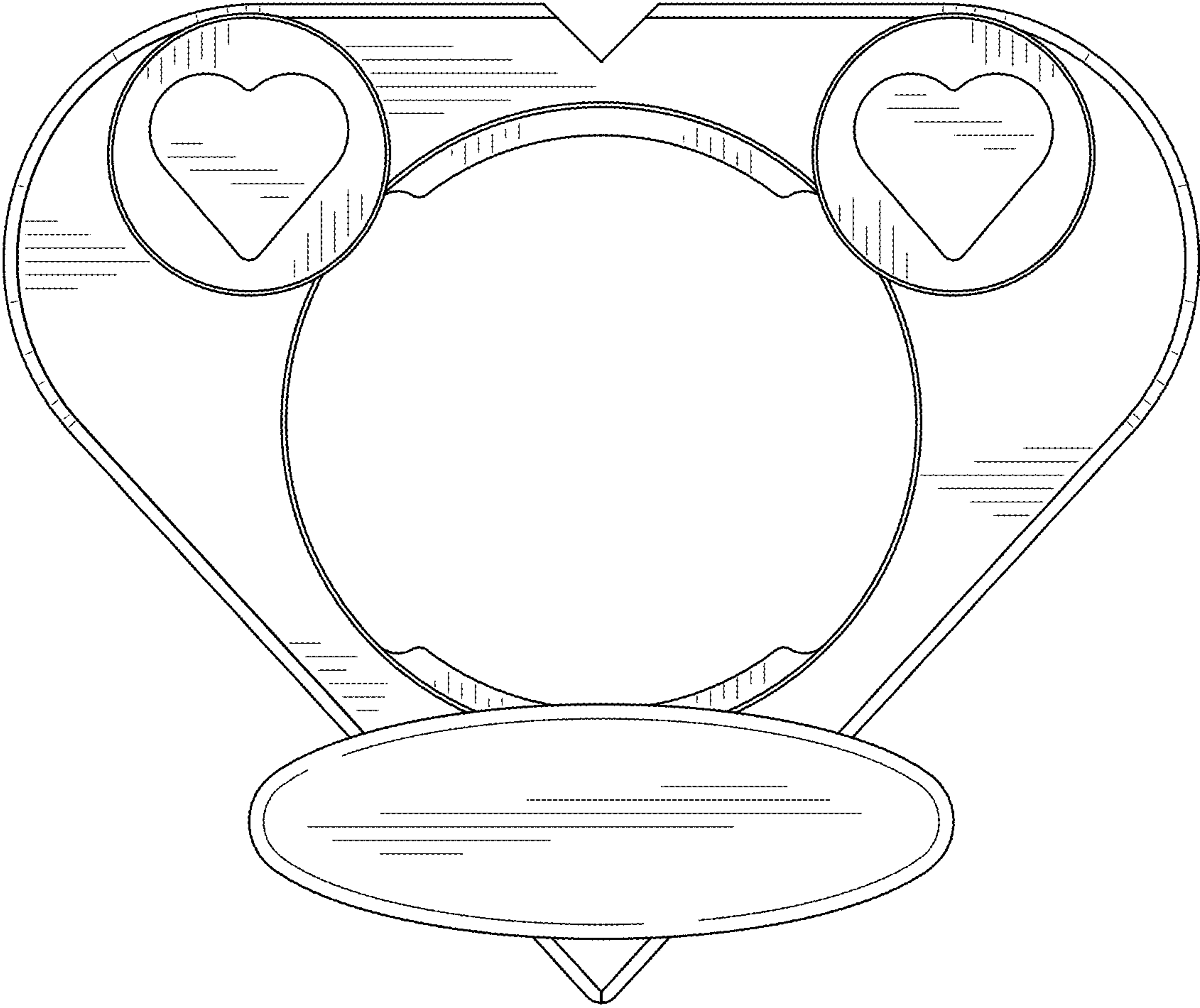


FIG. 2

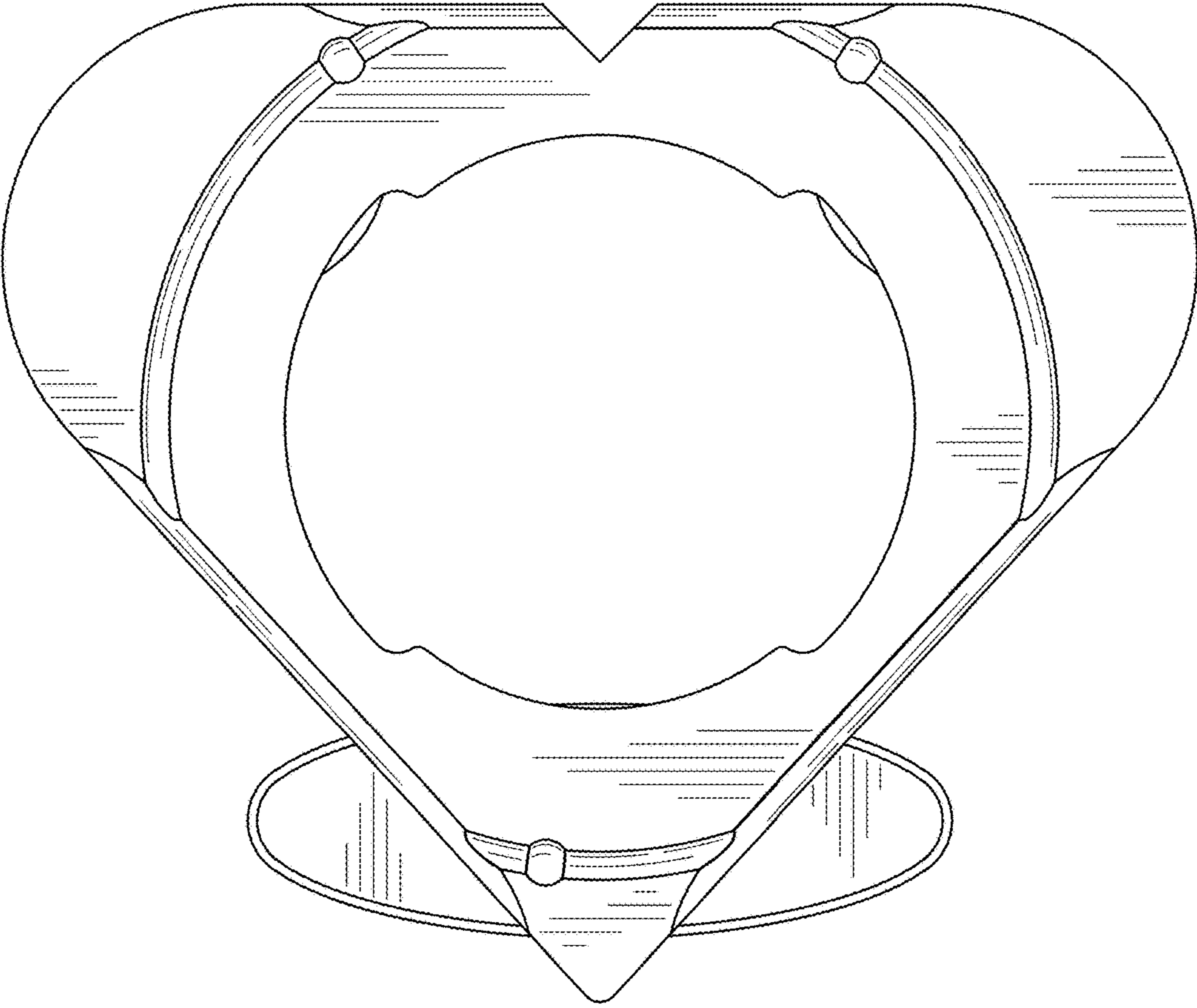


FIG. 3

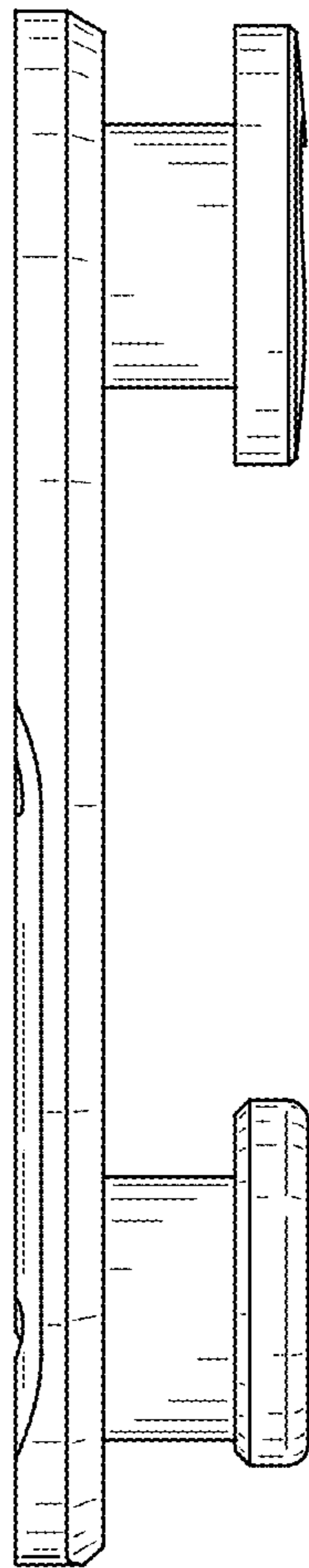


FIG. 4

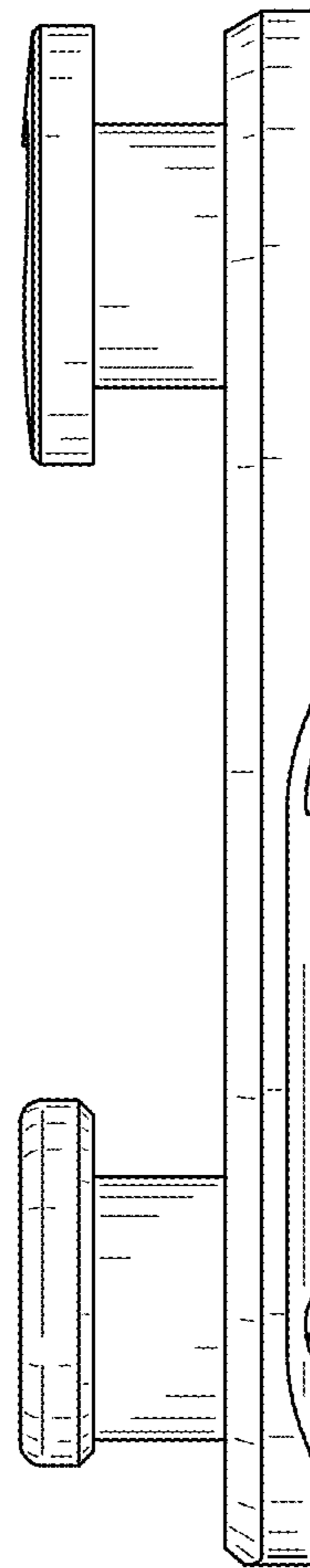


FIG. 5

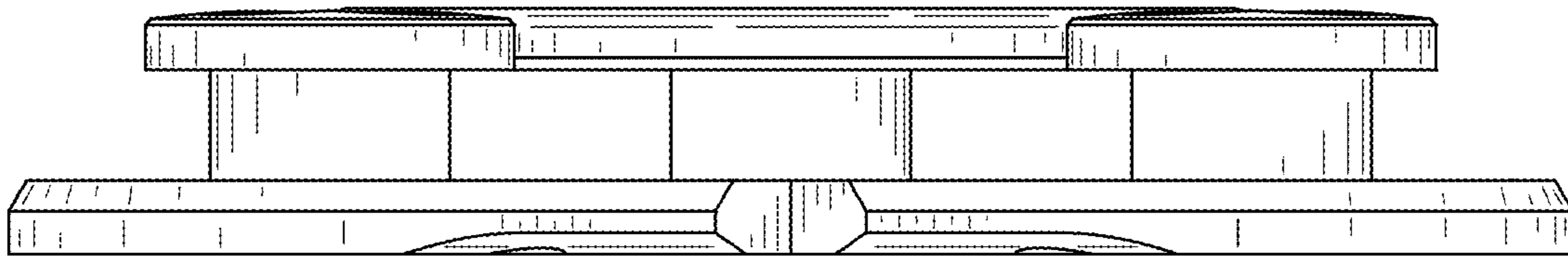


FIG. 6

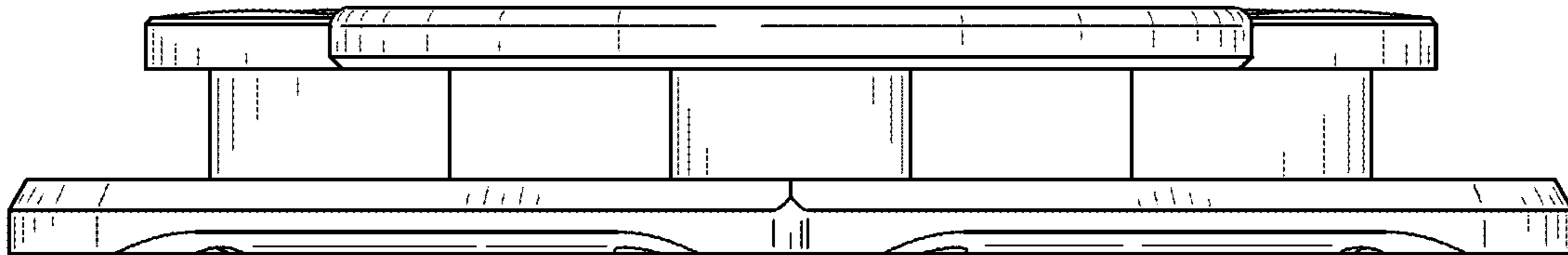


FIG. 7

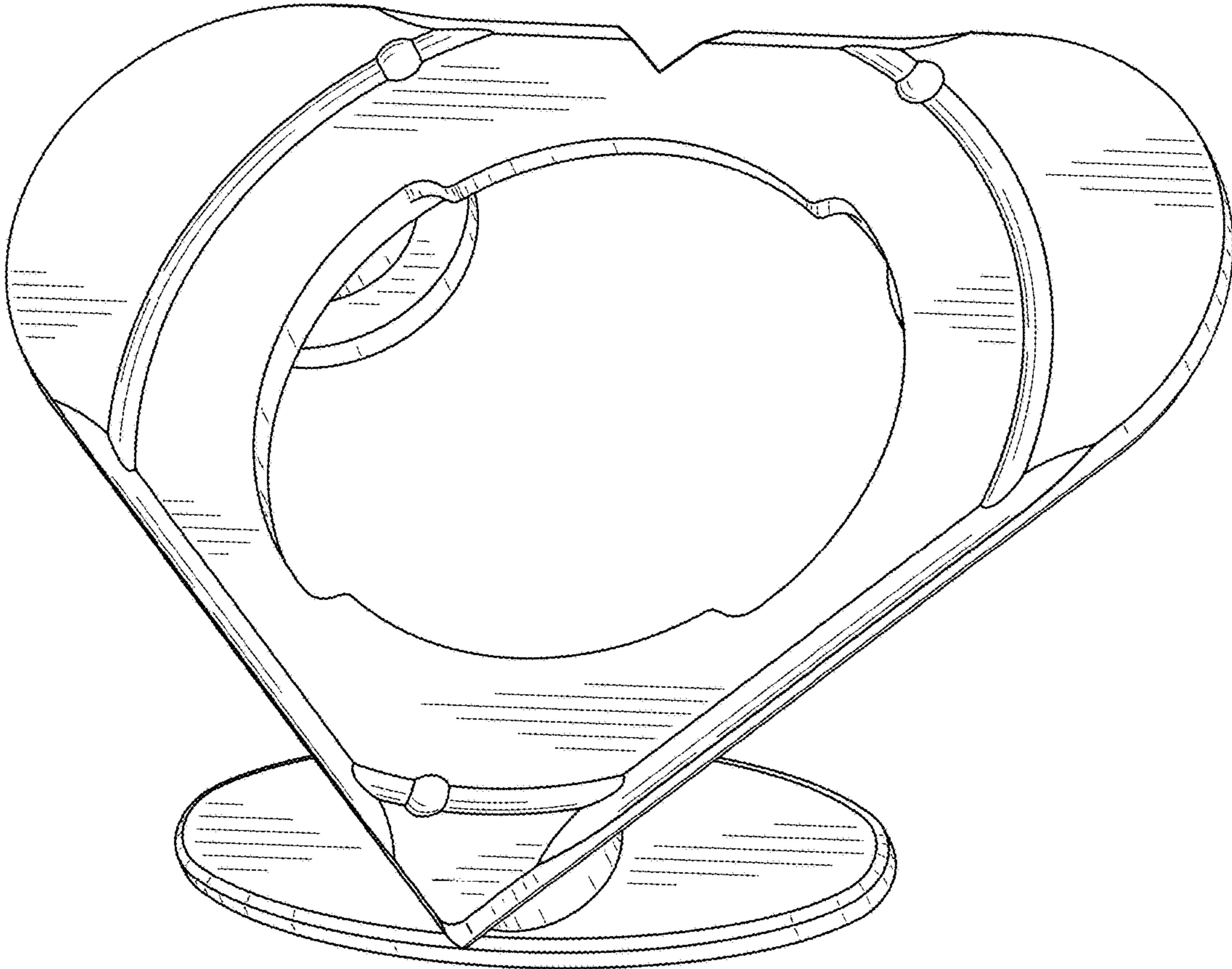


FIG. 8